

STUDENT VIKING SYSTEM 9.2


STUDENT GUIDE

ENROLLING WITH A CLASS NUMBER

Accessing LBCC's Student Viking System

The Student Viking System, along with many other LBCC online platforms, is housed in [Viking Portal](https://portal.lbcc.edu/sso/) (<https://portal.lbcc.edu/sso/>)

Log in with your Student Viking ID # and Single Sign-On Password.



The screenshot shows the Viking Portal login interface. At the top, a red banner reads "VIKING PORTAL". Below this, on a dark background, are two input fields: "VikingID / EmployeeID" and "Password". To the right of these fields is the Long Beach City College logo, featuring a large red "LB" and the text "LONG BEACH CITY COLLEGE". Below the input fields are three buttons: "Login", "Change Password", and "New/Forgotten Password". At the bottom left, there are two links: "Student Login Help" and "Faculty/Staff Login Help".


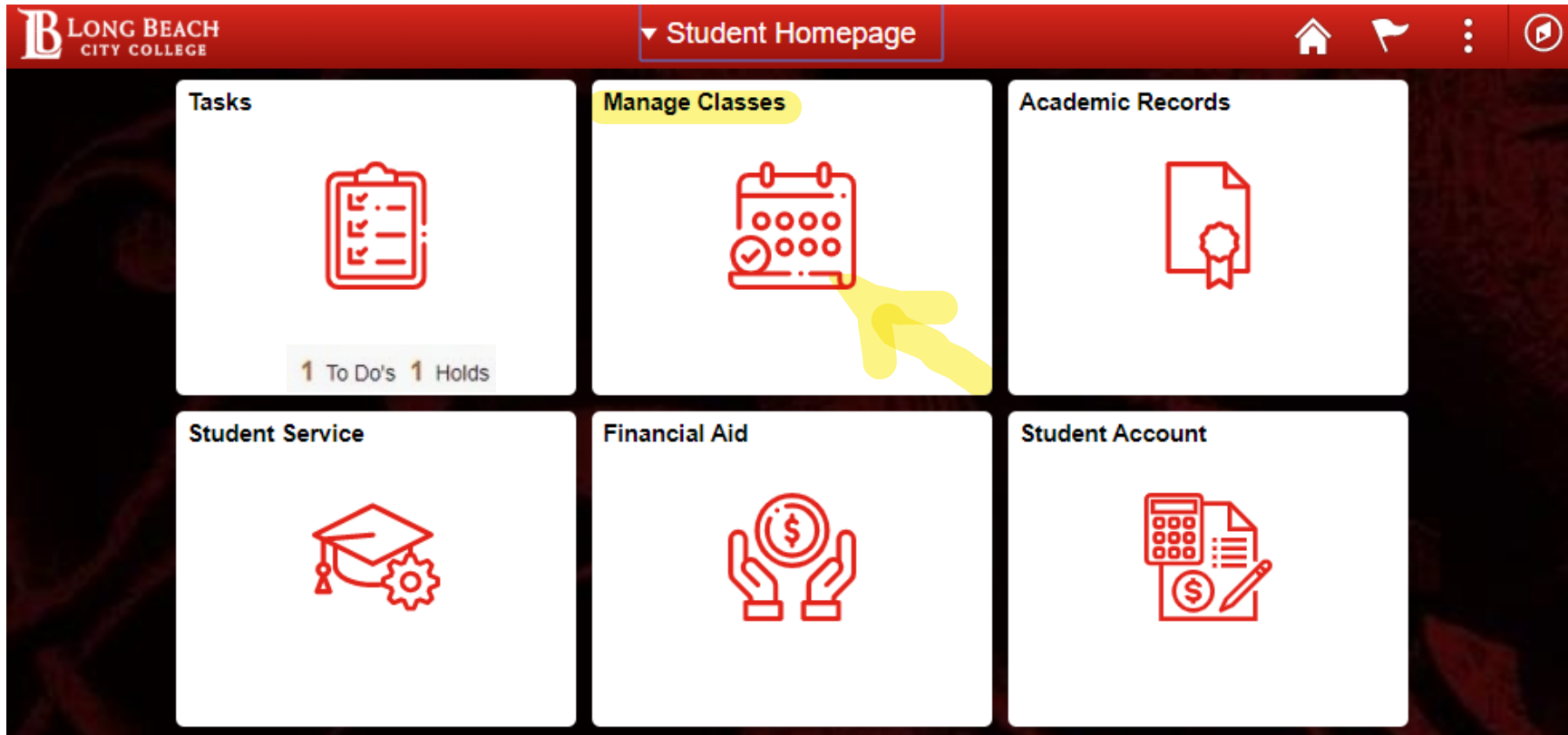
Need Help Logging In? The Student Technology Help Desk has a [guide](#) to support you.

Students are also welcomed to contact the Student Technology Help Desk directly for support. Click [here](#) for more information.

Seeking Support? Click [here](#) for a list of helpful support services at Long Beach City College

Student Viking System (9.2)

Help Guide Main Menu



Click on the tile you are seeking support with.

In the new Student Viking System, you as an LBCC student will have access to tiles which will support & guide your experience in maintaining your academic tasks, enrollments, records, payments, & more.

Seeking Support? Click [here](#) for a list of helpful support services at Long Beach City College

2. Manage Classes Tile

Enrolling into Classes with class number

If you know the class number of the class you are interested in, simply click on **Add By Class Number**, enter the five digits, and click **Add**.

➤ In this example, Ole wants to enroll into a **Learn 11 class** which has a **class number 34416**.

The screenshot shows the 'Add By Class Number' interface. At the top left, there is a red navigation bar with a back arrow and the text 'Student Homepage'. To the right of this bar is the title 'Add By Class Number'. Below the navigation bar, the current semester is displayed as '2020 Spring Undergraduate', with a 'Change' button next to it. On the left side, there is a vertical menu with four options: 'Manage Classes', 'View My Classes', 'Enroll in Classes', and 'Add By Class Number'. The 'Add By Class Number' option is highlighted in green and has a red '1' next to it. The main content area is titled 'Add By Class Number' and contains a 'Class Number' input field with the value '34416'. To the right of the input field is an 'Add' button. A red '2' is positioned above the input field, and a red '3' is positioned above the 'Add' button. A mouse cursor is shown clicking the 'Add' button.

Note: Please make sure to choose the appropriate semester beforehand by simply clicking the Change button which is located at the left top corner of the screen.



2. Manage Classes Tile


Enrolling into Classes with class number

Class 34416 - Learning and Acad Strategies added. Go to Shopping Cart to complete enrollment.

2020 Spring Undergraduate

Manage Classes View My Classes Enroll in Classes Add By Class Number **Shopping Cart** Drop Classes

Your Shopping Cart

| Select | Availability | Class | Description | Session | Days and Times | Room | Instructor | Units | Seats | Preferences |
|---|--------------|-------------|---------------------------------------|----------------------------|-------------------------------------|----------------------------|------------|-------|---------------------|------------------------------------|
|  2 | Open | Class 34416 | LEARN 11 Learning and Acad Strategies | 1 Regular Academic Session | Monday Wednesday 10:05AM to 11:30AM | Liberal Arts Campus - L250 | S. Barnes | 3.00 | Open Seats 17 of 30 | Change Preferences |
| | | Class 34417 | | | Arranged | Liberal Arts Campus - L212 | S. Barnes | | Open Seats 17 of 30 | |

Enroll Delete Validate

1

3

- ✓ Click on **Shopping Cart** located under Manage Classes and select the class.
- ✓ When finished click **Enroll**.

Are you sure you want to enroll?

Yes No

4



2. Manage Classes Tile

Enrolling into Classes with class number



CONGRATULATIONS

You are enrolled into LEARN 11 – Learning and Academic Strategies class.

✓ **LEARN 11 - Learning and Academic Strategies**
This class has been added to your schedule.

Main Menu

