

# **ADOPTED BUDGET**

**Fiscal Year 2023-2024**



**LONG BEACH COMMUNITY COLLEGE DISTRICT**

**Long Beach City College**



**LONG BEACH COMMUNITY COLLEGE DISTRICT  
2023-2024 Adopted Budget**

Submitted by:

Mike Muñoz, Ed.D.  
Superintendent-President

To the:

Board of Trustees  
Herlinda Chico, President

Vivian Malauulu, Vice President  
Dr. Virginia Baxter, Member

Uduak-Joe Ntuk, Member  
Sunny Zia, Member

September 13, 2023

Long Beach Community College District

2023-2024 Adopted Budget

Table of Contents

Superintendent’s Message ..... 1

Budget Assumptions and Implications ..... 13

Summary of All Expenditures and Other Outgo by Fund ..... 19

Unrestricted General Fund (Fund #01) ..... 20

Restricted General Fund (Fund #12)..... 27

    Restricted Parking Program..... 40

    Student Health Centers ..... 42

Associated Student Body Fund (Fund #72) ..... 44

Capital Projects Fund (Fund #41)..... 47

Child and Adult Development (Fund #33)..... 52

Contract/Community Education Fund (Fund #59) ..... 56

Equity Award (Fund #78)..... 59

Event & Filming Services Fund (Fund #58) ..... 63

    (formerly Veterans Stadium Operations Fund)

General Obligation Bond Funds ..... 68

    Measure E (Fund #46)..... 75

    Measure LB (Fund #47) ..... 78

Retiree Health Fund (Fund #79)..... 81

Self Insurance Fund (Fund #61) ..... 85

Student Financial Aid Fund (Fund #74) ..... 89

Student Representation Fee Fund (Fund #71) ..... 93

**Long Beach Community College District  
2023-2024 Adopted Budget**

**Superintendent's Message**

September 13, 2023

Board of Trustees  
Long Beach, California 90808

Board President, Members of the Board, and Members of the Community:

As has been the practice in recent years, this year's enacted State Budget, which was signed on July 10, 2023, was followed by trailer bills that impact higher education. The 2023-24 Budget Act reflects an estimated deficit of \$31.5 billion, up from the January estimate of \$22.5 billion. It includes state expenditures of \$310 billion, which is just 1% above the prior year budget and not the significant increase that we saw in last year's Budget. State general fund budget spending is down 3%. The total Community College budget reflects a similar slight increase to total spending, but a decline in general funds. The State budget provides funds for climate projects, homeless housing and state-subsidized child care. For higher education, the Budget continues to be shaped by the administration's Roadmap for the Future, which was introduced in 2022-23. It provides stable funding for community colleges including increases to the student centered funding formula (SCFF), mainly from the 8.22% cost of living adjustment (COLA). One-time funding in the State Budget is limited. The Budget uses several mechanisms to close the projected state shortfall, including funding delays, reductions from prior budgets, internal fund shifts and internal borrowing. Recent economic news has been mixed, but many factors lead to uncertainty in state revenue projections. State Budget details and estimated impacts to LBCC are highlighted below:

Apportionment

- Cost of Living Adjustment (COLA) of 8.22% - \$678.0 million
  - **\$13.1 million** for LBCC
- 0.5% Enrollment Growth funds – \$26.4 million

Long Beach Community College District  
2023-2024 Adopted Budget

## Superintendent's Message

- Growth authority for LBCC is limited to 0.12%
- No growth is anticipated for LBCC – in restoration mode, not growth mode

### Categorical Programs

- Cost of Living Adjustment (COLA) of 8.22% for the usual select categorical programs (DSPS, EOPS, CalWORKs, Child Care Tax Bailout, Mandated Costs, CARE, and Adult Education) - \$95.3 million
  - **\$1.6 million** for LBCC
- Several other categorical programs also received an 8.22% COLA increase in 2023-24
- Retention and Enrollment – (\$5.4) million net decrease
  - The \$150 million prior year allocation was decreased in the 2023-24 Budget Act by (\$55.4) million
  - \$50 million is added back in 2023-24 for the net decrease noted above
  - **(\$92,000)** net decrease for LBCC

### Prior Year Block Grant Reductions

- COVID-19 Recovery Block Grant – No change. The significant reduction proposed in the May Revise was not included in the enacted budget.
  - **No change** for LBCC
- Deferred Maintenance and Instructional Equipment – (\$500.0) million reduction to the 2022-23 allocation
  - Plus a slight, \$5.7 million allocation in 2023-24 for a net (\$494.3 million decrease)
  - **(\$8.5) million** reduction for LBCC
  - Split evenly between deferred maintenance and instructional equipment

### Flexibility Provision

In the context of the reductions to prior year allocations, remaining one-time funds provided for the following programs can be shifted within these three programs:

- COVID-19 Recovery Block Grant
- Deferred Maintenance and Instructional Equipment

**Long Beach Community College District  
2023-2024 Adopted Budget**

**Superintendent's Message**

- Retention and Enrollment

Capital Facilities

(Lower than prior year)

- \$232.3 million in Proposition 51 and other capital outlay projects for two new and twelve continuing projects – one-time
  - Does not include LBCC projects
  - LBCC projects continue with funding from prior budgets

State Reserve Projected Balances

- Budget Stabilization Account (BSA, also known as the rainy-day fund) - \$22.3 billion
- Public School System Stabilization Account (PSSSA) - \$10.7 billion

The Adopted Budget includes 14 funds totaling \$1.2 billion and is based on the attached budget assumptions developed by the Budget Advisory Committee.

Personnel

Salary increases matching the State funded cost of living adjustment (COLA) of 8.22% are applied to all full-time salaries for the 2023-24 Adopted Budget. This is based the classified employee and management team increases that were approved by the Board in June and July respectively. These increases add a total of \$9.9 million in salaries and \$4.4 million in benefits to the Adopted Budget for all employee groups. The budgets for full-time and part-time faculty will be adjusted when their negotiations are settled. The budget also includes estimated increases for certain positions related to the classification and compensation study.

**Long Beach Community College District  
2023-2024 Adopted Budget**

**Superintendent's Message**

<b>8.22% Budgeted Increases</b>		<b>Salary</b>	<b>Benefits</b>	<b>Total</b>
Full-Time Faculty		3,722,670	1,533,009	5,255,679
Part-Time Faculty		1,681,415	420,354	2,101,769
Management		1,687,678	868,450	2,556,128
Classified		2,857,498	1,529,508	4,387,006

Additional positions were also added to the 2023-24 Adopted Budget as summarized below.

<b>Additional Positions Budgeted</b>	<b>Salary</b>	<b>Benefits</b>	<b>Total</b>
New Full-Time Faculty (14 Instructors, 4 Long-Term Substitutes, 3 Counselors & 1 Librarian)	2,329,738	1,001,787	3,331,525
Associate Dean, Coordinator, Hourly Counselors, Librarian (1.50 FTE)	459,229	147,717	606,946
Directors, Managers, Confidential (7.00 FTE)	827,864	425,436	1,253,300
Classified Positions (14.00 FTE)	1,068,714	553,634	1,622,348

**Unrestricted General Fund**

The total Unrestricted General Fund budget is \$191.8 million. The salary, benefit and personnel changes noted above mainly impact the Unrestricted General Fund, but also impact budgets in other funds.

The 2022-23 Adopted Budget included an operating Surplus of \$5.6 million. Due to the net impact of increased local and state revenue, less a decrease to apportionment revenue; salary savings, decreased operating expenses, decreased one-time project spending, less the increase to interfund transfers, the unaudited actual surplus for 2022-23 increased to \$10.3 million. Local revenue was \$2.9 million higher due mainly to increased non-resident tuition and interest income. Apportionment revenue decreased by \$3.2 million due mainly to a 2.0% deficit factor. Vacancy and reassignment savings have resulted in \$7.6 million in salary and benefit savings. Reduced or postponed spending impacted total expenses. HEERF spending is winding down in 2022-23, resulting in less indirect costs, which results in a \$2.2 million increase to operating expenses in the unrestricted general fund. One-time projects were delayed resulting in expenditures decreased by \$1.9 million. Interfund transfers increased by \$4.0 million. These along with other minor changes result in a \$4.7 million increase to the budgeted surplus.



**Long Beach Community College District  
2023-2024 Adopted Budget**

**Superintendent’s Message**

I am recommending an Adopted Budget with an operating deficit of \$1.8 million resulting in a \$70.2 million (36.6%) ending fund balance at June 30, 2024. Please keep in mind that this budget, like all budgets, is based on the information available at this time. As additional information becomes available, it will be included in revised budgets throughout the fiscal year. It is important to note that there are unknown items not included in this budget such the impacts of remaining salary negotiations, and unforeseen items that typically come up during the course of a fiscal year.

This budget reflects the pros and cons of the Enacted State Budget. More details about revenue and expense changes from 2022-23 unaudited actuals compared to fiscal year 2023-24 tentative budget are detailed below to better explain the operating surplus.

*Revenues:* Major increases/(decreases):

Changes from 2022-23 - Unaudited Actuals		Comments
Apportionment	\$15.6 million increase	<p>The increase is the net of:</p> <ul style="list-style-type: none"> <li>• \$13.1 million increase due to the 8.22% COLA &amp; increase to SCFF rates.</li> <li>• \$2.3 million increase due to the deficit factor decreasing from 2.00% to 0.50%</li> <li>• (\$0.4) million decrease in prior year apportionment adjustments</li> <li>• \$0.6 million increase due to no FON penalty expected in 2023-24</li> </ul>

**Long Beach Community College District  
2023-2024 Adopted Budget**

**Superintendent's Message**

Changes from 2022-23 - Unaudited Actuals		Comments
Other State Revenue	(\$0.9) million decrease	<ul style="list-style-type: none"> <li>• Due mainly to the projected decrease in lottery revenue due to lower FTES.</li> </ul>
Local Revenue	(\$0.3) million decrease	<ul style="list-style-type: none"> <li>• Due mainly to the estimated decrease in interest income.</li> </ul>

*Expenditures: Major increases/(decreases):*

Changes from 2022-23 - Unaudited Actuals		Comments
Total Academic Salaries	\$7.7 million increase	The increase is due step and column increases; budgeted increases: hiring 17 new full-time faculty, new academic administrators, 4 long-term substitutes, and hourly backfill for counselors and librarian in the general fund.

**Long Beach Community College District  
2023-2024 Adopted Budget**

**Superintendent's Message**

Changes from 2022-23 - Unaudited Actuals		Comments
Total Classified Salaries	\$7.9 million increase	The increase is due to step and column increases, the 8.22% salary increases, new management and classified positions, one-time limited term employees (LTE's), budgets for the classification study and budgeting of currently vacant positions.
Total Benefits	\$6.9 million increase	The increase is due to increases to certain benefit rates, most notably 1.31% for PERS and 9.0% for Health Insurance premiums; as well as the increase to statutory benefits due to increased payroll. Increases are offset by the decrease in SERP payments due to the final payment for the 2018 SERP being paid in 2022-23.

**Long Beach Community College District  
2023-2024 Adopted Budget**

**Superintendent's Message**

Changes from 2022-23 - Unaudited Actuals		Comments
Contract Services and Operating Expenses	\$6.5 million increase	The increase is due to the net of the \$1.7 million increase due to the decrease in indirect costs; decrease of election costs (\$0.4) million, (every other year); \$2.0 million increase in professional services; \$1.5 million increase for travel, utilities, repairs/maintenance and software and the \$1.7 million increase for other services.
One-Time Expenditures	\$1.7 million increase	The increase is due to plans to complete projects delayed in 2022-23.
Other Outgo	(\$3.8) million decrease	The decrease is due mainly to the net of the \$0.2 million Increase in payments to students and transfer to the Restricted General fund to help serve additional student health needs; less the \$4.0 million one-time transfer to the Capital Outlay Fund in the prior year for infrastructure projects.

Reserves

Board Policy 6200 requires a minimum 16.67% reserve in the Unrestricted General Fund. Therefore, \$32.0 million has been budgeted for this purpose. \$34.3 million is budgeted for economic uncertainty. Additionally, \$0.1 million is reserved for business process review expenditures planned for future years, and \$3.8 million has been reserved for vacation and load banking. If it becomes necessary to use any reserves, it will be

**Long Beach Community College District  
2023-2024 Adopted Budget**

**Superintendent's Message**

formally reported to the Board in the Fiscal Services agenda items. The Quarterly Budget Performance Reports will also identify the use of any reserves.

Restricted General Fund

The total Restricted General Fund budget is \$93.8 million. Included in this fund are programs funded from external sources. The revenue from these sources must be used for the purposes specified by the external funding sources. Included in this fund are: the Small Business Development Centers (SBDC), Perkins Grants, Adult Education, state categorical funds for Disabled Students Programs and Services (DSPS), Equal Opportunity Programs and Services (EOPS), Student Equity and Achievement (SEA) Program, Strong Workforce, Guided Pathways, the Student Financial Aid Administration Allowance, CalWORKs, Career Technical Education, the Federal COVID Aid - Higher Education Emergency Relief Fund (HEERF), the COVID-19 Response and Recovery Block Grants and other programs. This fund also includes the locally funded Parking Program and the Student Health Centers.

General Obligation Bond Funds

A total of \$440 million in bonds was authorized under the 2008 Measure E bonds. The first \$48.4 million of these bonds were sold in July 2008. The District issued the second series of general obligation bonds totaling \$237 million in December 2012 to repay the \$150 million Bond Anticipation Notes (BAN) and to fund ongoing bond projects. A total of \$850 million in bonds was authorized under 2016 Measure LB. \$3.2 million from 2008 Measure E and \$81.8 million from 2016 Measure LB were issued in September 2016 for a total of \$85 million. In October 2019, \$130 million in 2016 election bonds were issued to continue construction and renovation plans. In October 2021, \$150 million in 2016 Measure LB bonds were sold to continue construction and renovation projects. District-wide, Pacific Coast Campus, and Liberal Arts Campus major projects are planned for the 2023-24 fiscal year. New projects include the North Long Beach Higher Education Complex and

**Long Beach Community College District  
2023-2024 Adopted Budget**

**Superintendent's Message**

Student Housing; and the expanded Stadium and Athletic Recreation Center. All major projects are summarized in the Bond Fund narrative.

Other Funds

Other funds are balanced. The Capital Projects Fund accounts for capital projects and expenditures not funded by local bonds. The Construction Trades Phase 2 (Building MM), and Buildings G/H – Music/Theatre Complex projects continue with state capital outlay funding. Certain redevelopment revenues must be split between property tax revenue and restricted capital outlay revenue. This capital outlay portion is recorded in the Capital Projects Fund. The Governor's Budget includes significant reductions to prior year allocations for Deferred Maintenance/Instructional Equipment block grants. The District will split the remaining allocation evenly. The deferred maintenance allocation is budgeted in the Capital Outlay fund and the Instructional Equipment allocation is budgeted in the Restricted General fund. Please see the following pages for more specific information about other funds.

Next Steps

Apportionment funding is strong in 2023-24 with the 8.22% COLA increase; however, with current state revenue deficits and the end of the emergency conditions allowance (ECA), we will have to prepare for the possibility of less funding in the future. The state has reported revenues below projections for most of this year. Education protection act (EPA) revenue was down significantly in 2022-23 resulting in a 10% deficit factor for the period 2 (P-2) apportionment revenue report. The state is substantially backfilling that deficit in the 2023-24 budget act, so we are only reporting a 2% deficit factor for 2022-23 apportionment revenue. We will see in coming months if EPA revenues bounce back and if that backfill in the budget year impacts remaining state revenues.

**Long Beach Community College District  
2023-2024 Adopted Budget**

**Superintendent's Message**

The emergency conditions allowance ended June 30, 2023. So, LBCC will be funded through the SCFF based on actual metrics including FTES going forward. The impact of this change will be smoothed over three years due to stabilization and the three-year averaging of credit FTES in the formula. After two years of significant enrollment declines, FTES counts are trending back upward. We will continue to use outreach, marketing, Guided Pathways, the College Promise, and other initiatives to help improve student success metrics and consequently improve SCFF apportionment revenue. Challenges that lie ahead are highlighted below.

- **Enrollment Management** – After two years of enrollment declines, LBCC enrollment increased by 5.68% for resident full-time equivalent student (FTES) counts for 2022-23. However, we are still well below pre-pandemic levels. New State Chancellor, Christian is promoting dual enrollment as another way to help engage potential college students early and to increase enrollment. LBCC plans to follow this directive and invest in dual enrollment initiatives in 2023-24.
- **Pension Obligations** – The increases in the employer rates for 2023-24 are significant (1.31% PERS) on top of the already high rates.
- **COVID Funding** – Federal HEERF grants have provided needed support. As these funds wind down, the challenge is to continue to provide the needed support and safety with other funds.
- **Economic Conditions** – The Governor's May Revise Budget does not plan for a recession. So, if one occurs in 2023-24, mid-year cuts or impact to next year's budget may occur. Recent economic news has been mixed, but the Chancellor's Office continues to report that state revenues are down. The reduction to prior year's allocations, the significant decrease to 2022-23 education protection act (EPA) funding and the 10% deficit factor in the 2022-23 P-2 apportionment report are signs for concern.

Long Beach Community College District  
2023-2024 Adopted Budget

**Superintendent's Message**

- **Apportionment Funding** – When the student centered funding formula (SCFF) was introduced in 2017-18, its main goal was to increase student success in a simple, understandable formula. Unfortunately, the second part of that goal has not been achieved. Due to hold harmless, stability and three-year averaging provisions along with emergency conditions and other allowances, the formula is extremely complicated. LBCC has benefited from several allowances that are built into the (SCFF). The emergency conditions allowance (ECA) ended June 30, 2023, which removes protections for reduced enrollment (full-time equivalent students, FTES) and the reduced funding for moving from large college to medium college status. Apportionment funding is based on the largest of: A. SCFF calculated revenue, B. stabilization revenue and C. hold harmless revenue. LBCCD and many other districts benefited from the hold harmless provision in the past. However, with increases to funding rates over the years and the end of COLA increases scheduled for 2024-25, the hold harmless provision is now a non-factor. Unless our metrics increase, especially FTES, our apportionment revenue will not increase at the rates we've experienced in the past or even at the rates of other colleges. Due to the stability and three-year averaging features of the SCFF, declines will be spread over three years. For planning purposes, we need to be aware that COLA is applied to funding rates and not the total apportionment revenue.

Respectfully submitted,



Dr. Mike Muñoz  
Superintendent-President



**Long Beach Community College District  
2023-2024 Adopted Budget**

## **Budget Assumptions and Implications**

The following **Budget Assumptions and Implications** were recommended by the **Budget Advisory Committee (BAC)**.

### **I. ORGANIZATION**

The organization of the budget will be the same as 2022-23. There will be potential budget redirections in response to both the State's budget impact and the priorities, as identified by the College Planning Council (CPC). Priorities were updated at the March 23, 2023 Joint CPC-BAC meeting. For 2023-24, Institutional Priorities are as follows:

(Informed by VP Plans & Strategic Plan Goals)

- A. Support the improvement of equitable course success rates, learning, and persistence
  - o Increase Transfer-level math and English course completion rates for first time, first-year degree seeking students
- B. Improve the efficiency of business processes and practices to support compliance, service delivery, and instruction
- C. Provide continued support for campus safety initiatives
- D. Increase students' and employees' sense of belonging and mattering by actively creating an inclusive, caring, and anti-racist environment in all spaces (virtual and physical) on campus
- E. Establish and strengthen relationships and partnerships with community organizations, industry partners, and educational institutions

### **II. UNRESTRICTED GENERAL FUND BUDGET GUIDELINES**

The Adopted Budget is based on the Enacted State Budget.

- A. Deficit spending will be minimized.

**Long Beach Community College District  
2023-2024 Adopted Budget**

**Budget Assumptions and Implications**

- B. Our resident FTES targets will be 19,078.14 (18,545.73 credit, 246.74 special admits, 69.85 non-credit, and 215.82 enhanced non-credit). The impact of FTES on apportionment is reduced under the new funding formula (see II. H. below), but it is still the largest single factor on our income.
- C. Carryover will only exist for the one-time allocations provided in previous years specific to the One-Time Mandated Cost items, technology refresh, professional development, instructional equipment, and mobile application deployment. All other unexpended funds will become part of the ending balance and will be budgeted in the subsequent budget year.
- D. Expenditure of one-time monies will be based on the College Priorities, as derived from the planning process.
- E. Essential operational and maintenance functions of the college will be funded.
- F. Total Cost of Ownership principles shall be employed in departmental planning and budgeting processes.
- G. Any expense eligible to be funded using categorical or grant dollars will be budgeted in the eligible categorical or grant program.
- H. The State Budget includes the Student Centered Funding Formula (SCFF). The formula calls for 70% of funding to be based on FTES, 20% based on low-income students served, and 10% based on student-centered success metrics. The formula includes a hold harmless clause that allows districts to receive at least the same funding received in 2017-18 plus ongoing COLA. After 2024-25, the hold harmless floor continues, but without the annual COLA increases.

**Long Beach Community College District  
2023-2024 Adopted Budget**

**Budget Assumptions and Implications**

**III. RESERVE ASSUMPTIONS**

- A. Board Policy 6200 requires a minimum 16.67% reserve in the unrestricted general fund (calculated as a percentage of expenditures and other outgo). The Chancellor's Office's Fiscal Standards and Accountability Unit now recommends reserves of at least two months of regular operating expenditures or 16.67% (2/12) as a condition of the Emergency Conditions Allowance. This is in line with the recommendations of the Government Finance Officers Association (GFOA).
- B. The liability reserve for load banking is the amount required to fund a reasonable portion of the cash value of accumulated academic workload teaching units. The full value of the reserve is calculated by multiplying the total units banked, times the average hourly teaching rate, times 17.5 weeks. This liability is estimated at \$3,158,096 as of June 30, 2023.
- C. A restricted liability reserve is included for year-end vacation liability. This reserve is equivalent to three months' accrued vacation pay based on the hours of vacation on the District books as of June 30 for each employee. This liability is estimated at \$629,468.

**IV. FEDERAL REVENUE CHANGES**

Any increases or decreases in federal income for a project or program will be accompanied by corresponding increases or decreases in expenditures.

**V. STATE REVENUE ASSUMPTIONS AND IMPLICATIONS**

- A. A 0.5% deficit factor will be included based on prior years' experiences, which is an offset apportionment revenue generally due to shortfalls in the local revenue components of general apportionment.

**Long Beach Community College District  
2023-2024 Adopted Budget**

**Budget Assumptions and Implications**

- B. We are budgeting 8.22% COLA for apportionment and certain categorical program revenue based on the Enacted State Budget.
- C. Any excess revenue will go toward deficit reduction and/or facilities and technology reserves.
- D. Categorically funded programs (such as the SEA Program, EOPS, DSPS, etc.) income estimates will reflect figures in the State Budget.
- E. Estimates for lottery income are those provided by the California Community Colleges Chancellor's Office. Approximately 25% of the lottery allocation is restricted to instructional materials only. The unrestricted portion of the lottery allocation will be used for utilities expenses.
- F. Any block grants will be for one-time purposes and will not incur on-going costs into the future. The State Budget includes a significant decrease in the prior year deferred maintenance and instructional equipment block grant allocation. Our allocation is split equally between the two.

**VI. LOCAL REVENUE ASSUMPTIONS**

- A. Local revenue sources are interest, facilities rental, publications, and surplus items. Total interest income, with the interest rate provided by Los Angeles County Treasurer, will be budgeted conservatively.
- B. Excess income generated over the costs of operations and established reserves from international students or District sponsored events that generate additional revenue, will be placed in the Unrestricted General Fund. Excess income from facilities rental operations over the costs of operations and established reserves may be placed in the Event & Filming Services Fund.

**Long Beach Community College District  
2023-2024 Adopted Budget**

**Budget Assumptions and Implications**

- C. Special Revenue Fund budgets, such as Community/Contract Education, and Event & Filming Services Operations will generate sufficient income to cover expenses.

**VII. EXPENSE ASSUMPTIONS**

- A. All budgeted appropriations will be available for expenditure.
- B. Expenditures for federal and state categorically funded programs will not exceed the program income and mandated local contribution, except those identified within the line item budgets.
- C. Salary expenses will be budgeted to cover all board approved salary changes; step and column increases; and longevity increments for all employees. Only vacant positions deemed absolutely essential will be budgeted. Sixteen full-time faculty positions have been recruited based on the Hiring Priorities Committee list.
- D. Health and welfare benefit costs will be estimated using the best information available, including multi-year trends. The rate increases/decreases are as follows:

Blue Cross PPO: 9.5%	Delta Dental PPO: -2.9%
Blue Cross HMO: 5.0%	Delta Dental HMO: 0%
Kaiser: 16.2%	VSP: -1.0%
Mental Health Network EAP: 0%	Basic Life/AD&D: 0%

These increases/decreases combined currently result in a 9.0% blended rate increase.

- E. Other Payroll related benefits will be budgeted based upon the rates established by the regulatory agencies. Currently the rates are as follows: PERS 26.68% (1.31% increase), STRS 19.10% (no change), Workers' Compensation 1.5636% (0.046% decrease), SUI 0.05% (0.45% decrease), and Retiree Benefits 6.46% (no change).

**Long Beach Community College District  
2023-2024 Adopted Budget**

**Budget Assumptions and Implications**

- F. Any purchases initiated during the year will be completed before the end of the year.
- G. The part-time hourly budget will contain sufficient dollars to meet the FTES target in accordance with the class schedules.
- H. Throughout the year, any savings incurred from vacant classified positions may be transferred to cover the cost of a limited-term employee (LTE) while the permanent position is in recruitment.
- I. Faculty substitutes will be provided as needed to meet minimum course requirements as funds are available.
- J. GASB 74 and 75 require districts to report their full retiree health benefits on their audited financial statements. Consequently, the Annual Required Contribution (ARC) is no longer included in actuarial studies. For budgeting purposes, we have requested and received a letter from our actuary with the amount of our ARC if it was still required. The ARC for the Retiree Health Benefits as noted in the actuarial letter as of June 30, 2021 is \$5,058,426. This represents approximately 6.46% of covered payroll.
- K. Unspent funds budgeted for Business Process Reviews will be carried over to the next fiscal year. Budget is for reviews and to implement recommendations in the areas of Admissions and Records, Degree Audit, Counseling, Cashiering, Human Resources, Payroll and Fiscal Services.

**VIII. OTHER ASSUMPTIONS**

- A. All grants will be carefully evaluated as to the “District match(es)” and any financial obligation beyond the term of the grant so as not to place a burden on the budget in future years.

**Long Beach Community College District  
2023-2024 Adopted Budget  
Summary of All Expenditures & Other Outgo by Fund**

	ADOPTED	UNAUDITED	ADOPTED	CHANGE	
	BUDGET 2022-2023	ACTUAL 2022-2023	BUDGET 2023-2024	AMOUNT	PERCENT
UNRESTRICTED GENERAL FUND	\$ 168,634,807	\$ 165,304,058	\$ 191,756,995	\$ 26,452,937	16%
RESTRICTED GENERAL FUND	\$ 108,085,746	\$ 74,134,288	\$ 93,824,068	\$ 19,689,780	27%
ASSOCIATED STUDENT BODY FUND	\$ 1,266,244	\$ 1,065,031	\$ 1,244,662	\$ 179,631	17%
CAPITAL PROJECTS FUND	\$ 62,594,633	\$ 6,387,403	\$ 57,440,867	\$ 51,053,464	799%
CHILD AND ADULT DEVELOPMENT FUND	\$ 2,615,061	\$ 2,524,340	\$ 3,428,392	\$ 904,052	36%
CONTRACT/COMMUNITY EDUCATION FUND	\$ 1,477,422	\$ 63,175	\$ 1,612,821	\$ 1,549,646	2453%
EQUITY AWARD FUND	\$ 4,998,500	\$ 223,664	\$ 4,931,182	\$ 4,707,518	2105%
EVENT AND FILMING SERVICES FUND	\$ 1,998,279	\$ 1,829,735	\$ 2,513,339	\$ 683,604	37%
GENERAL OBLIGATION BOND FUND 2008 MEASURE E	\$ 128,040,160	\$ 0	\$ 136,971,135	\$ 136,971,135	na
GENERAL OBLIGATION BOND FUND 2016 MEASURE LB	\$ 609,395,361	\$ 15,150,160	\$ 598,640,497	\$ 583,490,337	3851%
RETIREE HEALTH FUND	\$ 3,889,191	\$ 2,369,875	\$ 2,627,020	\$ 257,145	11%
SELF INSURANCE FUND	\$ 1,698,601	\$ 1,475,557	\$ 1,948,073	\$ 472,516	32%
STUDENT FINANCIAL AID FUND	\$ 62,974,619	\$ 60,709,675	\$ 70,938,120	\$ 10,228,445	17%
STUDENT REPRESENTATION FUND	\$ 74,591	\$ 39,326	\$ 70,200	\$ 30,874	79%
<b>TOTAL EXPENDITURES &amp; OTHER OUTGO</b>	<b>\$ 1,157,743,215</b>	<b>\$ 331,276,287</b>	<b>\$ 1,167,947,371</b>	<b>\$ 836,671,084</b>	<b>253%</b>

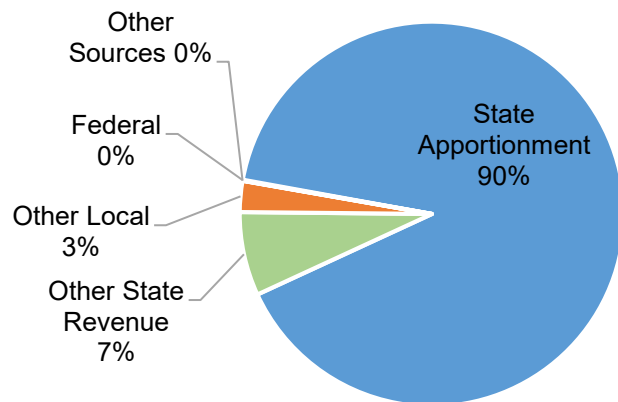
**Long Beach Community College District  
2023-2024 Adopted Budget**

**Unrestricted General Fund**

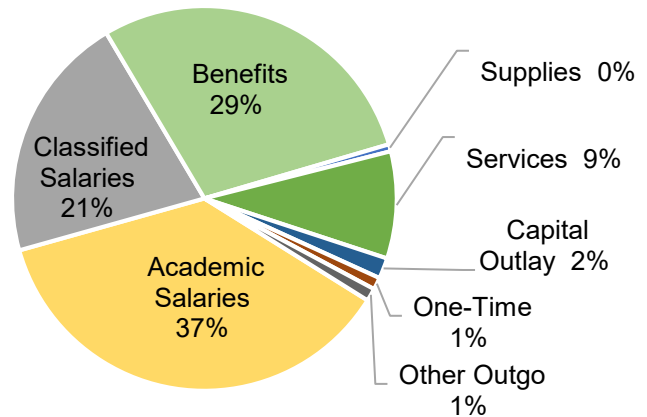
The Unrestricted General Fund is used for the operating expenses of the District. The primary revenue source for the Unrestricted General Fund budget is apportionment revenue. It is a combination of student enrollment fees, local property taxes and state apportionment revenue. Under the previous funding formula, apportionment was based mainly on full-time equivalent students (FTES). The Student Centered Funding Formula (SCFF) began in 2018-19 and allocates funding based on a combination of FTES (70% statewide), low-income students served (20%) and student success metrics (10%).

The pie charts below present a graphic picture of the Unrestricted General Fund budgeted revenues and expenditures broken out by the major account groups. As noted above, state apportionment includes state and local revenue components.

Adopted Budget 2023-24  
Revenue by Major Object Groups



Adopted Budget 2023-24  
Expenditures by Major Object Groups





**Long Beach Community College District  
2023-2024 Adopted Budget  
Unrestricted General Fund**

	ADOPTED BUDGET 2022-2023	UNAUDITED ACTUAL 2022-2023	ADOPTED BUDGET 2023-2024	CHANGE AMOUNT	PERCENT
<b>BEGINNING BALANCE</b>	\$ 61,780,082	\$ 61,780,082	\$ 72,084,967	\$ 10,304,885	17%
<b>REVENUE</b>					
Federal Revenue	\$ 140,000	\$ 182,728	\$ 140,000	\$ (42,728)	-23%
State Principal Apportionment					
State General Apportionment	\$ 82,251,465	\$ 96,870,187	\$ 88,707,706	\$ (8,162,481)	-8%
Education Protection Account	30,597,498	9,922,576	34,471,667	24,549,091	247%
Property Taxes	39,893,460	42,753,747	41,779,030	(974,717)	-2%
Enrollment Fee Revenue @ 98%	6,314,805	6,500,709	6,500,709	0	0%
Sub Total	\$ 159,057,228	\$ 156,047,219	\$ 171,459,112	\$ 15,411,893	10%
Prior Year Adjustment					
Prior Year Recalculation	\$ 0	\$ 529,494	\$ 0	\$ (529,494)	-100%
Prior Year Adjustment for Education Protection Account	0	(96,205)	0	96,205	100%
FON Obligation Penalty	0	(667,490)	0	667,490	100%
Sub Total Prior Year Adjustment	0	(234,201)	0	234,201	-100%
Total State Principal Apportionment	\$ 159,057,228	\$ 155,813,018	\$ 171,459,112	\$ 15,646,094	10%
Other State Revenue					
California College Promise Administration	\$ 311,807	\$ 311,807	\$ 274,756	\$ (37,051)	-12%
Full Time Faculty Hiring	2,936,064	2,936,064	2,936,064	0	0%
Mandated Cost Reimbursement	604,489	648,243	701,603	53,360	8%
Other State Income	0	35,602	0	(35,602)	-100%
Part-time Faculty Compensation	454,890	469,065	462,909	(6,156)	-1%
State Lottery	3,426,010	4,460,406	3,557,700	(902,706)	-20%
STRS On-Behalf Payments	4,920,791	5,437,956	5,437,956	0	0%
Total Other State Revenue	\$ 12,654,051	\$ 14,299,143	\$ 13,370,988	\$ (928,155)	-6%

**Long Beach Community College District  
2023-2024 Adopted Budget  
Unrestricted General Fund**

	<b>ADOPTED BUDGET 2022-2023</b>	<b>UNAUDITED ACTUAL 2022-2023</b>	<b>ADOPTED BUDGET 2023-2024</b>	<b>CHANGE AMOUNT</b>	<b>PERCENT</b>
Local Revenue					
From LBCC Auxiliary	\$ 128,955	\$ 83,180	\$ 135,403	\$ 52,223	63%
Enrollment Fee Revenue @ 2%	128,874	132,668	132,668	0	0%
International Student Fees	350,000	534,157	552,000	17,843	3%
Nonresident Tuition Fees	1,400,000	2,019,368	2,087,000	67,632	3%
Materials Fees	51,075	55,187	66,285	11,098	20%
Summer Recreation Program	100,000	105,061	0	(105,061)	-100%
Other Local Revenue	211,000	2,330,051	1,971,500	(358,551)	-15%
Total Local Revenue	<u>\$ 2,369,904</u>	<u>\$ 5,259,672</u>	<u>\$ 4,944,856</u>	<u>\$ (314,816)</u>	<u>-6%</u>
<b>TOTAL REVENUE</b>	<b><u>\$ 174,221,183</u></b>	<b><u>\$ 175,554,561</u></b>	<b><u>\$ 189,914,956</u></b>	<b><u>\$ 14,360,395</u></b>	<b><u>8%</u></b>
<b>OTHER FINANCING SOURCES</b>					
Sale of Surplus Equipment	\$ 0	\$ 45,063	\$ 30,000	\$ (15,063)	-33%
INTERFUND TRANSFERS IN					
From Student Financial Aid Fund	\$ 0	\$ 9,319	\$ 0	\$ (9,319)	-100%
<b>TOTAL OTHER FINANCING SOURCES</b>	<b><u>\$ 0</u></b>	<b><u>\$ 54,382</u></b>	<b><u>\$ 30,000</u></b>	<b><u>\$ (24,382)</u></b>	<b><u>-45%</u></b>
<b>TOTAL REVENUE AND OTHER FINANCING SOURCES</b>	<b>\$ 174,221,183</b>	<b>\$ 175,608,943</b>	<b>\$ 189,944,956</b>	<b>\$ 14,336,013</b>	<b>8%</b>

**Long Beach Community College District  
2023-2024 Adopted Budget  
Unrestricted General Fund**

	<u>ADOPTED BUDGET 2022-2023</u>	<u>UNAUDITED ACTUAL 2022-2023</u>	<u>ADOPTED BUDGET 2023-2024</u>	<u>CHANGE AMOUNT</u>	<u>PERCENT</u>
<b>EXPENDITURES</b>					
<b>ACADEMIC SALARIES</b>					
Academic Instructional Salaries	\$ 30,549,637	\$ 29,898,978	\$ 33,247,035	\$ 3,348,057	11%
Academic Administrator Salaries	5,775,170	5,611,017	6,288,081	677,064	12%
Department Head/Coordinator Salaries	3,715,285	3,638,074	4,124,803	486,729	13%
Full Time Counselor Salaries	2,723,575	2,687,595	2,801,867	114,272	4%
Full Time Librarian Salaries	632,402	660,793	730,303	69,510	11%
Academic Hourly Instructional Salaries	18,417,977	18,337,720	19,703,955	1,366,235	7%
Academic Hourly Non-Instructional Salaries	1,757,456	1,521,607	3,051,841	1,530,234	101%
Librarian Hourly Salaries	515,537	438,790	583,537	144,747	33%
<b>TOTAL ACADEMIC SALARIES</b>	<b>\$ 64,087,039</b>	<b>\$ 62,794,574</b>	<b>\$ 70,531,422</b>	<b>\$ 7,736,848</b>	<b>12%</b>
<b>CLASSIFIED SALARIES</b>					
Classified Non-Instructional Salaries	\$ 20,171,156	\$ 17,892,565	\$ 22,405,625	\$ 4,513,060	25%
Classified Manager/Supervisor Salaries	7,879,287	6,968,584	9,072,167	2,103,583	30%
Confidential Salaries	1,884,248	1,654,093	2,076,242	422,149	26%
Classified Instructional Salaries	3,631,617	3,201,247	3,900,937	699,690	22%
Classified Hourly Non-Instructional Salaries	983,055	1,919,181	1,438,552	(480,629)	-25%
Classified Hourly Instructional Salaries	1,077,377	468,044	1,078,716	610,672	130%
<b>TOTAL CLASSIFIED SALARIES</b>	<b>\$ 35,626,740</b>	<b>\$ 32,103,714</b>	<b>\$ 39,972,239</b>	<b>\$ 7,868,525</b>	<b>25%</b>
<b>BENEFITS</b>					
Benefits	\$ 49,800,004	\$ 47,036,570	\$ 54,587,084	\$ 7,550,514	16%
Early Retirement Incentives	1,579,571	1,579,571	897,547	(682,024)	-43%
<b>TOTAL BENEFITS</b>	<b>\$ 51,379,575</b>	<b>\$ 48,616,141</b>	<b>\$ 55,484,631</b>	<b>\$ 6,868,490</b>	<b>14%</b>

**Long Beach Community College District  
2023-2024 Adopted Budget  
Unrestricted General Fund**

	<b>ADOPTED BUDGET 2022-2023</b>	<b>UNAUDITED ACTUAL 2022-2023</b>	<b>ADOPTED BUDGET 2023-2024</b>	<b>CHANGE AMOUNT</b>	<b>PERCENT</b>
<b>SUPPLIES AND MATERIALS</b>					
Commencement Expenses	\$ 18,208	\$ 11,124	\$ 18,208	\$ 7,084	64%
Instructional Supplies	0	694	0	(694)	-100%
Instructional Supplies Lost/Damage Calculators	360	0	360	360	na
Instructional Supplies (Contract/Community Education Profit Share)	1,052	0	1,052	1,052	na
Instructional Material Fees	42,973	33,677	47,331	13,654	41%
Fuel	65,075	90,480	76,392	(14,088)	-16%
Hospitality	92,714	128,281	142,611	14,330	11%
Other Supplies	544,479	693,013	851,391	158,378	23%
<b>TOTAL SUPPLIES AND MATERIALS</b>	<b>\$ 764,861</b>	<b>\$ 957,269</b>	<b>\$ 1,137,345</b>	<b>\$ 180,076</b>	<b>19%</b>
<b>CONTRACT SERVICES AND OPERATING EXPENSES</b>					
Professional Services	\$ 5,202,684	\$ 4,844,183	\$ 6,760,502	\$ 1,916,319	40%
Travel and Conferences	370,033	218,750	438,513	219,763	100%
Air Quality Management District Site Fees	35,000	65,290	35,000	(30,290)	-46%
Staff Development	36,289	14,591	45,389	30,798	211%
Dues and Memberships	224,406	215,856	244,170	28,314	13%
Utilities	3,659,603	4,427,244	4,705,603	278,359	6%
Rents, Building Repair, Maintenance and Equipment Repair	1,132,070	1,201,266	1,409,593	208,327	17%
Environmental Health Fees	930	3,417	930	(2,487)	-73%
Audit	125,000	105,431	125,000	19,569	19%
Election	450,000	370,321	0	(370,321)	-100%
Legal Services	663,576	546,904	617,213	70,309	13%
Fingerprinting	7,070	5,000	8,035	3,035	61%
Postage	105,207	96,892	104,937	8,045	8%
Credit Card Fees	285,150	163,635	256,800	93,165	57%
Online Software Licensing	1,906,269	1,696,991	2,312,940	615,949	36%
Other Services and Expenses	1,684,274	379,687	2,117,158	1,737,471	458%
Indirect Costs	(5,305,432)	(3,569,552)	(1,904,313)	1,665,239	47%
<b>TOTAL CONTRACT SERVICES AND OPERATING EXPENSES</b>	<b>\$ 10,582,129</b>	<b>\$ 10,785,906</b>	<b>\$ 17,277,470</b>	<b>\$ 6,491,564</b>	<b>60%</b>

**Long Beach Community College District  
2023-2024 Adopted Budget  
Unrestricted General Fund**

	<b>ADOPTED BUDGET 2022-2023</b>	<b>UNAUDITED ACTUAL 2022-2023</b>	<b>ADOPTED BUDGET 2023-2024</b>	<b>CHANGE AMOUNT</b>	<b>PERCENT</b>
<b>CAPITAL OUTLAY</b>					
Site Improvements	\$ 0	\$ 0	\$ 36,911	\$ 36,911	na
Construction and Additions	351,200	5,318	1,326,107	1,320,789	24836%
Library Books	34,095	16,688	93,501	76,813	460%
Equipment	1,427,558	3,577,249	1,520,195	(2,057,054)	-58%
Lease/Purchase	358,746	353,922	362,082	8,160	2%
<b>TOTAL CAPITAL OUTLAY</b>	<b>\$ 2,171,599</b>	<b>\$ 3,953,177</b>	<b>\$ 3,338,796</b>	<b>\$ (614,381)</b>	<b>-16%</b>
<b>ONE-TIME EXPENDITURES FOR MANDATED COSTS AND BUSINESS PROCESS REVIEWS</b>					
Academic Hourly Non-Instructional Salaries	\$ 9,284	\$ 0	\$ 9,359	\$ 9,359	na
Classified Manager/Supervisor Salaries	25,105	23,909	27,168	3,259	14%
Classified Hourly Non-Instructional Salaries	43,909	10,155	33,754	23,599	232%
Benefits	21,649	14,608	21,510	6,902	47%
Hospitality	8,945	1,476	3,831	2,355	160%
Other Supplies	908	4,399	1,008	(3,391)	-77%
Professional Services	880,871	72,355	757,056	684,701	946%
Travel and Conferences	4,443	0	4,443	4,443	na
Rents, Building Repair, Maintenance and Equipment Repair	231,617	0	231,617	231,617	na
Fingerprinting	862	0	862	862	na
Online Software Licensing	479,177	53,028	417,854	364,826	688%
Other Services and Expenses	5,133	0	1,573	1,573	na
Equipment	479,961	82,347	444,057	361,710	439%
<b>TOTAL ONE-TIME EXPENDITURES</b>	<b>\$ 2,191,864</b>	<b>\$ 262,277</b>	<b>\$ 1,954,092</b>	<b>\$ 1,691,815</b>	<b>645%</b>
<b>TOTAL EXPENDITURES</b>	<b>\$ 166,803,807</b>	<b>\$ 159,473,058</b>	<b>\$ 189,695,995</b>	<b>\$ 30,222,937</b>	<b>19%</b>

**Long Beach Community College District  
2023-2024 Adopted Budget  
Unrestricted General Fund**

	<u>ADOPTED BUDGET 2022-2023</u>	<u>UNAUDITED ACTUAL 2022-2023</u>	<u>ADOPTED BUDGET 2023-2024</u>	<u>CHANGE AMOUNT</u>	<u>PERCENT</u>
<b>OTHER OUTGO</b>					
Payments to Students	\$ 0	\$ 0	\$ 125,000	\$ 125,000	na
<b>INTERFUND TRANSFERS OUT</b>					
To Capital Projects Fund - One Time Fund for Infrastructure Upgrades	0	4,000,000	0	(4,000,000)	-100%
To Child and Adult Development Fund	\$ 150,000	\$ 150,000	\$ 150,000	\$ 0	0%
To Restricted General Fund (Student Health Services)	495,000	495,000	600,000	105,000	21%
To Self Insurance Fund	1,186,000	1,186,000	1,186,000	0	0%
<b>TOTAL OTHER OUTGO</b>	<u>\$ 1,831,000</u>	<u>\$ 5,831,000</u>	<u>\$ 2,061,000</u>	<u>\$ (3,770,000)</u>	<u>-65%</u>
<b>TOTAL EXPENDITURES &amp; OTHER OUTGO</b>	<b>\$ 168,634,807</b>	<b>\$ 165,304,058</b>	<b>\$ 191,756,995</b>	<b>\$ 26,452,937</b>	<b>16%</b>
<b>OPERATING SURPLUS/(DEFICIT)</b>	<b>\$ 5,586,376</b>	<b>\$ 10,304,885</b>	<b>\$ (1,812,039)</b>	<b>\$ (12,116,924)</b>	<b>-118%</b>
Plus Beginning Balance	61,780,082	61,780,082	72,084,967	10,304,885	17%
<b>ENDING BALANCE</b>	<u>\$ 67,366,458</u>	<u>\$ 72,084,967</u>	<u>\$ 70,272,928</u>	<u>\$ (1,812,039)</u>	<u>-3%</u>
<b>FUND BALANCE CLASSIFICATIONS</b>					
<b>Unassigned Reserves</b>					
Board Mandated Reserve	\$ 28,111,422	\$ 27,556,186	\$ 31,965,891	\$ 4,409,705	16%
Economic Uncertainties	35,750,450	40,612,485	34,390,741	(6,221,744)	-15%
<b>Assigned Reserves</b>					
Reserve for One-time Funds and Business Process Reviews	153,237	128,732	128,732	0	0%
Vacation and Loadbanking Reserve	3,351,349	3,787,564	3,787,564	0	0%
<b>TOTAL FUND BALANCE</b>	<u>\$ 67,366,458</u>	<u>\$ 72,084,967</u>	<u>\$ 70,272,928</u>	<u>\$ (1,812,039)</u>	<u>-3%</u>

**Long Beach Community College District  
2023-2024 Adopted Budget**

**Restricted General Fund**

The Restricted General Fund contains budgets for the federal and state categorical programs, grants, as well as local grants and programs including student health and parking programs. The use of revenues for these programs is restricted by outside donors to specific purposes. For example, student health fee revenues can only be used to support programs to improve students' health. Similarly, restricted lottery revenue can only be used to purchase instructional materials. Note that additional flexibility for restricted lottery spending has been granted in the wake of the COVID-19 crisis to further assist students.

**Revenue**

Revenues are broken down by funding source: federal, state and local. In some cases, the funding agency requires local matching funds. For example, the State requires a 4:1 local match for the Deaf/Hard-of-Hearing Grant. These matching funds are provided by the Unrestricted General Fund. Generally, grant revenues equal expenditures since most grant funds are not considered earned until appropriate grant expenses have been made. Major new grants in recent years include COVID-19 relief aid, which consists of state and federal COVID block grants, and the three waves of Federal funding – Higher Education Emergency Relief Funds (HEERF I, II and III); Title V DESTINO grant, Strong Workforce Program, Adult Education Regional Consortium, Small Business Development Center (SBDC), COVID Relief Block Grant and the California College Promise Program.

**Indirect Costs**

Many of the grant/categorical programs allow the college to use some (typically 4%) of the restricted dollars to pay for indirect (overhead) costs incurred to operate the grant/categorical programs. HEERF grants allow for indirect costs with certain restrictions. The District's maximum allowed indirect rate is 27.20%.

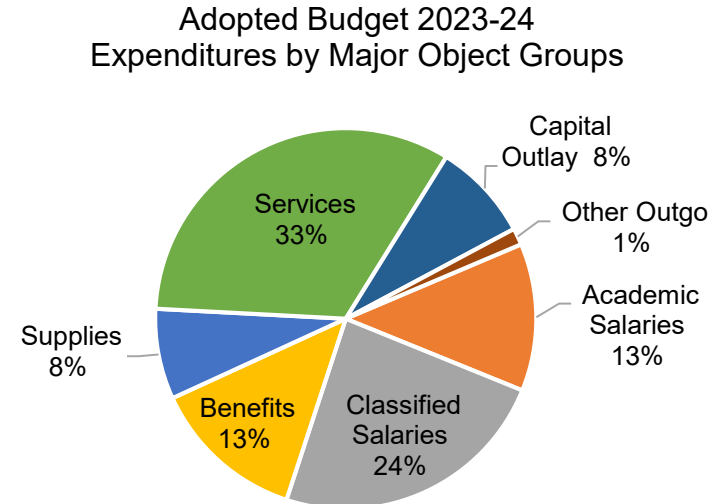
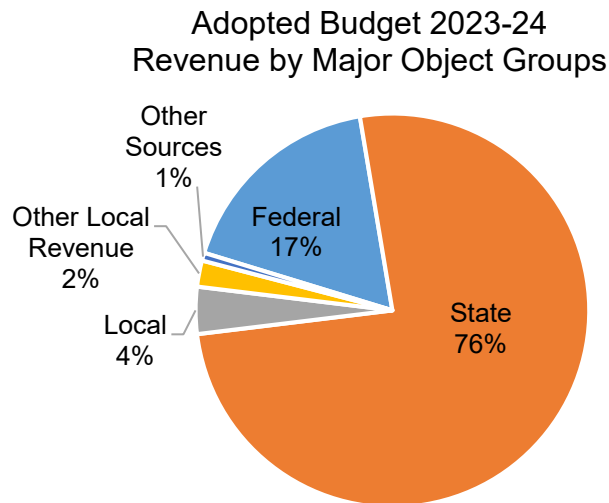
Long Beach Community College District  
2023-2024 Adopted Budget

Restricted General Fund

Parking and Student Health Programs

For informational purposes, the Restricted Parking Program Budget and the Student Health Center Budget are presented in detail following the full Restricted General Fund.

The pie charts below present a graphic picture of the Restricted General Fund budgeted revenues and expenditures broken out by the major account groups.





**Long Beach Community College District  
2023-2024 Adopted Budget  
Restricted General Fund**

	ADOPTED	UNAUDITED	ADOPTED	CHANGE	
	BUDGET	ACTUAL	BUDGET	AMOUNT	PERCENT
	2022-2023	2022-2023	2023-2024		
<b>BEGINNING BALANCE</b>	\$ 5,009,214	\$ 5,009,214	\$ 4,906,207	\$ (103,007)	-2%
<b>REVENUE</b>					
Federal Revenue					
Community Advancing Student Achievement (CASA)	\$ 0	\$ 175,891	\$ 600,000	\$ 424,109	241%
Connecting Minority Communities (STAR)	0	974,060	1,479,001	504,941	52%
Federal Work Study	830,370	926,062	1,033,834	107,772	12%
Foster & Kinship Care	86,944	86,944	86,944	0	0%
Gang Involved Youth Grant	330,000	88,410	150,463	62,053	70%
Los Angeles County American Rescue Plan Program	0	1,889,116	0	(1,889,116)	-100%
Temporary Assistance for Needy Families (TANF)	108,182	117,265	117,265	0	0%
Title V DESTINO Program	600,000	286,664	600,000	313,336	109%
Title IV Upward Bound	561,175	313,736	618,134	304,398	97%
Trio-Student Support Services	287,834	281,975	283,297	1,322	0%
United Way Emergency Food and Shelter Program	117,888	65,577	0	(65,577)	-100%
Veterans Business Outreach Center	0	12,791	0	(12,791)	-100%
Veterans Chapter 33 Veterans Affairs	250,000	131,695	250,000	118,305	90%
Veteran Rapid Retraining Assistance (VRRAP)	20,903	43,362	60,497	17,135	40%
College Advancement and Economic Development					
Small Business Development Center Network	0	843,127	0	(843,127)	-100%
Strengthening Community Colleges Training Program	419,937	222,474	422,089	199,615	90%
VTEA, Perkins Title I-C	980,610	1,171,352	1,113,088	(58,264)	-5%
<b>Total Federal Revenue</b>	\$ 4,593,843	\$ 7,630,501	\$ 6,814,612	\$ (815,889)	-11%

**Long Beach Community College District  
2023-2024 Adopted Budget  
Restricted General Fund**

	ADOPTED BUDGET 2022-2023	UNAUDITED ACTUAL 2022-2023	ADOPTED BUDGET 2023-2024	CHANGE	
				AMOUNT	PERCENT
State Restricted Revenue					
Adult Education	\$ 1,355,836	\$ 0	\$ 1,467,286	\$ 1,467,286	na
African American Male Education Network & Development A2MEND	0	0	13,040	13,040	na
Asian American Native Hawaiian Pacific Islander Student Achievement Program	0	0	150,697	150,697	na
Basic Needs Centers and Staffing Support Program	663,821	102,420	766,068	663,648	648%
Block Grant Instructional Equipment & Library Materials	7,283,088	0	49,660	49,660	na
California Apprentice Initiative - Automotive Service Technician	0	0	120,000	120,000	na
California Apprentice Initiative - Software Application Developer	0	0	1,490,696	1,490,696	na
California Apprentice Initiative - Marketing Specialist	0	0	1,456,378	1,456,378	na
California College Promise	1,300,239	1,070,595	1,070,595	0	0%
CalWORKs	665,701	727,530	758,952	31,422	4%
Cooperating Agencies Foster Youth Education Support (NextUp)	346,698	356,220	490,588	134,368	38%
Cooperative Agencies Resource for Education (CARE)	193,206	201,280	325,463	124,183	62%
COVID-19 Recovery Block Grant	12,428,000	0	0	0	na
Culturally Responsive Pedagogy & Innovative Best Practices Grants	0	0	262,331	262,331	na
Dream Resource Liaisons	104,546	82,880	144,456	61,576	74%
Disabled Students Programs & Services	1,944,140	2,131,916	2,290,840	158,924	7%
Deaf and Hard of Hearing (DHH)	465,615	431,040	409,488	(21,552)	-5%
DPSS CalWORKs Supplemental	121,791	121,791	121,791	0	0%
Employment Training Panel, Incumbent Workers	0	0	428,455	428,455	na
Equal Employment Opportunity	138,888	111,290	138,888	27,598	25%
Equal Employment Opportunity Best Practices Onboarding	0	0	296,429	296,429	na
Equitable Placement, Support and Completion	0	0	1,466,338	1,466,338	na
Extended Opportunity Programs & Services (EOPS)	1,543,447	1,655,626	2,061,643	406,017	25%
Financial Aid Technology Program	62,676	23,064	66,070	43,006	186%
Foster & Kinship Care	170,405	170,405	170,405	0	0%
Guided Pathways	228,109	222,221	673,206	450,985	203%
Homeless and Housing Insecurity Pilot Program	700,000	294,790	700,000	405,210	137%

**Long Beach Community College District  
2023-2024 Adopted Budget  
Restricted General Fund**

	ADOPTED	UNAUDITED	ADOPTED	CHANGE	
	BUDGET	ACTUAL	BUDGET	AMOUNT	PERCENT
	2022-2023	2022-2023	2023-2024		
Learning-Aligned Employment Program	\$ 0	\$ 3,640	\$ 0	\$ (3,640)	-100%
Learning-Aligned Employment Program Administrative Cost Allowance	0	8,707	0	(8,707)	-100%
Library Services Platform	40,597	25,220	40,597	15,377	61%
Los Angeles County American Rescue Plan Program	0	320,119	0	(320,119)	-100%
Mathematics, Engineering, Science Achievement (MESA)	0	0	1,650,137	1,650,137	na
Mental Health Services	479,479	0	455,405	455,405	na
Nursing Education Program	90,581	37,053	193,295	156,242	422%
Restricted Lottery	1,350,251	1,521,727	1,447,200	(74,527)	-5%
Rising Scholars Network	154,000	96,561	154,000	57,439	59%
Statewide Technology and Data Security Assessment	0	21,200	0	(21,200)	-100%
Strong Workforce Program Local	1,495,287	459,317	1,694,356	1,235,039	269%
Strong Workforce Regional Funding	0	691	0	(691)	-100%
STRS On-Behalf Payments	405,121	545,997	545,997	0	0%
Student Equity and Achievement Program	6,671,495	4,051,206	6,347,184	2,295,978	57%
Student Equity and Achievement Program - Basic Skills	765,977	578,228	765,977	187,749	32%
Student Financial Aid Administration Allowance	1,094,884	969,430	1,096,622	127,192	13%
Student Food and Housing Support	421,688	0	0	0	na
Student Retention and Enrollment Outreach	1,221,363	325,529	644,594	319,065	98%
Veteran Resource Center	166,171	0	188,963	188,963	na
Zero Textbook Cost-Planning	0	19,900	0	(19,900)	-100%
College Advancement and Economic Development					
Office of Small Business Advocate (GO-BIZ) Capital Infusion Grant	0	546,599	0	(546,599)	-100%
Office of Small Business Advocate (GO-BIZ) Technical Assistance Expansion	0	1,495,605	0	(1,495,605)	-100%
Regional Equity & Recovery Partnerships	0	0	193,999	193,999	na
Small Business Development Center - CA International Trade Center	0	0	675,000	675,000	na
<b>Total State Restricted Revenue</b>	<b>\$ 44,073,100</b>	<b>\$ 18,729,797</b>	<b>\$ 33,483,089</b>	<b>\$ 14,753,292</b>	<b>79%</b>

**Long Beach Community College District  
2023-2024 Adopted Budget  
Restricted General Fund**

	<b>ADOPTED BUDGET 2022-2023</b>	<b>UNAUDITED ACTUAL 2022-2023</b>	<b>ADOPTED BUDGET 2023-2024</b>	<b>CHANGE AMOUNT</b>	<b>PERCENT</b>
<b>Local Revenue</b>					
Anthem Blue Cross Wellness Program	\$ 25,000	\$ 0	\$ 25,000	\$ 25,000	na
Apostle Family Foundation Program	130,000	0	130,000	130,000	na
Burton Book Fund	6,000	0	0	0	na
Child Development Consortium	20,000	27,301	20,700	(6,601)	-24%
City of LB Youth Programming Mini-Grant	2,000	1,964	0	(1,964)	-100%
College to Career (C2C)	651,054	582,232	756,418	174,186	30%
College Promise Tours	0	11,916	0	(11,916)	-100%
Excelencia in Education	0	0	50,000	50,000	na
Los Angeles County American Rescue Plan Program	0	375,792	0	(375,792)	-100%
Pacific Gateway Workforce Innovation Network	0	34,570	47,500	12,930	37%
Pritzker-Guardian Scholars	0	16,334	0	(16,334)	-100%
Puente	1,500	827	10,000	9,173	1109%
Public Education & Government - City of Long Beach	97,116	0	0	0	na
Racial Equity for Adult Credentials for Higher Education	25,000	5,800	0	(5,800)	-100%
Strategic Enrollment Management	30,000	4,523	0	(4,523)	-100%
Youth Empowerment Success Strategies - Independent Living Program	0	0	22,500	22,500	na
<b>College Advancement and Economic Development</b>					
10,000 Small Business Program	\$ 0	\$ 79,859	\$ 0	\$ (79,859)	-100%
OneTen College Pilot Network	0	6,544	0	(6,544)	-100%
The Guidance Center	0	16,023	0	(16,023)	-100%
<b>Total Local Revenue</b>	<b>\$ 987,670</b>	<b>\$ 1,163,685</b>	<b>\$ 1,062,118</b>	<b>\$ (101,567)</b>	<b>-9%</b>
<b>Other Local Revenue</b>					
Parking Permits and Meters	\$ 850,000	\$ 644,204	\$ 800,000	\$ 155,796	24%
Student Health Fees	1,200,500	1,160,490	1,200,500	40,010	3%
<b>Total Other Local Revenue</b>	<b>\$ 2,050,500</b>	<b>\$ 1,804,694</b>	<b>\$ 2,000,500</b>	<b>\$ 195,806</b>	<b>11%</b>

**Long Beach Community College District  
2023-2024 Adopted Budget  
Restricted General Fund**

	<u>ADOPTED BUDGET 2022-2023</u>	<u>UNAUDITED ACTUAL 2022-2023</u>	<u>ADOPTED BUDGET 2023-2024</u>	<u>CHANGE AMOUNT</u>	<u>PERCENT</u>
<b>Prior Year Carryover</b>					
Federal Revenue					
American Rescue Plan Institutional HEERF III	\$ 16,578,288	\$ 15,330,997	\$ 1,174,441	\$ (14,156,556)	-92%
American Rescue Plan Minority Serving HEERF III	2,952,960	2,952,960	0	(2,952,960)	-100%
Connecting Minority Communities (STAR)	0	0	546,917	546,917	na
Coronavirus Aid, Relief, and Economic Security Act (CARES) Minority Serving	308,792	308,792	0	(308,792)	-100%
Coronavirus Response and Relief Supplemental Appropriations Act HEERF II	3,604,877	3,604,877	0	(3,604,877)	-100%
Coronavirus Response and Relief Supplemental Appropriations Act Minority					
Serving HEERF II	1,323,248	1,323,248	0	(1,323,248)	-100%
Community Advancing Student Achievement (CASA)	0	0	424,109	424,109	na
Federal Work Study	6,560	0	0	0	na
Gang Involved Youth Grant	291,819	221,561	298,672	77,111	35%
Los Angeles County American Rescue Plan Program	0	0	1,586,884	1,586,884	na
Title V DESTINO Program	417,035	333,090	397,281	64,191	19%
Title IV Upward Bound	81,231	161,048	126,117	(34,931)	-22%
United Way Emergency Food and Shelter Program	0	0	52,311	52,311	na
Veterans Business Outreach Center	0	0	362,209	362,209	na
Veterans Chapter 33 Certifications	32,975	0	41,727	41,727	na
College Advancement and Economic Development					
SBA SBDC COVID 2020 (CARES ACT) Program	\$ 460,892	\$ 460,892	\$ 0	\$ (460,892)	-100%
SBA's Community Navigator Pilot Program	247,961	18,715	0	(18,715)	-100%
Small Business Development Center Network	4,472,083	3,898,862	4,136,284	237,422	6%
Strengthening Community Colleges Training Program	259,154	0	456,617	456,617	na
Total Federal Revenue	\$ 31,037,875	\$ 28,615,042	\$ 9,603,569	\$ (19,011,473)	-66%

**Long Beach Community College District  
2023-2024 Adopted Budget  
Restricted General Fund**

	ADOPTED	UNAUDITED	ADOPTED	CHANGE	
	BUDGET	ACTUAL	BUDGET	AMOUNT	PERCENT
	2022-2023	2022-2023	2023-2024		
State Revenue					
Adult Education	\$ 1,868,141	\$ 1,121,192	\$ 2,102,785	\$ 981,593	88%
African American Male Education Network & Development A2MEND	0	0	13,040	13,040	na
Basic Needs Centers and Staffing Support Program	320,137	319,275	461,401	142,126	45%
Block Grant Instructional Equipment & Library Materials	4,776,041	1,507,674	6,219,549	4,711,875	313%
California College Promise	987,455	1,001,305	961,564	(39,741)	-4%
CalFresh Outreach	16,628	10,987	5,641	(5,346)	-49%
CalWORKs	112,019	112,019	71,367	(40,652)	-36%
Campus Safety and Sexual Assault	6,000	6,000	0	(6,000)	-100%
Cooperating Agencies Foster Youth Education Support (NextUp)	143,873	109,803	266,213	156,410	142%
Cooperative Agencies Resource for Education (CARE)	0	0	142,813	142,813	na
COVID-19 Recovery Block Grant	0	0	9,527,308	9,527,308	na
Culturally Competent Faculty	50,435	48,312	2,123	(46,189)	-96%
Dream Resource Liaisons	97,836	97,836	35,274	(62,562)	-64%
Disabled Students Programs & Services	0	0	279,495	279,495	na
Extended Opportunity Programs & Services (EOPS)	173,174	173,174	550,990	377,816	218%
Equal Employment Opportunity	92,972	92,972	27,598	(65,374)	-70%
Equal Employment Opportunity Best Practices	205,333	0	205,333	205,333	na
Financial Aid Technology Program	72,115	72,115	39,612	(32,503)	-45%
Foster & Kinship Care	6,712	6,712	0	(6,712)	-100%
Guided Pathways	0	0	5,888	5,888	na
Homeless and Housing Insecurity Pilot Program	861,521	857,610	544,722	(312,888)	-36%
Learning-Aligned Employment Program	0	0	718,694	718,694	na
Learning-Aligned Employment Program Administrative Cost Allowance	0	0	41,293	41,293	na
LGBTQ + Students	133,894	16,181	117,713	101,532	627%
Library Services Platform	20,865	20,865	19,355	(1,510)	-7%
Los Angeles County American Rescue Plan Program	0	0	119,881	119,881	na
Microsoft A5 Security Suite Implementation	0	0	100,040	100,040	na
Nursing Education Program	40,109	40,109	53,528	13,419	33%

**Long Beach Community College District  
2023-2024 Adopted Budget  
Restricted General Fund**

	ADOPTED	UNAUDITED	ADOPTED	CHANGE	
	BUDGET	ACTUAL	BUDGET	AMOUNT	PERCENT
	2022-2023	2022-2023	2023-2024		
Mental Health Services	\$ 331,708	\$ 134,893	\$ 676,294	\$ 541,401	401%
Resource Family Assistance Program	73,365	2,097	83,667	81,570	3890%
Restricted Lottery	2,781,793	0	3,499,752	3,499,752	na
Rising Scholars Network	0	0	57,439	57,439	na
Statewide Technology and Data Security Assessment	0	0	28,800	28,800	na
Statewide Technology and Data Security Implementation	0	0	300,000	300,000	na
Strong Workforce Program Local	1,413,983	1,413,983	1,235,037	(178,946)	-13%
Strong Workforce Regional Funding	1,050,819	826,924	1,139,327	312,403	38%
Student Equity and Achievement Program	2,474,625	2,505,225	2,448,726	(56,499)	-2%
Student Financial Aid Administration Allowance	57,377	57,377	125,454	68,077	119%
Student Food and Housing Support	404,286	142,032	583,941	441,909	311%
Student Retention and Enrollment Outreach	679,055	679,055	1,414,876	735,821	108%
Umoja Supplemental	0	14,792	0	(14,792)	-100%
Veteran Resource Center	372,744	277,554	269,800	(7,754)	-3%
Vision for Success Professional Development Classified	80,438	5,782	74,656	68,874	1191%
Zero Textbook Cost-Implementation	0	0	180,000	180,000	na
Zero Textbook Cost-Planning	0	0	100	100	na
College Advancement and Economic Development					
Industry Driven Regional Collaboratives Truck Driving	\$ 41,042	\$ 0	\$ 41,042	\$ 41,042	na
Office of Small Business Advocate (GO-BIZ) Capital Infusion Grant	443,239	443,239	323,701	(119,538)	-27%
Office of Small Business Advocate (GO-BIZ) Technical Assistance Expansion	1,053,033	1,053,033	1,254,395	201,362	19%
Port of Long Beach Electric Vehicle Blueprint Project	0	0	35,000	35,000	na
Port of Long Beach Microgrid Program	27,438	12,438	0	(12,438)	-100%
Small Business Development Center - CA International Trade Center	675,000	57,171	617,829	560,658	981%
<b>Total State Revenue</b>	<b>\$ 21,945,205</b>	<b>\$ 13,239,736</b>	<b>\$ 37,023,056</b>	<b>\$ 23,783,320</b>	<b>180%</b>

**Long Beach Community College District  
2023-2024 Adopted Budget  
Restricted General Fund**

	ADOPTED	UNAUDITED	ADOPTED	CHANGE	
	BUDGET	ACTUAL	BUDGET	AMOUNT	PERCENT
	2022-2023	2022-2023	2023-2024		
Local Revenue					
Anthem Blue Cross Wellness Program	\$ 90,587	\$ 10,517	\$ 105,070	\$ 94,553	899%
Apostle Family Foundation Program	213,118	88,122	254,996	166,874	189%
City of LB Youth Programming Mini-Grant	0	0	36	36	na
College Promise Tours	4,328	4,328	13,084	8,756	202%
Los Angeles County American Rescue Plan Program	0	0	108,209	108,209	na
Los Angeles Scholars Investment Fund	0	0	100,000	100,000	na
Lumina Million Dollar Community College Challenge	0	0	100,000	100,000	na
Pritzker-Guardian Scholars	9,108	9,108	10,665	1,557	17%
Public Education & Government - City of Long Beach	224,709	104,180	211,557	107,377	103%
Puente	3,175	3,175	35,673	32,498	1024%
Racial Equity for Adult Credentials for Higher Education	0	0	19,200	19,200	na
Strategic Enrollment Management	0	0	25,477	25,477	na
Upward Bound - Harvard Subaward	0	12,000	0	(12,000)	-100%
College Advancement and Economic Development					
10,000 Small Business Program	\$ 1,393,139	\$ 1,444,455	\$ 1,486,149	\$ 41,694	3%
Maritime Center of Excellence	100,071	100,070	0	(100,070)	-100%
OneTen College Pilot Network	0	0	7,456	7,456	na
Port of Long Beach Electric Vehicle Blueprint Project	0	0	34,442	34,442	na
SBDC -LEAD Center Match Mitsubishi Union Financial Group Union Bank	119,483	119,483	0	(119,483)	-100%
The Guidance Center	0	0	20,802	20,802	na
Total Local Revenue	\$ 2,157,718	\$ 1,895,438	\$ 2,532,816	\$ 637,378	34%
Total Prior Year Carryover	\$ 55,140,798	\$ 43,750,216	\$ 49,159,441	\$ 5,409,225	12%
<b>TOTAL REVENUE</b>	<b>\$ 106,845,911</b>	<b>\$ 73,078,893</b>	<b>\$ 92,519,760</b>	<b>\$ 19,440,867</b>	<b>27%</b>



**Long Beach Community College District  
2023-2024 Adopted Budget  
Restricted General Fund**

	<u>ADOPTED BUDGET 2022-2023</u>	<u>UNAUDITED ACTUAL 2022-2023</u>	<u>ADOPTED BUDGET 2023-2024</u>	<u>CHANGE AMOUNT</u>	<u>PERCENT</u>
<b>OTHER FINANCING SOURCES</b>					
INTERFUND AND INTRAFUND TRANSFERS IN					
From Restricted General Fund - HEERF for Lost Revenue	\$ 250,000	\$ 457,388	\$ 0	\$ (457,388)	-100%
From Unrestricted General Fund	495,000	495,000	600,000	105,000	21%
<b>TOTAL OTHER FINANCING SOURCES</b>	<b>\$ 745,000</b>	<b>\$ 952,388</b>	<b>\$ 600,000</b>	<b>\$ (352,388)</b>	<b>-37%</b>
<b>TOTAL REVENUE AND OTHER FINANCING SOURCES</b>	<b>\$ 107,590,911</b>	<b>\$ 74,031,281</b>	<b>\$ 93,119,760</b>	<b>\$ 19,088,479</b>	<b>26%</b>
<b>EXPENDITURES</b>					
ACADEMIC SALARIES					
Academic Administrator Salaries	\$ 1,159,250	\$ 1,056,055	\$ 1,960,011	\$ 903,956	86%
Department Head/Coordinator Salaries	611,189	597,200	717,111	119,911	20%
Full Time Counselor Salaries	1,442,063	1,168,097	1,450,220	282,123	24%
Academic Hourly Instructional Salaries	107,645	59,015	107,645	48,630	82%
Academic Hourly Non-Instructional Salaries	4,811,735	4,155,783	7,518,757	3,362,974	81%
<b>TOTAL ACADEMIC SALARIES</b>	<b>\$ 8,131,882</b>	<b>\$ 7,036,150</b>	<b>\$ 11,753,744</b>	<b>\$ 4,717,594</b>	<b>67%</b>
CLASSIFIED SALARIES					
Classified Non-Instructional Salaries	\$ 7,750,856	\$ 6,241,768	\$ 10,650,730	\$ 4,408,962	71%
Classified Manager/Supervisor Salaries	3,130,916	2,489,279	2,934,800	445,521	18%
Confidential Salaries	91,082	189,079	0	(189,079)	-100%
Classified Instructional Salaries	64,055	44,345	125,119	80,774	182%
Classified Hourly Non-Instructional Salaries	5,407,993	5,181,882	7,864,435	2,682,553	52%
Classified Hourly Instructional Salaries	847,056	1,206,019	847,517	(358,502)	-30%
<b>TOTAL CLASSIFIED SALARIES</b>	<b>\$ 17,291,958</b>	<b>\$ 15,352,372</b>	<b>\$ 22,422,601</b>	<b>\$ 7,070,229</b>	<b>46%</b>
<b>BENEFITS</b>	<b>\$ 9,478,312</b>	<b>\$ 8,261,467</b>	<b>\$ 12,310,094</b>	<b>\$ 4,048,627</b>	<b>49%</b>

**Long Beach Community College District  
2023-2024 Adopted Budget  
Restricted General Fund**

	ADOPTED	UNAUDITED	ADOPTED	CHANGE	
	BUDGET	ACTUAL	BUDGET	AMOUNT	PERCENT
	2022-2023	2022-2023	2023-2024		
<b>SUPPLIES AND MATERIALS</b>					
Commencement Expenses	\$ 3,968	\$ 3,968	\$ 0	\$ (3,968)	-100%
Instructional Supplies	4,109,744	1,508,308	4,831,661	3,323,353	220%
Fuel	7,410	3,149	5,200	2,051	65%
Hospitality	335,507	299,530	725,663	426,133	142%
Other Supplies	1,394,685	1,577,277	1,643,654	66,377	4%
<b>TOTAL SUPPLIES AND MATERIALS</b>	<b>\$ 5,851,314</b>	<b>\$ 3,392,232</b>	<b>\$ 7,206,178</b>	<b>\$ 3,813,946</b>	<b>112%</b>
<b>CONTRACT SERVICES AND OPERATING EXPENSES</b>					
Professional Services	\$ 11,827,934	\$ 13,754,451	\$ 20,836,088	\$ 7,081,637	51%
Travel and Conferences	487,618	267,943	858,598	590,655	220%
Staff Development	46,900	48,881	46,000	(2,881)	-6%
Dues and Memberships	51,884	44,265	41,215	(3,050)	-7%
Insurance	100,250	97,667	100,493	2,826	3%
Utilities	218,250	296,253	136,054	(160,199)	-54%
Rents, Building Repair, Maintenance and Equipment Repair	504,383	444,366	351,746	(92,620)	-21%
Audit	13,000	0	0	0	na
Fingerprinting	25,432	4,885	32,312	27,427	561%
Postage	110,621	46,657	108,402	61,745	132%
Online Software Licensing	1,694,043	1,470,512	1,538,541	68,029	5%
Credit Card Fees	20,000	28,129	20,000	(8,129)	-29%
Indirect Costs	5,333,083	3,606,526	1,935,916	(1,670,610)	-46%
Other Services and Expenses	21,634,604	191,649	4,970,598	4,778,949	2494%
<b>TOTAL CONTRACT SERVICES AND OPERATING EXPENSES</b>	<b>\$ 42,068,002</b>	<b>\$ 20,302,184</b>	<b>\$ 30,975,963</b>	<b>\$ 10,673,779</b>	<b>53%</b>

**Long Beach Community College District  
2023-2024 Adopted Budget  
Restricted General Fund**

	ADOPTED	UNAUDITED	ADOPTED	CHANGE	
	BUDGET 2022-2023	ACTUAL 2022-2023	BUDGET 2023-2024	AMOUNT	PERCENT
<b>CAPITAL OUTLAY</b>					
Site Improvements	\$ 0	\$ 32,285	\$ 0	\$ (32,285)	-100%
Building Fixtures	3,233,258	4,767,705	24,874	(4,742,831)	-99%
Library Books	121,457	131,458	172,076	40,618	31%
Equipment	17,704,914	10,359,723	7,628,066	(2,731,657)	-26%
Lease Purchase	0	0	3,000	3,000	na
<b>TOTAL CAPITAL OUTLAY</b>	<b>\$ 21,059,629</b>	<b>\$ 15,291,171</b>	<b>\$ 7,828,016</b>	<b>\$ (7,463,155)</b>	<b>-49%</b>
<b>TOTAL EXPENDITURES</b>	<b>\$ 103,881,097</b>	<b>\$ 69,635,576</b>	<b>\$ 92,496,596</b>	<b>\$ 22,861,020</b>	<b>33%</b>
<b>OTHER OUTGO</b>					
Payments to Students	\$ 3,954,649	\$ 4,041,324	\$ 1,327,472	\$ (2,713,852)	-67%
<b>INTERFUND TRANSFERS OUT</b>					
To Parking Program	250,000	457,388	0	(457,388)	-100%
<b>TOTAL OTHER OUTGO</b>	<b>\$ 4,204,649</b>	<b>\$ 4,498,712</b>	<b>\$ 1,327,472</b>	<b>\$ (3,171,240)</b>	<b>-70%</b>
<b>TOTAL EXPENDITURES &amp; OTHER OUTGO</b>	<b>\$ 108,085,746</b>	<b>\$ 74,134,288</b>	<b>\$ 93,824,068</b>	<b>\$ 19,689,780</b>	<b>27%</b>
<b>OPERATING SURPLUS/(DEFICIT)</b>	<b>\$ (494,835)</b>	<b>\$ (103,007)</b>	<b>\$ (704,308)</b>	<b>\$ (601,301)</b>	<b>-584%</b>
Plus Beginning Balance	5,009,214	5,009,214	4,906,207	(103,007)	-2%
<b>ENDING BALANCE</b>	<b>\$ 4,514,379</b>	<b>\$ 4,906,207</b>	<b>\$ 4,201,899</b>	<b>\$ (704,308)</b>	<b>-14%</b>
<b>FUND BALANCE CLASSIFICATIONS</b>					
Restricted Reserves					
Reserve for Parking Program	\$ 4,511,834	\$ 4,797,889	\$ 4,170,012	\$ (627,877)	-13%
Reserve for Student Health Fees	2,545	108,318	31,887	(76,431)	-71%
<b>TOTAL FUND BALANCE</b>	<b>\$ 4,514,379</b>	<b>\$ 4,906,207</b>	<b>\$ 4,201,899</b>	<b>\$ (704,308)</b>	<b>-14%</b>

**Long Beach Community College District  
2023-2024 Adopted Budget  
Restricted Parking Program**

	ADOPTED BUDGET 2022-2023	UNAUDITED ACTUAL 2022-2023	ADOPTED BUDGET 2023-2024	CHANGE AMOUNT	PERCENT
<b>BEGINNING BALANCE</b>	\$ 4,934,296	\$ 4,934,296	\$ 4,797,889	\$ (136,407)	-3%
<b>REVENUE</b>					
Other Local Revenue					
Parking Permits and Meters	\$ 850,000	\$ 644,204	\$ 800,000	\$ 155,796	24%
<b>TOTAL REVENUE</b>	<b>\$ 850,000</b>	<b>\$ 644,204</b>	<b>\$ 800,000</b>	<b>\$ 155,796</b>	<b>24%</b>
<b>OTHER FINANCING SOURCES</b>					
INTRAFUND TRANSFERS IN					
From Restricted General Fund - HEERF for Lost Revenue	\$ 250,000	\$ 457,388	\$ 0	\$ (457,388)	-100%
<b>TOTAL REVENUE AND OTHER FINANCING SOURCES</b>	<b>\$ 1,100,000</b>	<b>\$ 1,101,592</b>	<b>\$ 800,000</b>	<b>\$ (301,592)</b>	<b>-27%</b>
<b>EXPENDITURES</b>					
CLASSIFIED SALARIES					
Classified Non-Instructional Salaries	\$ 129,802	\$ 129,610	\$ 140,753	\$ 11,143	9%
Classified Manager/Supervisor Salaries	14,345	17,059	16,301	(758)	-4%
Classified Hourly Non-Instructional Salaries	74,500	62,157	89,500	27,343	44%
<b>TOTAL CLASSIFIED SALARIES</b>	<b>\$ 218,647</b>	<b>\$ 208,826</b>	<b>\$ 246,554</b>	<b>\$ 37,728</b>	<b>18%</b>
BENEFITS	\$ 89,662	\$ 89,593	\$ 98,691	\$ 9,098	10%
SUPPLIES AND MATERIALS					
Fuel	\$ 3,000	\$ 1,503	\$ 3,000	\$ 1,497	100%
Other Supplies	75,000	22,156	75,000	52,844	239%
<b>TOTAL SUPPLIES AND MATERIALS</b>	<b>\$ 78,000</b>	<b>\$ 23,659</b>	<b>\$ 78,000</b>	<b>\$ 54,341</b>	<b>230%</b>

**Long Beach Community College District  
2023-2024 Adopted Budget  
Restricted Parking Program**

	<b>ADOPTED BUDGET 2022-2023</b>	<b>UNAUDITED ACTUAL 2022-2023</b>	<b>ADOPTED BUDGET 2023-2024</b>	<b>CHANGE AMOUNT</b>	<b>PERCENT</b>
<b>CONTRACT SERVICES AND OPERATING EXPENSES</b>					
Professional Services	\$ 270,203	\$ 186,937	\$ 300,000	\$ 113,063	60%
Utilities	15,000	17,058	15,000	(2,058)	-12%
Rents, Building Repair, Maintenance and Equipment Repair	408,000	358,022	264,000	(94,022)	-26%
Fingerprinting	300	0	0	0	na
Postage	5,000	2,935	5,000	2,065	70%
Credit Card Fees	20,000	28,129	20,000	(8,129)	-29%
On Line Serv-Sftwr Licensing	1,300	1,300	1,300	0	0%
Other Services and Expenses	85,000	54,294	85,000	30,706	57%
Indirect Costs	322,350	264,730	305,332	40,602	15%
<b>TOTAL CONTRACT SERVICES AND OPERATING EXPENSES</b>	<b>\$ 1,127,153</b>	<b>\$ 913,405</b>	<b>\$ 995,632</b>	<b>\$ 82,227</b>	<b>9%</b>
<b>CAPITAL OUTLAY</b>					
Building Fixtures	\$ 2,000	\$ 0	\$ 2,000	\$ 2,000	na
Equipment	7,000	2,516	7,000	4,484	178%
<b>TOTAL CAPITAL OUTLAY</b>	<b>\$ 9,000</b>	<b>\$ 2,516</b>	<b>\$ 9,000</b>	<b>\$ 6,484</b>	<b>258%</b>
<b>TOTAL EXPENDITURES</b>	<b>\$ 1,522,462</b>	<b>\$ 1,237,999</b>	<b>\$ 1,427,877</b>	<b>\$ 189,878</b>	<b>15%</b>
<b>OPERATING SURPLUS/(DEFICIT)</b>	<b>\$ (422,462)</b>	<b>\$ (136,407)</b>	<b>\$ (627,877)</b>	<b>\$ (491,470)</b>	<b>-360%</b>
Plus Beginning Balance	4,934,296	4,934,296	4,797,889	(136,407)	-3%
<b>ENDING BALANCE</b>	<b>\$ 4,511,834</b>	<b>\$ 4,797,889</b>	<b>\$ 4,170,012</b>	<b>\$ (627,877)</b>	<b>-13%</b>

**Long Beach Community College District  
2023-2024 Adopted Budget  
Student Health Centers**

	ADOPTED BUDGET 2022-2023	UNAUDITED ACTUAL 2022-2023	ADOPTED BUDGET 2023-2024	CHANGE	
				AMOUNT	PERCENT
<b>BEGINNING BALANCE</b>	\$ 74,918	\$ 74,918	\$ 108,318	\$ 33,400	45%
<b>REVENUE</b>					
Other Local Revenue					
Student Health Fees	\$ 1,200,500	\$ 1,160,490	\$ 1,200,500	\$ 40,010	3%
<b>TOTAL REVENUE</b>	<u>\$ 1,200,500</u>	<u>\$ 1,160,490</u>	<u>\$ 1,200,500</u>	<u>\$ 40,010</u>	<u>3%</u>
<b>OTHER FINANCING SOURCES</b>					
INTERFUND TRANSFERS IN					
From Unrestricted General Fund	\$ 495,000	\$ 495,000	\$ 600,000	\$ 105,000	21%
<b>TOTAL REVENUE AND OTHER FINANCING SOURCES</b>	<u>\$ 1,695,500</u>	<u>\$ 1,655,490</u>	<u>\$ 1,800,500</u>	<u>\$ 145,010</u>	<u>9%</u>
<b>EXPENDITURES</b>					
CLASSIFIED SALARIES					
Classified Non-Instructional Salaries	\$ 822,893	\$ 776,712	\$ 882,093	\$ 105,381	14%
Classified Manager/Supervisor Salaries	70,936	43,343	76,767	33,424	77%
Classified Hourly Non-Instructional Salaries	18,000	29,105	18,000	(11,105)	-38%
<b>TOTAL CLASSIFIED SALARIES</b>	<u>\$ 911,829</u>	<u>\$ 849,160</u>	<u>\$ 976,860</u>	<u>\$ 127,700</u>	<u>15%</u>
BENEFITS	\$ 502,704	\$ 462,723	\$ 539,122	\$ 76,399	17%
SUPPLIES AND MATERIALS					
Hospitality	\$ 1,000	\$ 158	\$ 1,000	\$ 842	533%
Other Supplies	46,000	39,359	46,000	6,641	17%
<b>TOTAL SUPPLIES AND MATERIALS</b>	<u>\$ 47,000</u>	<u>\$ 39,517</u>	<u>\$ 47,000</u>	<u>\$ 7,483</u>	<u>19%</u>

**Long Beach Community College District  
2023-2024 Adopted Budget  
Student Health Centers**

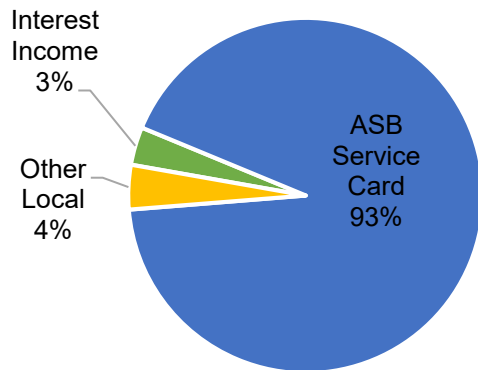
	<b>ADOPTED BUDGET 2022-2023</b>	<b>UNAUDITED ACTUAL 2022-2023</b>	<b>ADOPTED BUDGET 2023-2024</b>	<b>CHANGE AMOUNT</b>	<b>PERCENT</b>
<b>CONTRACT SERVICES AND OPERATING EXPENSES</b>					
Professional Services	\$ 30,000	\$ 34,222	\$ 30,000	\$ (4,222)	-12%
Travel and Conferences	10,000	0	10,000	10,000	na
Staff Development	2,000	1,105	2,000	895	81%
Dues and Memberships	5,000	1,047	5,000	3,953	378%
Insurance	100,000	97,529	100,000	2,471	3%
Online Software Licensing	30,000	20,238	30,000	9,762	48%
Indirect Costs	123,340	113,169	130,949	17,780	16%
<b>TOTAL CONTRACT SERVICES AND OPERATING EXPENSES</b>	<b>\$ 300,340</b>	<b>\$ 267,310</b>	<b>\$ 307,949</b>	<b>\$ 40,639</b>	<b>15%</b>
<b>CAPITAL OUTLAY</b>					
Equipment	\$ 6,000	\$ 3,380	\$ 6,000	\$ 2,620	78%
<b>TOTAL EXPENDITURES</b>	<b>\$ 1,767,873</b>	<b>\$ 1,622,090</b>	<b>\$ 1,876,931</b>	<b>\$ 254,841</b>	<b>16%</b>
<b>OPERATING SURPLUS/(DEFICIT)</b>	<b>\$ (72,373)</b>	<b>\$ 33,400</b>	<b>\$ (76,431)</b>	<b>\$ (109,831)</b>	<b>-329%</b>
Plus Beginning Balance	74,918	74,918	108,318	33,400	45%
<b>ENDING BALANCE</b>	<b>\$ 2,545</b>	<b>\$ 108,318</b>	<b>\$ 31,887</b>	<b>\$ (76,431)</b>	<b>-71%</b>

Long Beach Community College District  
2023-2024 Adopted Budget

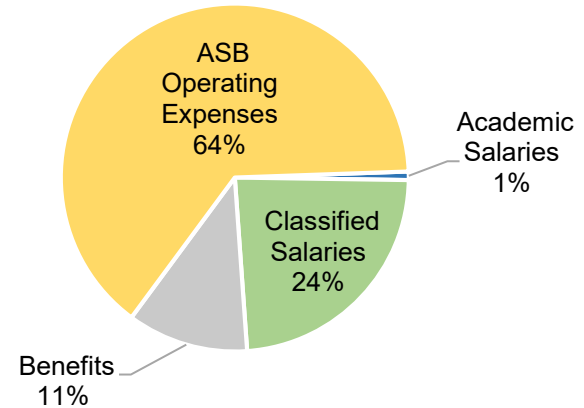
Associated Student Body Fund

The Associated Student Body Fund is used to account for moneys held in trust by the district for organized student body associations established pursuant to EC §76060. The fund is supported by a student fee and fundraising revenue. The fund also includes student clubs, which are accounted for in liability trust accounts.

Adopted Budget 2023-24  
Revenue by Major Object Groups



Adopted Budget 2023-24  
Expenditures by Major Object Groups





**Long Beach Community College District  
2023-2024 Adopted Budget  
Associated Student Body Fund**

	ADOPTED	UNAUDITED	ADOPTED	CHANGE	
	BUDGET 2022-2023	ACTUAL 2022-2023	BUDGET 2023-2024	AMOUNT	PERCENT
<b>BEGINNING BALANCE</b>	\$ 3,144,261	\$ 3,144,261	\$ 2,951,275	\$ (192,986)	-6%
<b>REVENUE</b>					
Local Revenue					
College Services Card Fee	\$ 750,000	\$ 740,190	\$ 800,000	\$ 59,810	8%
Other Local Income	35,000	78,026	35,000	(43,026)	-55%
Interest & Investment Income	11,000	53,829	30,000	(23,829)	-44%
<b>TOTAL REVENUE</b>	<b>\$ 796,000</b>	<b>\$ 872,045</b>	<b>\$ 865,000</b>	<b>\$ (7,045)</b>	<b>-1%</b>
<b>EXPENDITURES</b>					
<b>ACADEMIC SALARIES</b>					
Academic Hourly Non-Instructional Salaries	\$ 10,260	\$ 3,375	\$ 9,805	\$ 6,430	191%
<b>CLASSIFIED SALARIES</b>					
Classified Non-Instructional Salaries	\$ 224,200	\$ 169,248	\$ 232,722	\$ 63,474	38%
Classified Hourly Non-Instructional Salaries	55,404	96,690	48,068	(48,622)	-50%
Classified Hourly Instructional Salaries	13,200	368	13,393	13,025	3539%
<b>TOTAL CLASSIFIED SALARIES</b>	<b>\$ 292,804</b>	<b>\$ 266,306</b>	<b>\$ 294,183</b>	<b>\$ 27,877</b>	<b>10%</b>
<b>BENEFITS</b>	\$ 136,350	\$ 107,129	\$ 140,150	\$ 33,021	31%

**Long Beach Community College District  
2023-2024 Adopted Budget  
Associated Student Body Fund**

	<b>ADOPTED BUDGET 2022-2023</b>	<b>UNAUDITED ACTUAL 2022-2023</b>	<b>ADOPTED BUDGET 2023-2024</b>	<b>CHANGE</b>	
				<b>AMOUNT</b>	<b>PERCENT</b>
CONTRACT SERVICES AND OPERATING EXPENSES					
Other Services and Expenses	\$ 826,830	\$ 688,221	\$ 800,524	\$ 112,303	16%
<b>TOTAL EXPENDITURES</b>	<b>\$ 1,266,244</b>	<b>\$ 1,065,031</b>	<b>\$ 1,244,662</b>	<b>\$ 179,631</b>	<b>17%</b>
<b>OPERATING SURPLUS/(DEFICIT)</b>	<b>\$ (470,244)</b>	<b>\$ (192,986)</b>	<b>\$ (379,662)</b>	<b>\$ (186,676)</b>	<b>-97%</b>
Plus Beginning Balance	3,144,261	3,144,261	2,951,275	(192,986)	-6%
<b>ENDING BALANCE</b>	<b>\$ 2,674,017</b>	<b>\$ 2,951,275</b>	<b>\$ 2,571,613</b>	<b>\$ (379,662)</b>	<b>-13%</b>
<b>FUND BALANCE CLASSIFICATIONS</b>					
Restricted Reserve	\$ 2,674,017	\$ 2,951,275	\$ 2,571,613	\$ (379,662)	-13%

**Long Beach Community College District  
2023-2024 Adopted Budget**

**Capital Projects Fund**

**Revenue**

Primary revenue sources for the Capital Projects Fund are state capital project funds, scheduled maintenance block grant, interfund transfers, interest earnings, redevelopment fee revenue, international student capital outlay fees, nonresident capital outlay fees, and rental income. The District's Los Coyotes property was sold in August 2021, which ends a stream of rental income. The \$14.5 million in proceeds from the sale is budgeted for future capital projects and deferred maintenance.

Redevelopment fee revenue received under AB1290 must be split between property tax revenue and capital revenue. 47.5% of AB1290 revenue is unrestricted, but must be reported as property taxes and applied against the District's apportionment revenue in the Unrestricted General Fund. The remaining 52.5% of AB1290 revenue is restricted, and must be used "for educational facilities," including furnishings, fixtures, and equipment normally associated with such facilities. Accordingly, it is recorded as revenue in the Capital Projects Fund. The Governor eliminated the state's Redevelopment Agencies (RDAs) as of February 1, 2012. Successor Agencies have been established to wind down the activities of the RDAs. Now current and future pass-through payments come to school districts through the Auditor-Controller.

Education Code Section 76141 allows districts to charge nonresident and international students a capital outlay fee. Revenue from the capital outlay fees can be expended only for purposes of capital outlay, maintenance, and equipment. Therefore, the capital outlay fees collected from nonresident and international student fees are recorded in the Capital Projects Fund.

In November 2016, voters approved Proposition 51 to authorize the sale of state construction bonds. The State Budget includes funding for ongoing construction projects including our Building MM, the Construction Trades Phase 2 project at PCC and the Buildings G and H Music/Theater Complex at LAC. Funding from State Capital Outlay funds are included in the 2023-24 budget for work on those projects.

Long Beach Community College District  
2023-2024 Adopted Budget

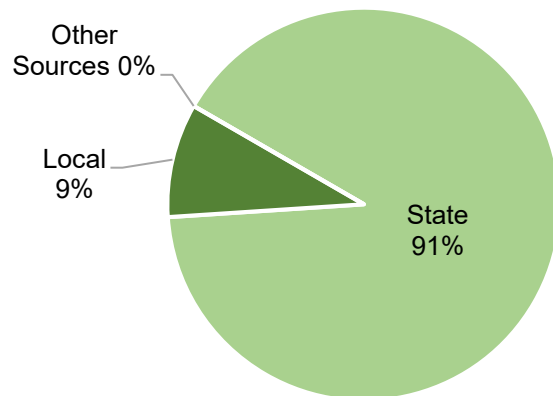
Capital Projects Fund

**Reserves**

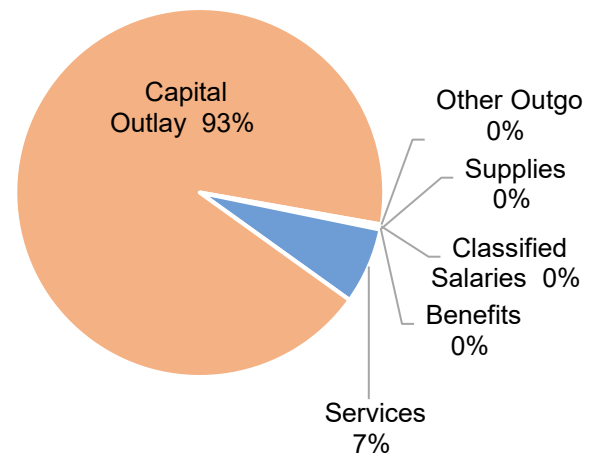
A \$5.0 million reserve established by the Board in 1986 is included in the Capital Projects Fund. The source of the reserve is the sale of excess property at LAC in 1987-88 and at PCC in 1988-89.

The pie charts below present a graphic picture of the Capital Projects Fund budgeted revenues and expenditures broken out by the major account groups.

Adopted Budget 2023-24  
Revenue by Major Object Groups



Adopted Budget 2023-24  
Expenditures by Major Object Groups



**Long Beach Community College District  
2023-2024 Adopted Budget  
Capital Projects Fund**

	ADOPTED	UNAUDITED	ADOPTED	CHANGE	
	BUDGET	ACTUAL	BUDGET	AMOUNT	PERCENT
	2022-2023	2022-2023	2023-2024		
<b>BEGINNING BALANCE</b>	<u>\$ 37,052,986</u>	<u>\$ 37,052,986</u>	<u>\$ 42,642,241</u>	<u>\$ 5,589,255</u>	<u>15%</u>
<b>REVENUE</b>					
State Revenue					
Construction Trades Phase 2 Pacific Coast Campus	\$ 15,023,792	\$ 1,925,886	\$ 13,097,906	\$ 11,172,020	580%
Music/Theatre Complex (Bldg G & H)	20,609,000	0	20,609,000	20,609,000	na
Scheduled Maintenance - Block Grant	7,283,087	2,951,181	49,659	(2,901,522)	-98%
Student Housing Planning	120,000	1,540	118,460	116,920	7592%
Total State Revenue	<u>\$ 43,035,879</u>	<u>\$ 4,878,607</u>	<u>\$ 33,875,025</u>	<u>\$ 28,996,418</u>	<u>594%</u>
Local Revenue					
Interest	\$ 400,000	\$ 1,186,685	\$ 838,000	\$ (348,685)	-29%
Redevelopment Revenue	1,200,000	1,580,592	1,200,000	(380,592)	-24%
International Student Fees	50,000	67,746	59,000	(8,746)	-13%
Nonresident Tuition Fees	200,000	263,028	277,000	13,972	5%
Port of Long Beach Child Development Center Solar Canopy System LAC	415,398	0	415,398	415,398	na
Port of Long Beach Child Development Center Solar Canopy System PCC	625,398	0	625,398	625,398	na
Port of Long Beach Child Development Center Solar Water Heater LAC	30,000	0	30,000	30,000	na
Port of Long Beach Child Development Center Solar Water Heater PCC	60,000	0	60,000	60,000	na
Total Local Revenue	<u>\$ 2,980,796</u>	<u>\$ 3,098,051</u>	<u>\$ 3,504,796</u>	<u>\$ 406,745</u>	<u>13%</u>
<b>OTHER FINANCING SOURCES</b>					
INTERFUND TRANSFERS IN					
From Unrestricted General Fund - One Time Fund for Infrastructure Upgrades	\$ 0	\$ 4,000,000	\$ 0	\$ (4,000,000)	-100%
<b>TOTAL REVENUE</b>	<u>\$ 46,016,675</u>	<u>\$ 11,976,658</u>	<u>\$ 37,379,821</u>	<u>\$ 25,403,163</u>	<u>212%</u>

**Long Beach Community College District  
2023-2024 Adopted Budget  
Capital Projects Fund**

	<u>ADOPTED BUDGET 2022-2023</u>	<u>UNAUDITED ACTUAL 2022-2023</u>	<u>ADOPTED BUDGET 2023-2024</u>	<u>CHANGE AMOUNT</u>	<u>PERCENT</u>
<b>EXPENDITURES</b>					
<b>CLASSIFIED SALARIES</b>					
Classified Manager/Supervisor Salaries	\$ 73,038	\$ 69,910	\$ 79,042	\$ 9,132	13%
Classified Hourly Non-Instructional Salaries	89,500	0	89,500	89,500	na
<b>TOTAL CLASSIFIED SALARIES</b>	<b>\$ 162,538</b>	<b>\$ 69,910</b>	<b>\$ 168,542</b>	<b>\$ 98,632</b>	<b>141%</b>
<b>BENEFITS</b>	<b>\$ 51,641</b>	<b>\$ 39,150</b>	<b>\$ 55,004</b>	<b>\$ 15,854</b>	<b>40%</b>
<b>SUPPLIES AND MATERIALS</b>					
Other Supplies	\$ 28,495	\$ 47,364	\$ 30,000	\$ (17,364)	-37%
<b>CONTRACT SERVICES AND OPERATING EXPENSES</b>					
Professional Services	\$ 1,747,180	\$ 221,823	\$ 1,771,470	\$ 1,549,647	699%
Insurance	0	105,552	0	(105,552)	-100%
Building Repair, Maintenance and Equipment Repair	756,464	1,105,431	1,353,551	248,120	22%
Legal Services	35,706	0	35,706	35,706	na
Online Software Licensing - Fusion	35,000	73,824	670,813	596,989	809%
Other Services	12,000	0	12,000	12,000	na
<b>TOTAL CONTRACT SERVICES AND OPERATING EXPENSES</b>	<b>\$ 2,586,350</b>	<b>\$ 1,506,630</b>	<b>\$ 3,843,540</b>	<b>\$ 2,336,910</b>	<b>155%</b>
<b>CAPITAL OUTLAY</b>					
Site Improvement	\$ 230,000	\$ 43,506	\$ 230,000	\$ 186,494	429%
Construction and Additions	55,684,826	3,914,323	49,525,343	45,611,020	1165%
Architect Fees	1,322,792	183,417	1,239,631	1,056,214	576%
Engineering Fees	46,000	0	46,000	46,000	na
Inspection Fees	1,296,000	72,172	983,324	911,152	1262%
Building Fixtures	230,000	69,329	230,000	160,671	232%
Equipment	955,991	441,602	1,089,483	647,881	147%
<b>TOTAL CAPITAL OUTLAY</b>	<b>\$ 59,765,609</b>	<b>\$ 4,724,349</b>	<b>\$ 53,343,781</b>	<b>\$ 48,619,432</b>	<b>1029%</b>
<b>TOTAL EXPENDITURES</b>	<b>\$ 62,594,633</b>	<b>\$ 6,387,403</b>	<b>\$ 57,440,867</b>	<b>\$ 51,053,464</b>	<b>799%</b>

**Long Beach Community College District  
2023-2024 Adopted Budget  
Capital Projects Fund**

	ADOPTED	UNAUDITED	ADOPTED	CHANGE	
	BUDGET	ACTUAL	BUDGET	AMOUNT	PERCENT
	2022-2023	2022-2023	2023-2024		
<b>OPERATING SURPLUS/(DEFICIT)</b>	<b>\$ (16,577,958)</b>	<b>\$ 5,589,255</b>	<b>\$ (20,061,046)</b>	<b>\$ (25,650,301)</b>	<b>-459%</b>
Plus Beginning Balance	37,052,986	37,052,986	42,642,241	5,589,255	15%
<b>ENDING BALANCE</b>	<b>\$ 20,475,028</b>	<b>\$ 42,642,241</b>	<b>\$ 22,581,195</b>	<b>\$ (20,061,046)</b>	<b>-47%</b>
<b>FUND BALANCE CLASSIFICATIONS</b>					
Restricted Reserves					
Sale of Excess Property	\$ 5,000,000	\$ 5,000,000	\$ 5,000,000	\$ 0	0%
Reserve for Block Grant	0	6,896,094	0	(6,896,094)	-100%
Reserve for International Student Fees Project	504,252	560,042	469,042	(91,000)	-16%
Reserve for Nonresident Tuition Project	1,199,077	1,283,841	1,410,841	127,000	10%
Reserve for Redevelopment Project	4,742,623	5,402,097	5,047,551	(354,546)	-7%
Reserve for Student Housing Planning	0	118,460	0	(118,460)	-100%
Committed Reserves					
Committed for Los Coyotes Project	1,979,061	13,046,400	1,979,061	(11,067,339)	-85%
Committed for Energy Rebate Program	19,709	125,709	19,709	(106,000)	-84%
Committed for Infrastructure Upgrades	0	2,150,682	0	(2,150,682)	-100%
Committed for Mandated Cost Projects	0	360,386	0	(360,386)	-100%
Committed for other future projects	7,030,306	7,698,530	8,654,991	956,461	12%
<b>TOTAL FUND BALANCE</b>	<b>\$ 20,475,028</b>	<b>\$ 42,642,241</b>	<b>\$ 22,581,195</b>	<b>\$ (20,061,046)</b>	<b>-47%</b>

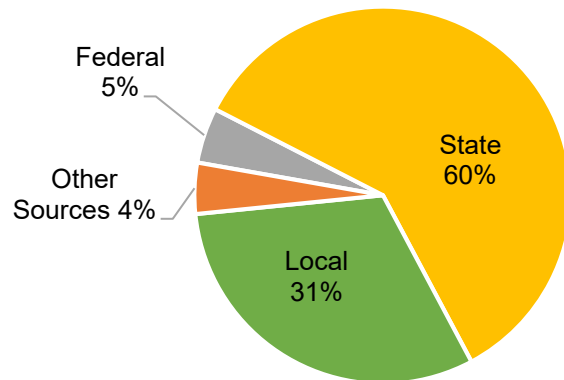
Long Beach Community College District  
2023-2024 Adopted Budget

Child and Adult Development Fund

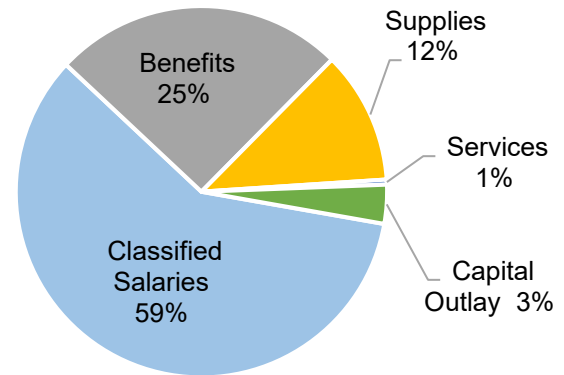
The purpose of the Child and Adult Development Fund is to assist student parents to attend college through the provision of quality childcare and to train workers for the child care industry. The fund is supported by State funds, parent fees, interest earnings, and interfund transfers from the Unrestricted General Fund. The fund also received HEERF funds as reimbursement for lost revenue in fiscal year 2020-21 due to the COVID-19 pandemic.

The pie charts below present a graphic picture of the Child and Adult Development Fund budgeted revenues and expenditures broken out by the major account groups.

Adopted Budget 2023-24  
Revenue by Major Object Groups



Adopted Budget 2023-24  
Expenditures by Major Object Groups





**Long Beach Community College District  
2023-2024 Adopted Budget  
Child and Adult Development Fund**

	ADOPTED	UNAUDITED	ADOPTED	CHANGE	
	BUDGET	ACTUAL	BUDGET	AMOUNT	PERCENT
	2022-2023	2022-2023	2023-2024		
<b>BEGINNING BALANCE</b>	<u>\$ 3,197,778</u>	<u>\$ 3,197,778</u>	<u>\$ 3,502,104</u>	<u>\$ 304,326</u>	<u>10%</u>
<b>REVENUE</b>					
Federal Revenue					
Child Care Food Program	\$ 58,400	\$ 66,300	\$ 58,400	\$ (7,900)	-12%
Emergency Operational Costs	4,172	0	4,172	4,172	na
Federal Child Care Contract	93,682	121,526	94,433	(27,093)	-22%
State Assembly Bill 131 - Stipend	44,675	38,357	6,318	(32,039)	-84%
Total Federal Revenue	<u>\$ 200,929</u>	<u>\$ 226,183</u>	<u>\$ 163,323</u>	<u>\$ (62,860)</u>	<u>-28%</u>
State Revenue					
Child Care Permissive Tax Bail	\$ 63,449	\$ 66,334	\$ 71,792	\$ 5,458	8%
State Assembly Bill 82 - Stipend	5,370	5,921	0	(5,921)	-100%
State Assembly Bill 110 - Stipend (General Child & Development Reimbursement Rate Supplement)	0	0	6,160	6,160	na
State Assembly Bill 179 - Stipend	0	0	20,188	20,188	na
State Child Development Food	1,600	1,412	1,600	188	13%
State General Child Care Contract	162,981	146,563	164,288	17,725	12%
State Preschool Contract	958,576	1,162,177	1,489,908	327,731	28%
State Preschool Program Reimbursement Rate Supplement Allocation	0	0	292,048	292,048	na
Total State Revenue	<u>\$ 1,191,976</u>	<u>\$ 1,382,407</u>	<u>\$ 2,045,984</u>	<u>\$ 663,577</u>	<u>48%</u>

**Long Beach Community College District  
2023-2024 Adopted Budget  
Child and Adult Development Fund**

	<b>ADOPTED BUDGET 2022-2023</b>	<b>UNAUDITED ACTUAL 2022-2023</b>	<b>ADOPTED BUDGET 2023-2024</b>	<b>CHANGE AMOUNT</b>	<b>PERCENT</b>
Local Revenue					
Fees	\$ 1,000,000	\$ 963,772	\$ 980,000	\$ 16,228	2%
Interest	32,000	94,304	64,000	(30,304)	-32%
Long Beach Rotary Read by 9	0	0	2,225	2,225	na
Quality Rating & Improvement System Child Care Alliance of Los Angeles	6,000	6,000	6,000	0	0%
Quality Rating & Improvement System Child Care Alliance of Los Angeles (PCC)	6,000	6,000	6,000	0	0%
Quality Start Los Angeles - LAC	0	0	5,430	5,430	na
Quality Start Los Angeles - PCC	0	0	5,430	5,430	na
Total Local Revenue	<u>\$ 1,044,000</u>	<u>\$ 1,070,076</u>	<u>\$ 1,069,085</u>	<u>\$ (991)</u>	<u>0%</u>
<b>TOTAL REVENUE</b>	<b><u>\$ 2,436,905</u></b>	<b><u>\$ 2,678,666</u></b>	<b><u>\$ 3,278,392</u></b>	<b><u>\$ 599,726</u></b>	<b><u>22%</u></b>
<b>OTHER FINANCING SOURCES</b>					
INTERFUND TRANSFERS IN					
From Unrestricted General Fund	\$ 150,000	\$ 150,000	\$ 150,000	\$ 0	0%
<b>TOTAL REVENUE AND OTHER FINANCING SOURCES</b>	<b><u>\$ 2,586,905</u></b>	<b><u>\$ 2,828,666</u></b>	<b><u>\$ 3,428,392</u></b>	<b><u>\$ 599,726</u></b>	<b><u>21%</u></b>
<b>EXPENDITURES</b>					
CLASSIFIED SALARIES					
Classified Manager/Supervisor Salaries	\$ 224,724	\$ 224,724	\$ 246,655	\$ 21,931	10%
Classified Non-Instructional Salaries	1,227,420	1,149,347	1,506,905	357,558	31%
Classified Hourly Non-Instructional Salaries	296,500	249,148	276,500	27,352	11%
TOTAL CLASSIFIED SALARIES	<u>\$ 1,748,644</u>	<u>\$ 1,623,219</u>	<u>\$ 2,030,060</u>	<u>\$ 406,841</u>	<u>25%</u>
BENEFITS	\$ 638,074	\$ 607,363	\$ 871,088	\$ 263,725	43%

**Long Beach Community College District  
2023-2024 Adopted Budget  
Child and Adult Development Fund**

	<b>ADOPTED BUDGET 2022-2023</b>	<b>UNAUDITED ACTUAL 2022-2023</b>	<b>ADOPTED BUDGET 2023-2024</b>	<b>CHANGE AMOUNT</b>	<b>PERCENT</b>
<b>SUPPLIES AND MATERIALS</b>					
Supplies and Materials	\$ 177,830	\$ 254,488	\$ 396,163	\$ 141,675	56%
<b>CONTRACT SERVICES AND OPERATING EXPENSES</b>					
Professional Services	\$ 2,521	\$ 0	\$ 1,851	\$ 1,851	na
Travel and Conferences	500	439	4,500	4,061	925%
Staff Development	0	269	0	(269)	-100%
Dues and Memberships	600	600	625	25	4%
Rents, Building Repair, Maintenance and Equipment Repair	420	1,713	824	(889)	-52%
Fingerprinting	1,000	0	1,000	1,000	na
Postage	300	376	600	224	60%
Online Software Licensing	0	977	851	(126)	-13%
Other Services and Expenses	5,000	2,756	4,600	1,844	67%
<b>TOTAL CONTRACT SERVICES AND OPERATING EXPENSES</b>	<b>\$ 10,341</b>	<b>\$ 7,130</b>	<b>\$ 14,851</b>	<b>\$ 7,721</b>	<b>108%</b>
<b>CAPITAL OUTLAY</b>					
Equipment	\$ 40,172	\$ 32,140	\$ 116,230	\$ 84,090	262%
<b>TOTAL EXPENDITURES</b>	<b>\$ 2,615,061</b>	<b>\$ 2,524,340</b>	<b>\$ 3,428,392</b>	<b>\$ 904,052</b>	<b>36%</b>
<b>OPERATING SURPLUS/(DEFICIT)</b>	<b>\$ (28,156)</b>	<b>\$ 304,326</b>	<b>\$ 0</b>	<b>\$ (304,326)</b>	<b>-100%</b>
Plus Beginning Balance	3,197,778	3,197,778	3,502,104	304,326	10%
<b>ENDING BALANCE</b>	<b>\$ 3,169,622</b>	<b>\$ 3,502,104</b>	<b>\$ 3,502,104</b>	<b>\$ 0</b>	<b>0%</b>
<b>FUND BALANCE CLASSIFICATIONS</b>					
Assigned Reserve	\$ 3,169,622	\$ 3,502,104	\$ 3,502,104	\$ 0	0%

Long Beach Community College District  
2023-2024 Adopted Budget

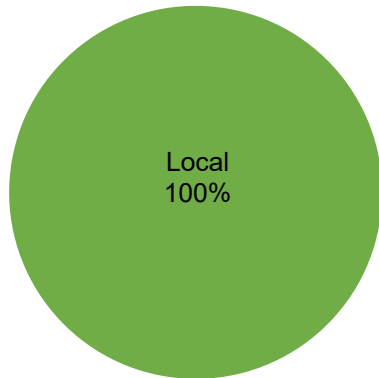
Contract/Community Education Fund

This Special Revenue Fund is used to record the financial transactions of Contract and Community Education programs and other income generating programs. The programs are managed by the Office of Workforce and Economic Development. These program revenues, generated from economic and resource development activities, are unrestricted or designated for specific purposes. The District's policy is to devote these revenues to the operation and expansion of the Contract and Community Education programs.

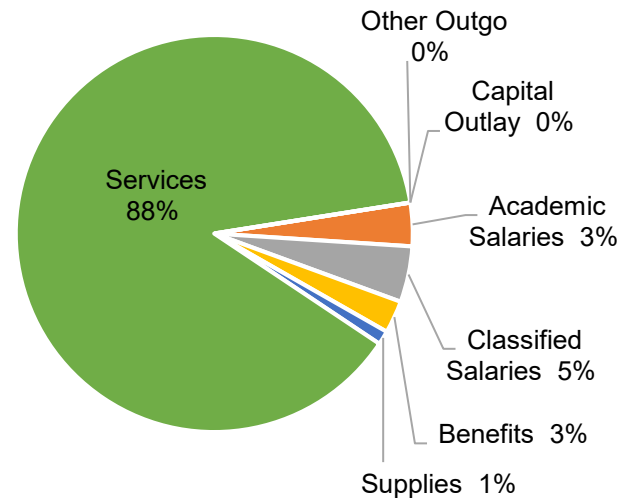
On April 1, 2014, \$200,000 was loaned from the Unrestricted General Fund to the Contract and Community Education Fund. This loan was scheduled to be paid back over twenty years with principal and interest payments to be made by June 30 each year. Interest was based on the Los Angeles County Office of Education rates. Additional principal payments have been made to pay the entire balance.

The pie charts below present a graphic picture of the Contract/Community Education Fund budgeted revenues and expenditures broken out by the major account groups. As shown in the revenue chart below, all of the revenue in this fund is from local sources.

Adopted Budget 2023-24  
Revenue by Major Object Groups



Adopted Budget 2023-24  
Expenditures by Major Object Groups



**Long Beach Community College District  
2023-2024 Adopted Budget  
Contract/Community Education Fund**

	ADOPTED	UNAUDITED	ADOPTED	CHANGE	
	BUDGET	ACTUAL	BUDGET	AMOUNT	PERCENT
	2022-2023	2022-2023	2023-2024		
<b>BEGINNING BALANCE</b>	<u>\$ 879,560</u>	<u>\$ 879,560</u>	<u>\$ 1,043,242</u>	<u>\$ 163,682</u>	<u>19%</u>
<b>REVENUE</b>					
Local Revenue					
Small Business Development Center Program Income	\$ 49,899	\$ 0	\$ 49,899	\$ 49,899	na
Cash Match Program	1,287,523	17,137	1,405,386	1,388,249	8101%
Community Education	227,000	61,676	95,000	33,324	54%
Contract Education	37,500	84,502	157,000	72,498	86%
Interest	19,000	63,542	42,000	(21,542)	-34%
Total Local Revenue	<u>\$ 1,620,922</u>	<u>\$ 226,857</u>	<u>\$ 1,749,285</u>	<u>\$ 1,522,428</u>	<u>671%</u>
<b>TOTAL REVENUE</b>	<u>\$ 1,620,922</u>	<u>\$ 226,857</u>	<u>\$ 1,749,285</u>	<u>\$ 1,522,428</u>	<u>671%</u>
<b>EXPENDITURES</b>					
ACADEMIC SALARIES					
Academic Hourly Non-Instructional Salaries	\$ 60,000	\$ 28,575	\$ 57,000	\$ 28,425	99%
CLASSIFIED SALARIES					
Classified Non-Instructional Salaries	\$ 1,000	\$ 0	\$ 4,000	\$ 4,000	na
Classified Manager/Supervisor Salaries	36,305	0	42,207	42,207	na
Classified Hourly Non-Instructional Salaries	33,500	18,210	27,200	8,990	49%
TOTAL CLASSIFIED SALARIES	<u>\$ 70,805</u>	<u>\$ 18,210</u>	<u>\$ 73,407</u>	<u>\$ 55,197</u>	<u>303%</u>
BENEFITS	\$ 39,911	\$ 9,329	\$ 42,820	\$ 33,491	359%

**Long Beach Community College District  
2023-2024 Adopted Budget  
Contract/Community Education Fund**

	<b>ADOPTED BUDGET 2022-2023</b>	<b>UNAUDITED ACTUAL 2022-2023</b>	<b>ADOPTED BUDGET 2023-2024</b>	<b>CHANGE AMOUNT</b>	<b>PERCENT</b>
<b>SUPPLIES AND MATERIALS</b>					
Hospitality	\$ 7,000	\$ 996	\$ 5,250	\$ 4,254	427%
Other Supplies	26,250	2,144	13,000	10,856	506%
<b>TOTAL SUPPLIES AND MATERIALS</b>	<b>\$ 33,250</b>	<b>\$ 3,140</b>	<b>\$ 18,250</b>	<b>\$ 15,110</b>	<b>481%</b>
<b>CONTRACT SERVICES AND OPERATING EXPENSES</b>					
Professional Services	\$ 1,257,546	\$ 15,318	\$ 1,385,032	\$ 1,369,714	8942%
Travel and Conferences	7,870	14	6,900	6,886	49186%
Staff Development	1,000	0	1,000	1,000	na
Dues and Memberships	1,500	60	1,000	940	1567%
Utilities	8,650	13,355	13,000	(355)	-3%
Rents, Building Repair, Maintenance and Equipment Repair	50	1,073	1,600	527	49%
Fingerprinting	500	0	0	0	na
Postage	500	164	0	(164)	-100%
Online Software Licensing	17,291	5,818	8,537	2,719	47%
Other Services and Expenses	6,200	5,093	5,200	107	2%
Indirect Costs	(27,651)	(36,974)	(925)	36,049	97%
<b>TOTAL CONTRACT SERVICES AND OPERATING EXPENSES</b>	<b>\$ 1,273,456</b>	<b>\$ 3,921</b>	<b>\$ 1,421,344</b>	<b>\$ 1,417,423</b>	<b>36150%</b>
<b>TOTAL EXPENDITURES</b>	<b>\$ 1,477,422</b>	<b>\$ 63,175</b>	<b>\$ 1,612,821</b>	<b>\$ 1,549,646</b>	<b>2453%</b>
<b>OPERATING SURPLUS/(DEFICIT)</b>	<b>\$ 143,500</b>	<b>\$ 163,682</b>	<b>\$ 136,464</b>	<b>\$ (27,218)</b>	<b>-17%</b>
Plus Beginning Balance	879,560	879,560	1,043,242	163,682	19%
<b>ENDING BALANCE</b>	<b>\$ 1,023,060</b>	<b>\$ 1,043,242</b>	<b>\$ 1,179,706</b>	<b>\$ 136,464</b>	<b>13%</b>
<b>FUND BALANCE CLASSIFICATIONS</b>					
Assigned Reserve	\$ 1,023,060	\$ 1,043,242	\$ 1,179,706	\$ 136,464	13%

**Long Beach Community College District  
2023-2024 Adopted Budget**

**Equity Award Fund**

In the spring of 2021, Long Beach City College (LBCC) received a tremendously generous gift of \$30 million from author and philanthropist MacKenzie Scott (through Fidelity Charitable). This is the single largest donation the College has received in its 95-year history, and one of the largest single-donor gifts given to a California Community College. The award was given in recognition of LBCC’s leadership and transformative work in responding to the College’s changing demographics, closing equity gaps, and work in racial justice. The unrestricted gift will be prioritized for initiatives that:

- Improve student academic outcomes by addressing racial equity gaps
- Engage in race-conscious and equity-minded practices that promote an inclusive and affirming campus environment
- Increase holistic support services for our most vulnerable students

Dr. Munoz formed an advisory group with representation throughout the College. The following recommendations, developed through that collaborative process were presented to the Board January 2022.

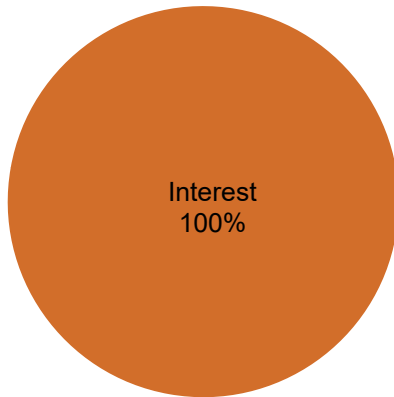
\$5 million	LBCC Foundation	<ul style="list-style-type: none"> <li>• \$2 million – Long Beach College Promise</li> <li>• \$3 million – Scholarships to support the most vulnerable students</li> </ul>
\$5 million	Strategic Investments in next 5 years	<ul style="list-style-type: none"> <li>• \$3 million – Equity Innovation Grants</li> <li>• \$2 million – Institutional Priorities</li> </ul>
\$20 million	Endow/Invest	<ul style="list-style-type: none"> <li>• Grow the corpus</li> <li>• Investment earnings to advance the funding priorities for many years to come</li> </ul>

Long Beach Community College District  
2023-2024 Adopted Budget

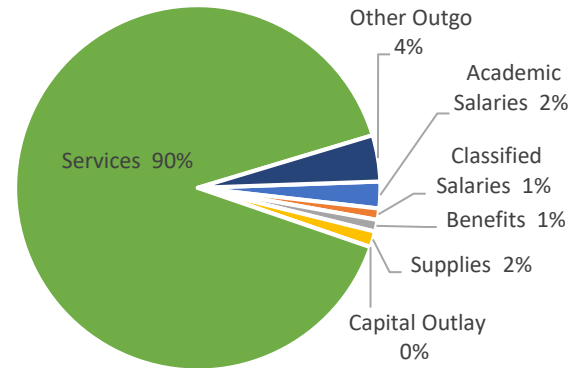
Equity Award Fund

The pie charts below present a graphic picture of the Equity Award Sub-Fund budgeted revenues and expenditures broken out by the major account groups.

Adopted Budget 2023-24  
Revenue by Major Object Groups



Adopted Budget 2023-24  
Expenditures by Major Object Groups





**Long Beach Community College District  
2023-2024 Adopted Budget  
Equity Award Fund**

	ADOPTED BUDGET 2022-2023	UNAUDITED ACTUAL 2022-2023	ADOPTED BUDGET 2023-2024	CHANGE AMOUNT	PERCENT
<b>BEGINNING BALANCE</b>	\$ 25,154,984	\$ 25,154,984	\$ 25,653,819	\$ 498,835	2%
<b>REVENUE</b>					
Local Revenue					
Interest	\$ 500,000	\$ 722,499	\$ 484,000	\$ (238,499)	-33%
<b>EXPENDITURES</b>					
<b>ACADEMIC SALARIES</b>					
Department Head/Coordinator Salaries	\$ 0	\$ 41,334	\$ 91,704	\$ 50,370	122%
Academic Hourly Non-Instructional Salaries	0	0	25,000	25,000	na
<b>TOTAL ACADEMIC SALARIES</b>	\$ 0	\$ 41,334	\$ 116,704	\$ 75,370	182%
<b>CLASSIFIED SALARIES</b>					
Classified Hourly Non-Instructional Salaries	\$ 0	\$ 33,065	\$ 41,533	\$ 8,468	26%
Classified Hourly Instructional Salaries	0	0	7,900	7,900	na
<b>TOTAL CLASSIFIED SALARIES</b>	\$ 0	\$ 33,065	\$ 49,433	\$ 16,368	50%
<b>BENEFITS</b>	\$	\$ 21,742	\$ 51,365	\$ 29,623	136%
<b>SUPPLIES AND MATERIALS</b>					
Instructional Supplies	\$ 0	\$ 0	\$ 12,063	\$ 12,063	na
Fuel	0	85	515	430	506%
Hospitality	0	419	16,301	15,882	3790%
Other Supplies	0	2,352	40,695	38,343	1630%
<b>TOTAL SUPPLIES AND MATERIALS</b>	\$ 0	\$ 2,856	\$ 69,574	\$ 66,718	2336%

**Long Beach Community College District  
2023-2024 Adopted Budget  
Equity Award Fund**

	<b>ADOPTED BUDGET 2022-2023</b>	<b>UNAUDITED ACTUAL 2022-2023</b>	<b>ADOPTED BUDGET 2023-2024</b>	<b>CHANGE AMOUNT</b>	<b>PERCENT</b>
<b>CONTRACT SERVICES AND OPERATING EXPENSES</b>					
Professional Services	\$ 85,000	\$ 82,533	\$ 446,852	\$ 364,319	441%
Travel and Conferences	20,000	27,046	33,047	6,001	22%
Staff Development	0	0	5,000	5,000	na
Dues and Memberships	0	2,000	0	(2,000)	-100%
Rents, Building Repair, Maintenance and Equipment Repair	0	3,049	0	(3,049)	-100%
Fingerprinting	0	1,104	2,000	896	81%
Other Services and Expenses	4,843,500	2,761	3,955,207	3,952,446	143153%
<b>TOTAL CONTRACT SERVICES AND OPERATING EXPENSES</b>	<b>\$ 4,948,500</b>	<b>\$ 118,493</b>	<b>\$ 4,442,106</b>	<b>\$ 4,323,613</b>	<b>3649%</b>
<b>CAPITAL OUTLAY</b>					
Equipment	\$ 0	\$ 4,674	\$ 0	\$ (4,674)	-100%
<b>OTHER OUTGO</b>					
Payments to Students	\$ 50,000	\$ 1,500	\$ 202,000	\$ 200,500	13367%
<b>TOTAL EXPENDITURES &amp; OTHER OUTGO</b>	<b>\$ 4,998,500</b>	<b>\$ 223,664</b>	<b>\$ 4,931,182</b>	<b>\$ 4,707,518</b>	<b>2105%</b>
<b>OPERATING SURPLUS/(DEFICIT)</b>	<b>\$ (4,498,500)</b>	<b>\$ 498,835</b>	<b>\$ (4,447,182)</b>	<b>\$ (4,946,017)</b>	<b>-992%</b>
Plus Beginning Balance	25,154,984	25,154,984	25,653,819	498,835	2%
<b>ENDING BALANCE</b>	<b>\$ 20,656,484</b>	<b>\$ 25,653,819</b>	<b>\$ 21,206,637</b>	<b>\$ (4,447,182)</b>	<b>-17%</b>
<b>FUND BALANCE CLASSIFICATIONS</b>					
Assigned Reserve	\$ 20,656,484	\$ 25,653,819	\$ 21,206,637	\$ (4,447,182)	-17%

**Long Beach Community College District  
2023-2024 Adopted Budget**

**Event & Filming Services Fund  
(formerly Veterans Stadium Operations Fund)**

**Veterans Stadium Operations Fund  
(through June 30, 2023)**

This Special Revenue Fund is intended to be self-supporting. The COVID-19 pandemic and the resulting campus shutdown beginning spring 2020 severely decreased revenue. Revenues are derived from the rental of Veterans Stadium to high schools, community groups, antique and auto markets, vehicle sales, commercial filming, and miscellaneous events. The fund also received HEERF funds as reimbursement for lost revenue due to the COVID-19 pandemic in 2020-21.

**Event & Filming Services Fund  
(2023-24)**

The transition to the new fund and boarder purpose began January 1, 2023. The new fund name and expanded operations fully took effect as of July 1, 2023. The new fund includes the revenues noted above and is broke into four major categories:

- Veterans Stadium
- Athletics/KLAC (Kinesiology Labs and Aquatics Center)
- Other Facility Rentals (Filming)
- Summer Recreation

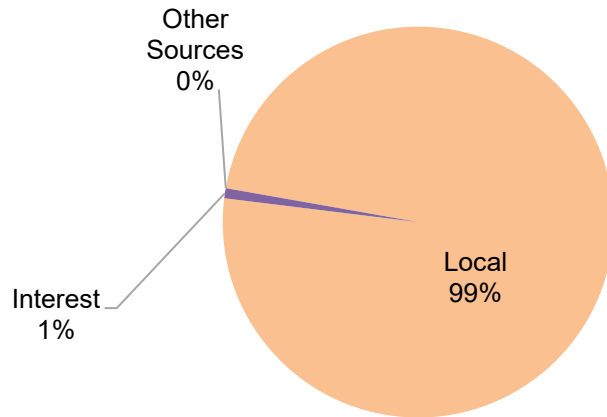
The fund will continue to be self-supporting. In addition to the revenues noted above, income from athletics facilities and the new KLAC rentals, other campus facilities rentals and summer recreation activity will be recorded in this fund.

Long Beach Community College District  
2023-2024 Adopted Budget

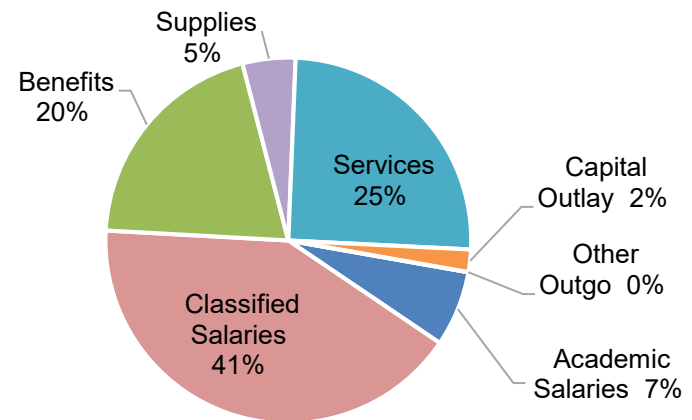
Event & Filming Services Fund  
(formerly Veterans Stadium Operations Fund)

The pie charts below present a graphic picture of the Event & Filming Services Fund budgeted revenues and expenditures broken out by the major account groups. As shown in the revenue chart below, the majority of the revenue in this fund is from local sources.

Adopted Budget 2023-24  
Revenue by Major Object Groups



Adopted Budget 2023-24  
Expenditures by Major Object Groups



**Long Beach Community College District  
2023-2024 Adopted Budget  
Event and Filming Services Fund**

	ADOPTED BUDGET		UNAUDITED ACTUAL		ADOPTED BUDGET		CHANGE		
	2022-2023	2022-2023	2022-2023	2022-2023	2023-2024	2023-2024	AMOUNT	PERCENT	
<b>BEGINNING BALANCE</b>	\$	<u>1,546,360</u>	\$	<u>1,546,360</u>	\$	<u>1,504,134</u>	\$	<u>(42,226)</u>	<u>-3%</u>
<b>REVENUES</b>									
Local Revenue	\$	1,400,000	\$	0	\$	0	\$	0	na
Concessions		0		22,083		0		(22,083)	-100%
Custodial Services		0		80,412		135,000		54,588	68%
Facility Rentals		0		922,603		1,700,000		777,397	84%
Interest		19,000		48,001		20,000		(28,001)	-58%
Media Services		0		407		1,000		593	146%
Other Income		0		134,639		25,000		(109,639)	-81%
Parking		0		558,202		360,000		(198,202)	-36%
Summer Recreation		0		0		120,000		120,000	na
Vendor Services		0		21,162		55,000		33,838	160%
<b>TOTAL REVENUE</b>	\$	<u>1,419,000</u>	\$	<u>1,787,509</u>	\$	<u>2,416,000</u>	\$	<u>628,491</u>	<u>35%</u>
<b>EXPENDITURES</b>									
<b>ACADEMIC SALARIES</b>									
Academic Administrator Salaries	\$	0	\$	0	\$	168,176	\$	168,176	na
<b>CLASSIFIED SALARIES</b>									
Classified Manager/Supervisor Salaries	\$	108,780	\$	153,411	\$	117,721	\$	(35,690)	-23%
Classified Non-Instructional Salaries		427,072		402,607		581,644		179,037	44%
Classified Hourly Non-Instructional Salaries		65,000		209,603		341,283		131,680	63%
<b>TOTAL CLASSIFIED SALARIES</b>	\$	<u>600,852</u>	\$	<u>765,621</u>	\$	<u>1,040,648</u>	\$	<u>275,027</u>	<u>36%</u>
<b>BENEFITS</b>	\$	307,877	\$	336,522	\$	504,915	\$	168,393	50%

**Long Beach Community College District  
2023-2024 Adopted Budget  
Event and Filming Services Fund**

	<b>ADOPTED BUDGET 2022-2023</b>	<b>UNAUDITED ACTUAL 2022-2023</b>	<b>ADOPTED BUDGET 2023-2024</b>	<b>CHANGE AMOUNT</b>	<b>PERCENT</b>
<b>SUPPLIES AND MATERIALS</b>					
Fuel	\$ 10,000	\$ 887	\$ 5,000	\$ 4,113	464%
Hospitality	0	0	800	800	na
Other Supplies	144,450	87,742	111,815	24,073	27%
<b>TOTAL SUPPLIES AND MATERIALS</b>	<b>\$ 154,450</b>	<b>\$ 88,629</b>	<b>\$ 117,615</b>	<b>\$ 28,986</b>	<b>33%</b>
<b>CONTRACT SERVICES AND OPERATING EXPENSES</b>					
Professional Services	\$ 134,000	\$ 159,004	\$ 101,800	\$ (57,204)	-36%
Travel and Conferences	10,000	0	4,550	4,550	na
Utilities	486,000	253,689	372,000	118,311	47%
Rents, Building Repair Maintenance and Equipment Repair	167,500	109,295	130,000	20,705	19%
Fingerprinting	0	0	1,035	1,035	na
Postage	100	0	1,100	1,100	na
Credit Card Fees	0	219	150	(69)	-32%
Online Software Licensing	0	0	11,350	11,350	na
Other Services and Expenses	20,000	0	10,000	10,000	na
<b>TOTAL CONTRACT SERVICES AND OPERATING EXPENSES</b>	<b>\$ 817,600</b>	<b>\$ 522,207</b>	<b>\$ 631,985</b>	<b>\$ 109,778</b>	<b>21%</b>
<b>CAPITAL OUTLAY</b>					
Site Improvements	\$ 0	\$ 35,461	\$ 0	\$ (35,461)	-100%
Equipment	117,500	81,295	50,000	(31,295)	-38%
<b>TOTAL CAPITAL OUTLAY</b>	<b>\$ 117,500</b>	<b>\$ 116,756</b>	<b>\$ 50,000</b>	<b>\$ (66,756)</b>	<b>-57%</b>
<b>TOTAL EXPENDITURES</b>	<b>\$ 1,998,279</b>	<b>\$ 1,829,735</b>	<b>\$ 2,513,339</b>	<b>\$ 683,604</b>	<b>37%</b>
<b>OPERATING SURPLUS/(DEFICIT)</b>	<b>\$ (579,279)</b>	<b>\$ (42,226)</b>	<b>\$ (97,339)</b>	<b>\$ (55,113)</b>	<b>-131%</b>
Plus Beginning Balance	1,546,360	1,546,360	1,504,134	(42,226)	-3%
<b>ENDING BALANCE</b>	<b>\$ 967,081</b>	<b>\$ 1,504,134</b>	<b>\$ 1,406,795</b>	<b>\$ (97,339)</b>	<b>-6%</b>

**Long Beach Community College District  
2023-2024 Adopted Budget  
Event and Filming Services Fund**

<b>FUND BALANCE CLASSIFICATIONS</b>	<b>ADOPTED BUDGET</b>	<b>UNAUDITED ACTUAL</b>	<b>ADOPTED BUDGET</b>	<b>CHANGE</b>	
	<b>2022-2023</b>	<b>2022-2023</b>	<b>2023-2024</b>	<b>AMOUNT</b>	<b>PERCENT</b>
Committed Reserves					
Committed for Stadium Operations	\$ 967,081	\$ 1,093,005	\$ 973,787	\$ (119,218)	-11%
Committed for Athletics & KLAC	0	300,482	272,119	(28,363)	-9%
Committed for Other Facility Rentals	0	110,647	133,776	23,129	21%
Committed for Summer Recreation	0	0	27,113	27,113	na
<b>TOTAL FUND BALANCE</b>	<b>\$ 967,081</b>	<b>\$ 1,504,134</b>	<b>\$ 1,406,795</b>	<b>\$ (97,339)</b>	<b>-6%</b>

**Long Beach Community College District  
2023-2024 Adopted Budget**

**General Obligation Bond Funds**

**2008 Measure E General Obligation Bonds**

A total of \$440 million was authorized under 2008 Measure E in February 2008 by the voters. The first \$48.4 million of the 2008 Measure E General Obligation Bonds (Series A) were sold in July 2008. Bond Anticipation Notes (BAN) totaling \$150 million were issued in January 2010. The BAN was repaid as scheduled in January 2013. On December 12, 2012, \$237 million in 2008 Election, 2012 Series B bonds were issued. \$150 million of the proceeds were used to pay the BAN principal. The remaining proceeds paid for BAN interest and bond construction projects.

On February 25, 2014, \$11,825,000 in 2008 Election, 2014 Series C refunding bonds (federally taxable) were issued. These bonds were used for a partial advance refunding of the 2008 Election, 2008 Series A bonds. This refunding saves District taxpayers approximately \$2.3 million in future property taxes (\$0.8 million net present value – NPV).

On August 28, 2014, \$43,200,000 in 2002 Election, 2014 Series E refunding bonds were issued. These bonds were used for an advance refunding of a portion of the outstanding 2002 Election, 2007 Series D bonds. This refunding saves District taxpayers approximately \$3.1 million in future property taxes (\$2.3 million NPV).

On June 9, 2015, \$32,545,000 in 2015 Series F refunding bonds were issued. The bonds were used to effect the current refunding of a portion of the 2005 Series B bonds and the advanced refunding of a portion of the 2008 Series A bonds. This refunding saves District taxpayers approximately \$4.6 million in future property taxes (\$3.7 million NPV).

On September 7, 2016, \$3.2 million in federally taxable, 2016 Series D general obligation bonds were sold to continue to fund the construction projects.



**Long Beach Community College District  
2023-2024 Adopted Budget**

**General Obligation Bond Funds**

On December 14, 2017, \$83,490,000 in 2008 Election, 2017 Series G refunding bonds were issued. These bonds were used for an advance refunding of a portion of the outstanding 2008 Election, 2012 Series B bonds. This refunding saves District taxpayers approximately \$38.4 million in future property taxes (\$21.4 million NPV).

On October 8, 2019, \$67,415,000 in 2019 Series H Refunding Bonds (Federally Taxable) were issued. The net proceeds of the Series H Bonds are being used for the advance refunding of a portion of the 2002 Election Series A and the advance refunding of a portion of the 2008 Election, 2012 Series B bonds. This refunding saves District taxpayers \$23.1 million in future property taxes (\$8.7 million NPV).

On March 25, 2021, \$84,615,000 in 2021 Series I Refunding Bonds (Federally Taxable) were issued. The net proceeds of the Series I Bonds are being used for the advance refunding of a portion of four outstanding issuances – 2002 Election, 2012 Series A; 2008 Election, 2008 Series B; 2002 Election, 2014 Series E; and 2002 & 2008 Election, 2015 Series F Bonds. This refunding saves District taxpayers \$4.9 million in future property taxes (\$4.2 million NPV).

**2016 Measure LB General Obligation Bonds**

A total of \$850 million was authorized under 2016 Measure LB in June 2016 by the voters. On September 7, 2016, \$81.8 million (\$9.0 million federally taxable, 2016 Series A and \$72.8 million tax exempt, 2016 Series B) General Obligation Bonds were sold to continue to fund construction projects.

On October 8, 2019, \$130,000,000 in 2016 Election, 2019 Series C general obligation bonds were issued to continue to fund construction projects.

On October 27, 2021, \$150,000,000 in 2016 Election, 2021 Series D general obligation bonds were issued to continue to fund construction projects.

**Long Beach Community College District  
2023-2024 Adopted Budget**

**General Obligation Bond Funds**

**2008 Measure E and 2016 Measure LB Projects**

The projects funded by the 2008 Measure E and the 2016 Measure LB will continue to further the modernization of Long Beach City College in accordance with the 2041 Unified Master Plan on two campuses, the Pacific Coast Campus and the Liberal Arts Campus. The description below outlines some of the larger projects planned for the fiscal year 2023-24.

**Districtwide Projects**

Energy Efficiency Measure 2

The Energy Efficiency Measure 2 (EEM-2) projects are the second phase of projects within the Long Beach City College Integrated Energy Master Plan. EEM 2 comprises of four separate projects referenced as EEM 2A, 2B, 2C and 2D. EEM-2A is to retro-commission existing buildings on both campuses to fine tune existing systems in an effort to further reduce energy and water consumption, and will complement the low-cost measures that have already been implemented. EEM-2B consists of solar panel car port structures at both the Liberal Arts Campus and Pacific Coast Campus and will dramatically reduce the purchased energy expenditures at both campuses, thus reducing General Fund expenditures. EEM-2B is currently in the preliminary design and planning stage. EEM-2C consists of the installation of phase change materials (PCM) as an HVAC control strategy, which reduces the energy consumption required to maintain and stabilize the indoor environment. EEM-2D consists of the installation of Electrical Vehicle Charging Stations at both LAC and PCC, to encourage the use of electrical vehicles for commuting faculty, students and staff. EEM-2D has been completed.

**Long Beach Community College District  
2023-2024 Adopted Budget**

**General Obligation Bond Funds**

Door Access Control

This project is to replace the District's current OmniLock keypad system, which is a product that is going to be discontinued in the near future, with a more modern, touchless and fully integrated door access control system. The door access controls will tie into the District's current Genetec Security system, which is the program that controls and monitors the District's video surveillance cameras located throughout the campuses. In addition, the project will provide door access controls at classrooms, offices and in various areas, to provide for a remote door lockdown function as a response to Assembly Bill 211, which calls for, "Locking mechanisms that lock a door from the inside, commonly referred to as classroom security locks, have been developed to quickly lock doors to classrooms, offices, and other rooms from the inside." The project will also provide a mass notification system to accompany the door access security locks. The project will be implemented districtwide, at the Liberal Arts Campus and Pacific Coast Campus including the Child Development Centers at PCC and on Clark Ave. Building projects slated to be constructed new or renovated in the future per the 2041 masterplan will be implemented during the construction of those buildings and at a later date.

**North Long Beach Higher Education Complex and Student Housing**

The City of Long Beach is in the process of transferring ownership of a surplus parcel of land in North Long Beach to the District. Working in tandem with the City, the District will develop a 3-story student housing structure in order to increase exposure and accessibility of LBCC services to the local North Long Beach community. Conceptually, the 1<sup>st</sup> floor will contain two multipurpose rooms and two offices, while the 2<sup>nd</sup> and 3<sup>rd</sup> floors will be student housing for about 22-25 beds. This project will utilize the design-build delivery method and Sillman has just been selected as the bridging architect to provide the programming and design-build criteria package.

**Long Beach Community College District  
2023-2024 Adopted Budget**

**General Obligation Bond Funds**

**Pacific Coast Campus**

Construction Trades Phase 1 – Building MM

This project involves a major renovation of the existing 13,288 gross square foot facility, which was constructed in 1957, as well as construction of a new 4,531 gross square foot addition to the building. State funding of nearly \$7 million will be provided to help offset the construction cost of this project. Renovation includes upgrading of the facility including electrical systems, data communication systems, ADA access compliance, HVAC system replacement, lighting, plumbing, and aesthetic improvements. Construction started in Fall 2020 and has experienced several delays. The original contractor was terminated on 9/16/22. We recently entered into a takeover agreement with the surety and construction is nearly complete.

Construction Trades Phase II – Building MM

This project includes demolition of the east wing of the MM building and the south wing of the MM building and the construction of 19,383 gross square feet (GSF) with 14,740 assignable square feet (ASF) comprised of 2,000 ASF lecture, 8,800 ASF lab, 2,090 ASF office, and 1,850 of other space to be constructed on the demolition site. The new structures will include program space for Trades and Industrial Technology, Horticulture, Interdisciplinary, Underwater Robotics, and Archeology (Anthropology) courses. State funding of approximately \$16 million will be provided to help offset the construction cost of this project. Construction started in Spring 2023 and is expected to be completed Spring 2025.

**Long Beach Community College District  
2023-2024 Adopted Budget**

**General Obligation Bond Funds**

**Liberal Arts Campus**

ADA Site and Building Barrier Removal Projects

These projects will address ADA barrier items identified in LBCC's most recent Title II ADA Transition Plan Survey. The scope of these projects prioritizes areas of the campus in coordination with the 2041 Master Plan. These projects will address Buildings A, C, D, I, L, T, V, X, Z, P1 Parking Structure, Exterior Pathways, and Exterior Features. The projects were bid out separately. ADA Site Barrier Removal is complete and ADA Building Barrier Removal started construction and is expected to be completed Spring 2024.

Liberal Arts Classroom Building – Buildings G/H Music Theater/Complex

State funding of \$22 million will be provided to help offset the construction cost of this project. This project will demolish two adjacent buildings, buildings G and H constructed in 1952 and 1980, respectively. Building G is nearly 70 years of age and had some renovations completed in 1993, but continues to struggle to meet both instructional as well as ADA compliance needs. The replacement building will address two critical goals of the College: (1) modernize existing facilities that are of significant age, and (2) improve the efficiency of the heating and electrical systems that are outdated and no longer support the academic needs. The scope will include 37,494 ASF of reconstructed space. This project supports the academic programs of Music, Theatre Arts and Radio/Television. Construction began in July 2023 and classes are expected to be held in the building Spring 2026.

Building E – College Center

The College Center is a two story, 50,276 gross square foot building that was constructed in 1968. The facility houses the campus food service, kitchen, dining area, and offices. The offices house several support programs such as student government offices, veteran's center and international students. Other than a minor cosmetic

**Long Beach Community College District  
2023-2024 Adopted Budget**

**General Obligation Bond Funds**

renovation in 1991, the building is overdue for a major renovation. This project represents a comprehensive effort to update the building program, operational building systems and make interior improvements for more efficient use of the facility.

After completing a feasibility study, it was decided that there is a need to increase the program spaces for the building to better serve the students as a state-of-the-art Student Union as well as to demolish the building and build a new structure that will serve as a 'beacon of light' to draw students to this space for years to come. The new structure will resolve many of the issues in the current existing building, including upgrades to: the electrical distribution, plumbing and fixtures, HVAC system, fire alarm, overhead sprinkler system, lighting, ADA compliance and structural safety. The new building will be approximately 55,000 GSF, three stories, and will house new programs such as additional food service stalls, First Year Experience, Family Center in addition to the programs that were already provided within the existing student center. The project is currently in the design phase.

Stadium and Athletic Recreation Center

Veterans Stadium, which was constructed in 1949, requires major renovation or reconstruction to address issues related to ADA access, water intrusion and structural upgrading of the facility to meet Division of State Architect (DSA) seismic requirement. In addition, the District has re-prioritized the projects to be funded by the bond and is creating a new comprehensive athletic training center, which will replace the Stadium and Buildings Q and R, the primary and secondary gyms on campus. This project and the surrounding site development will be a continuation of the newly built Kinesiology Labs and Aquatic Center resulting in a complete, comprehensive Athletic Facility. This approach will be more cost effective and allow the facilities to utilize shared common spaces, such as lockers, showers, laundry, training and team meeting rooms. The District will utilize the design-build delivery method for this project. PBK has been selected as the bridging architect and meetings are underway to begin developing the design criteria for this project.

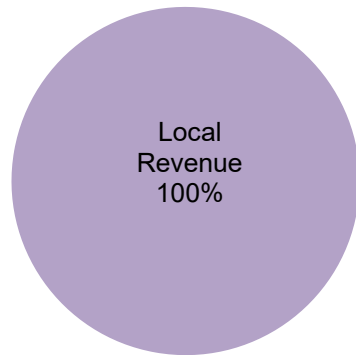
Long Beach Community College District  
2023-2024 Adopted Budget

General Obligation Bond Funds

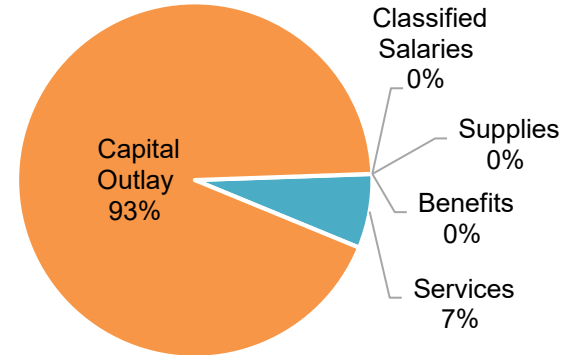
2008 Measure E

The pie charts below present a graphic picture of the 2008 Measure E General Obligation Bond Fund (Fund #46) budgeted revenues and expenditures broken out by the major account groups. As shown in the revenue chart below, all of the revenue in this fund is from local sources. Bond fund budgets include plans for their entire remaining approved funds. Measure LB funds are currently being used for ongoing construction projects. So, we do not expect activity in the Measure E fund for several years.

Adopted Budget 2023-24  
Revenue by Major Object Groups



Adopted Budget 2023-24  
Expenditures by Major Object Groups



**Long Beach Community College District  
2023-2024 Adopted Budget  
General Obligation Bond Fund  
2008 Measure E**

	ADOPTED BUDGET 2022-2023	UNAUDITED ACTUAL 2022-2023	ADOPTED BUDGET 2023-2024	CHANGE AMOUNT	PERCENT
<b>BEGINNING BALANCE</b>	\$ 134	\$ 134	\$ 136	\$ 2	1%
<b>REVENUE</b>					
Bond Proceeds	\$ 151,412,324	\$ 0	\$ 151,412,324	\$ 151,412,324	na
Interest	0	2	0	(2)	-100%
<b>TOTAL REVENUE</b>	<b>\$ 151,412,324</b>	<b>\$ 2</b>	<b>\$ 151,412,324</b>	<b>\$ 151,412,322</b>	<b>&gt;1000%</b>
<b>EXPENDITURES</b>					
<b>SUPPLIES AND MATERIALS</b>					
Supplies and Materials	\$ 27,635	\$ 0	\$ 27,635	\$ 27,635	na
<b>CONTRACT SERVICES AND OPERATING EXPENSES</b>					
Professional Services	\$ 13,433,973	\$ 0	\$ 8,129,916	\$ 8,129,916	na
Insurance	2,016,492	0	616,492	616,492	na
Rents, Building Repair, Maintenance and Equipment Repair	64,366	0	35,192	35,192	na
Legal	187,898	0	187,898	187,898	na
Postage	1,773	0	1,773	1,773	na
Online Software Licensing	9,599	0	9,599	9,599	na
Other Services and Expenses	760,802	0	260,802	260,802	na
<b>TOTAL CONTRACT SERVICES AND OPERATING EXPENSES</b>	<b>\$ 16,474,903</b>	<b>\$ 0</b>	<b>\$ 9,241,672</b>	<b>\$ 9,241,672</b>	<b>na</b>



**Long Beach Community College District  
2023-2024 Adopted Budget  
General Obligation Bond Fund  
2008 Measure E**

	<b>ADOPTED BUDGET 2022-2023</b>	<b>UNAUDITED ACTUAL 2022-2023</b>	<b>ADOPTED BUDGET 2023-2024</b>	<b>CHANGE AMOUNT</b>	<b>PERCENT</b>
CAPITAL OUTLAY					
Site Improvements	\$ 3,699,498	\$ 0	\$ 3,135,344	\$ 3,135,344	na
Construction and Additions	102,207,155	0	94,955,778	94,955,778	na
Equipment	5,630,969	0	29,610,706	29,610,706	na
<b>TOTAL CAPITAL OUTLAY</b>	<b>\$ 111,537,622</b>	<b>\$ 0</b>	<b>\$ 127,701,828</b>	<b>\$ 127,701,828</b>	<b>na</b>
<b>TOTAL EXPENDITURES</b>	<b>\$ 128,040,160</b>	<b>\$ 0</b>	<b>\$ 136,971,135</b>	<b>\$ 136,971,135</b>	<b>na</b>
<b>OPERATING SURPLUS/(DEFICIT)</b>	<b>\$ 23,372,164</b>	<b>\$ 2</b>	<b>\$ 14,441,189</b>	<b>\$ 14,441,187</b>	<b>&gt;1000%</b>
Plus Beginning Balance	134	134	136	2	1%
<b>ENDING BALANCE</b>	<b>\$ 23,372,298</b>	<b>\$ 136</b>	<b>\$ 14,441,325</b>	<b>\$ 14,441,189</b>	<b>&gt;1000%</b>
FUND BALANCE CLASSIFICATIONS					
Restricted Reserve					
Reserve for Contingencies	\$ 23,372,298	\$ 136	\$ 14,441,325	\$ 14,441,189	>1000%

Long Beach Community College District  
2023-2024 Adopted Budget

General Obligation Bond Funds

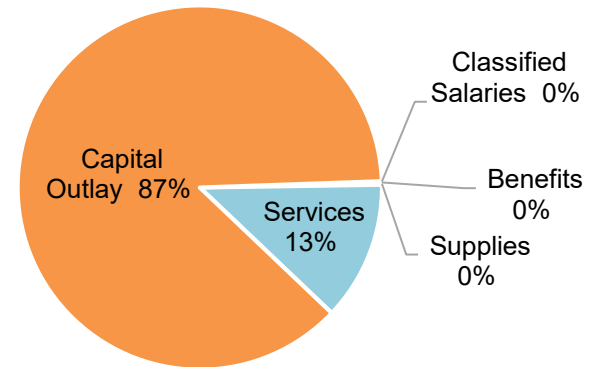
2016 Measure LB

The pie charts below present a graphic picture of the 2016 Measure LB General Obligation Bond Fund (Fund #47) budgeted revenues and expenditures broken out by the major account groups. As shown in the revenue chart below, all of the revenue in this fund is from local sources.

Adopted Budget 2023-24  
Revenue by Major Object Groups



Adopted Budget 2023-24  
Expenditures by Major Object Groups



**Long Beach Community College District  
2023-2024 Adopted Budget  
General Obligation Bond Fund  
2016 Measure LB**

	ADOPTED BUDGET 2022-2023	UNAUDITED ACTUAL 2022-2023	ADOPTED BUDGET 2023-2024	CHANGE AMOUNT	PERCENT
<b>BEGINNING BALANCE</b>	\$ 126,665,110	\$ 126,665,110	\$ 115,105,347	\$ (11,559,763)	-9%
<b>REVENUE</b>					
Bond Proceeds	\$ 488,210,000	\$ 0	\$ 488,210,000	\$ 488,210,000	na
Interest	1,100,000	3,590,397	1,992,000	(1,598,397)	-45%
<b>TOTAL REVENUE</b>	<b>\$ 489,310,000</b>	<b>\$ 3,590,397</b>	<b>\$ 490,202,000</b>	<b>\$ 486,611,603</b>	<b>13553%</b>
<b>EXPENDITURES</b>					
<b>CLASSIFIED SALARIES</b>					
Classified Manager/Supervisor Salaries	\$ 305,942	\$ 315,852	\$ 406,796	\$ 90,944	29%
Classified Non-Instructional Salaries	72,446	71,414	77,418	6,004	8%
Classified Hourly Non-Instructional Salaries	35,789	81,853	22,392	(59,461)	-73%
<b>TOTAL CLASSIFIED SALARIES</b>	<b>\$ 414,177</b>	<b>\$ 469,119</b>	<b>\$ 506,606</b>	<b>\$ 37,487</b>	<b>8%</b>
<b>BENEFITS</b>	\$ 216,192	\$ 226,691	\$ 273,848	\$ 47,157	21%
<b>SUPPLIES AND MATERIALS</b>					
Instructional Supplies	\$ 8,139	\$ 494	\$ 7,645	\$ 7,151	1448%
Supplies and Materials	9,120,223	95,585	1,073,325	977,740	1023%
<b>TOTAL SUPPLIES AND MATERIALS</b>	<b>\$ 9,128,362</b>	<b>\$ 96,079</b>	<b>\$ 1,080,970</b>	<b>\$ 984,891</b>	<b>1025%</b>

**Long Beach Community College District  
2023-2024 Adopted Budget  
General Obligation Bond Fund  
2016 Measure LB**

	<b>ADOPTED BUDGET 2022-2023</b>	<b>UNAUDITED ACTUAL 2022-2023</b>	<b>ADOPTED BUDGET 2023-2024</b>	<b>CHANGE AMOUNT</b>	<b>PERCENT</b>
<b>CONTRACT SERVICES AND OPERATING EXPENSES</b>					
Professional Services	\$ 92,527,592	\$ 6,951,735	\$ 47,472,331	\$ 40,520,596	583%
Insurance	15,948,444	132,031	17,941,420	17,809,389	13489%
Rents, Building Repair, Maintenance and Equipment Repair	2,601,312	303,091	2,438,130	2,135,039	704%
Legal	1,511,592	200,904	1,405,054	1,204,150	599%
Postage	9,899	60	9,839	9,779	16298%
Online Software Licensing	1,417,809	78,125	1,039,685	961,560	1231%
Other Services and Expenses	14,997,440	0	3,608,345	3,608,345	na
<b>TOTAL CONTRACT SERVICES AND OPERATING EXPENSES</b>	<b>\$ 129,014,088</b>	<b>\$ 7,665,946</b>	<b>\$ 73,914,804</b>	<b>\$ 66,248,858</b>	<b>864%</b>
<b>CAPITAL OUTLAY</b>					
Site Improvements	\$ 16,882,942	\$ 1,162	\$ 16,032,074	\$ 16,030,912	1379597%
Construction and Additions	360,268,321	1,768,500	445,095,631	443,327,131	25068%
Equipment	93,471,279	4,922,663	61,736,564	56,813,901	1154%
<b>TOTAL CAPITAL OUTLAY</b>	<b>\$ 470,622,542</b>	<b>\$ 6,692,325</b>	<b>\$ 522,864,269</b>	<b>\$ 516,171,944</b>	<b>7713%</b>
<b>TOTAL EXPENDITURES</b>	<b>\$ 609,395,361</b>	<b>\$ 15,150,160</b>	<b>\$ 598,640,497</b>	<b>\$ 583,490,337</b>	<b>3851%</b>
<b>OPERATING SURPLUS/(DEFICIT)</b>	<b>\$ (120,085,361)</b>	<b>\$ (11,559,763)</b>	<b>\$ (108,438,497)</b>	<b>\$ (96,878,734)</b>	<b>-838%</b>
Plus Beginning Balance	126,665,110	126,665,110	115,105,347	(11,559,763)	-9%
<b>ENDING BALANCE</b>	<b>\$ 6,579,749</b>	<b>\$ 115,105,347</b>	<b>\$ 6,666,850</b>	<b>\$ (108,438,497)</b>	<b>-94%</b>
<b>FUND BALANCE CLASSIFICATIONS</b>					
Restricted Reserve					
Reserve for Contingencies	\$ 6,579,749	\$ 115,105,347	\$ 6,666,850	\$ (108,438,497)	-94%

**Long Beach Community College District  
2023-2024 Adopted Budget**

**Retiree Health Fund**

Retiree current health benefit costs and liabilities for future costs are budgeted and recorded in the Retiree Health Fund. Retiree health benefits are often referred to as Other Post-Employment Benefits (OPEB). As of our most recent actuarial study dated June 30, 2021, the total actuarially determined liability (Total OPEB Liability – TOL) for current and future retirees is \$44,730,953. Due to the implementation of GASB 74/75, the Annual Required Contribution (ARC) is no longer part of the actuarial study. For budgeting purposes, our actuary has provided a calculation of the Actuarially determined ARC, which is \$5,058,426 or 6.46% of covered payroll.

Per the Chancellor's Office accounting advisory dated June 14, 2010, categorical programs can only be charged OPEB (Other Post-Employment Benefits) costs for current eligible employees. Therefore, only 4.00% of the 6.46% is applicable to all eligible employees. The Unrestricted General Fund will transfer any additional funds needed to reach our ARC amount of \$5,058,426 into the Retiree Health Fund.

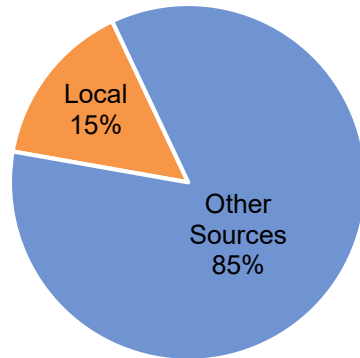
On January 24, 2006, the Board of Trustees authorized participation in the Futuris Program, which provides professional investment management services for the irrevocable trust portion of the Retiree Health Fund. Our contribution for the ARC normal costs related to 2022-23 federally funded salaries is \$154,454 which was deposited into the irrevocable trust in September 2023.

The ARC amount noted above is a minor change from the prior actuarial study. Several factors impact the ARC valuation, including: 1) changes in the number of participants, 2) effects of regulation changes, 3) changes in health insurance premiums, and 4) changes in the investment in the irrevocable trust. With the implementation of GASB 68 & 71 for pension liabilities in 2014-15 and the implementation of GASB 74 and 75 for retiree health liabilities, actuaries are compelled to use similar assumptions and methodologies to those used by STRS and PERS actuaries. Increases in health insurance premiums impact the ARC. Increases to assets in the irrevocable trust decreases the overall liability and the ARC. We implemented GASB 74 and 75 for the 2016-17 fiscal year, which requires presenting full unfunded OPEB liabilities on our audited financial statements. As of June 30, 2023, the market value of the investment in the irrevocable trust was \$9,826,089.

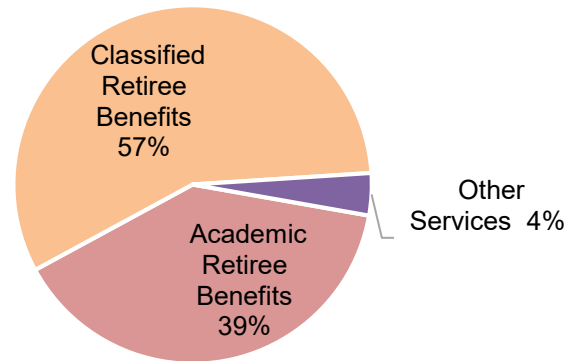
**Long Beach Community College District  
2023-2024 Adopted Budget**

The pie charts below present a graphic picture of the Retiree Health Sub-Fund budgeted revenues and expenditures broken out by the major account groups.

Adopted Budget 2023-24  
Revenue by Major Object Groups



Adopted Budget 2023-24  
Expenditures by Major Object Groups



**Long Beach Community College District  
2023-2024 Adopted Budget  
Retiree Health Fund**

	ADOPTED	UNAUDITED	ADOPTED	CHANGE	
	BUDGET	ACTUAL	BUDGET	AMOUNT	PERCENT
	2022-2023	2022-2023	2023-2024		
<b>BEGINNING BALANCE</b>	<u>\$ 40,027,738</u>	<u>40,027,738</u>	<u>\$ 44,641,089</u>	<u>\$ 4,613,351</u>	<u>12%</u>
<b>REVENUE</b>					
Local Revenue					
Interest	\$ 288,000	\$ 844,971	\$ 598,000	\$ (246,971)	-29%
Dividend Income	370,000	628,900	300,000	(328,900)	-52%
<b>TOTAL REVENUE</b>	<u>\$ 658,000</u>	<u>\$ 1,473,871</u>	<u>\$ 898,000</u>	<u>\$ (575,871)</u>	<u>-39%</u>
<b>OTHER FINANCING SOURCES</b>					
From Composite Benefits Rate	\$ 2,751,191	\$ 4,038,446	\$ 2,751,191	\$ (1,287,255)	-32%
From Unrestricted General Fund for Unfunded UAAL Contribution	2,258,164	1,470,909	2,258,164	787,255	54%
<b>TOTAL OTHER FINANCING SOURCES</b>	<u>\$ 5,009,355</u>	<u>\$ 5,509,355</u>	<u>\$ 5,009,355</u>	<u>\$ (500,000)</u>	<u>-9%</u>
<b>TOTAL REVENUE AND OTHER FINANCING SOURCES</b>	<u>\$ 5,667,355</u>	<u>\$ 6,983,226</u>	<u>\$ 5,907,355</u>	<u>\$ (1,075,871)</u>	<u>-15%</u>
<b>EXPENDITURES</b>					
Academic Retiree Benefits	\$ 1,654,340	\$ 975,783	\$ 1,032,802	\$ 57,019	6%
Classified Retiree Benefits	2,134,851	1,310,950	1,494,218	183,268	14%
Other Services and Expenses	100,000	83,142	100,000	16,858	20%
<b>TOTAL EXPENDITURES</b>	<u>\$ 3,889,191</u>	<u>\$ 2,369,875</u>	<u>\$ 2,627,020</u>	<u>\$ 257,145</u>	<u>11%</u>
<b>OPERATING SURPLUS/(DEFICIT)</b>	<u>\$ 1,778,164</u>	<u>\$ 4,613,351</u>	<u>\$ 3,280,335</u>	<u>\$ (1,333,016)</u>	<u>-29%</u>
Plus Beginning Balance	40,027,738	40,027,738	44,641,089	4,613,351	12%
<b>ENDING BALANCE</b>	<u>\$ 41,805,902</u>	<u>\$ 44,641,089</u>	<u>\$ 47,921,424</u>	<u>\$ 3,280,335</u>	<u>7%</u>

**Long Beach Community College District  
2023-2024 Adopted Budget  
Retiree Health Fund**

<b>FUND BALANCE CLASSIFICATIONS</b>	<u>ADOPTED BUDGET 2022-2023</u>	<u>UNAUDITED ACTUAL 2022-2023</u>	<u>ADOPTED BUDGET 2023-2024</u>	<u>CHANGE AMOUNT</u>	<u>PERCENT</u>
Restricted Reserve					
Futuris Irrevocable Trust	\$ 9,419,664	\$ 9,826,089	\$ 10,266,089	\$ 440,000	4%
Committed Reserve					
Actuarial Accrued Liability	<u>32,386,238</u>	<u>34,815,000</u>	<u>37,655,335</u>	<u>2,840,335</u>	<u>8%</u>
<b>TOTAL FUND BALANCE</b>	<b>\$ 41,805,902</b>	<b>\$ 44,641,089</b>	<b>\$ 47,921,424</b>	<b>\$ 3,280,335</b>	<b>7%</b>



**Long Beach Community College District  
2023-2024 Adopted Budget**

**Self Insurance Fund**

Education Code Section 72506(d) authorizes community college districts to establish a separate self insurance fund for the purpose of covering the property and liability claims of the District, its officers, agents, and employees. The District belongs to the Statewide Association of Community Colleges (SWACC) Joint Powers Authority for up to \$1,000,000 comprehensive liability insurance and up to \$250,000 for property insurance coverage. The District belongs to the School's Association for Excess Risk (SAFER) Joint Powers Authority for excess insurance coverage for liability losses in excess of \$1,000,000 up to \$50,000,000, and in excess of \$250,000 up to \$550,250,000 for excess property coverage. These pools have stabilized the cost of insurance coverage in recent years.

Our deductibles (member retained limit) for insurance are as follows:

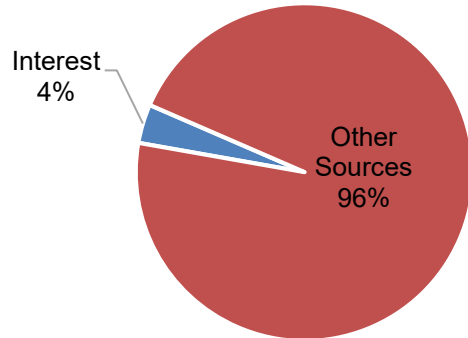
- Liability \$ 10,000
- Property \$ 5,000
- Student Professional Liability \$ 5,000
- Crime \$ 2,500
- Cyber Liability \$150,000
- Equipment Breakdown \$ 5,000

Long Beach Community College District  
2023-2024 Adopted Budget

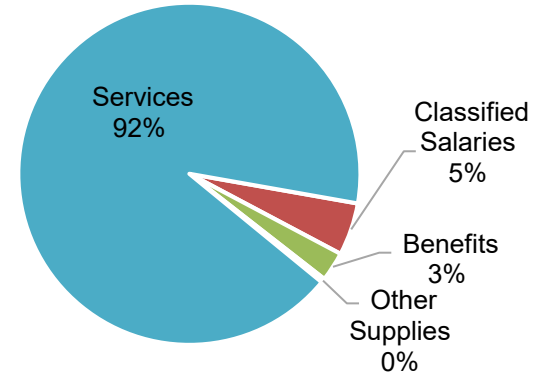
Self Insurance Fund

The pie charts below present a graphic picture of the Self Insurance Fund budgeted revenues and expenditures broken out by the major account groups.

Adopted Budget 2023-24  
Revenue by Major Object Groups



Adopted Budget 2023-24  
Expenditures by Major Object Groups



**Long Beach Community College District  
2023-2024 Adopted Budget  
Self Insurance Fund**

	ADOPTED	UNAUDITED	ADOPTED	CHANGE	
	BUDGET	ACTUAL	BUDGET	AMOUNT	PERCENT
	2022-2023	2022-2023	2023-2024		
<b>BEGINNING BALANCE</b>	\$ <u>3,842,800</u>	\$ <u>3,842,800</u>	\$ <u>3,622,821</u>	\$ <u>(219,979)</u>	<u>-6%</u>
<b>REVENUE</b>					
Interest	\$ 28,000	\$ 69,578	\$ 46,000	\$ (23,578)	-34%
<b>OTHER FINANCING SOURCES</b>					
INTERFUND TRANSFERS IN					
From Unrestricted General Fund	\$ 1,186,000	\$ 1,186,000	\$ 1,186,000	\$ 0	0%
<b>TOTAL OTHER FINANCING SOURCES</b>	\$ <u>1,186,000</u>	\$ <u>1,186,000</u>	\$ <u>1,186,000</u>	\$ <u>0</u>	<u>0%</u>
<b>TOTAL REVENUE AND OTHER FINANCING SOURCES</b>	\$ <u>1,214,000</u>	\$ <u>1,255,578</u>	\$ <u>1,232,000</u>	\$ <u>(23,578)</u>	<u>-2%</u>
<b>EXPENDITURES</b>					
Classified Manager/Supervisor Salaries	\$ 0	\$ 0	\$ 58,775	\$ 58,775	na
Classified Non-Instructional Salaries	33,414	35,249	38,147	2,898	8%
Benefits	18,712	19,740	54,276	34,536	175%
Other Supplies	7,500	2,792	7,500	4,708	169%
Professional Services	8,500	2,770	8,500	5,730	207%
Travel and Conferences	3,200	0	3,200	3,200	na
Dues and Memberships	150	150	150	0	0%
Insurance Premiums Casualty/Liability	1,372,525	1,164,490	1,372,525	208,035	18%
Miscellaneous Insurance Expense	191,600	248,496	342,000	93,504	38%
Legal Services	47,000	0	47,000	47,000	na
Online Software Licensing	5,000	1,870	5,000	3,130	167%
Other Services and Expenses	11,000	0	11,000	11,000	na
<b>TOTAL EXPENDITURES</b>	\$ <u>1,698,601</u>	\$ <u>1,475,557</u>	\$ <u>1,948,073</u>	\$ <u>472,516</u>	<u>32%</u>

**Long Beach Community College District  
2023-2024 Adopted Budget  
Self Insurance Fund**

	ADOPTED	UNAUDITED	ADOPTED	CHANGE	
	BUDGET	ACTUAL	BUDGET	AMOUNT	PERCENT
	2022-2023	2022-2023	2023-2024		
<b>OPERATING SURPLUS/(DEFICIT)</b>	\$ (484,601)	\$ (219,979)	\$ (716,073)	\$ (496,094)	-226%
Plus Beginning Balance	3,842,800	3,842,800	3,622,821	(219,979)	-6%
<b>ENDING BALANCE</b>	<u>\$ 3,358,199</u>	<u>\$ 3,622,821</u>	<u>\$ 2,906,748</u>	<u>\$ (716,073)</u>	<u>-20%</u>
<b>FUND BALANCE CLASSIFICATIONS</b>					
Committed Reserve	\$ 3,358,199	\$ 3,622,821	\$ 2,906,748	\$ (716,073)	-20%

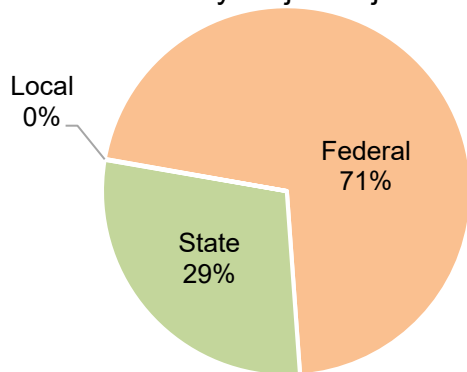
**Long Beach Community College District  
2023-2024 Adopted Budget**

**Student Financial Aid Fund**

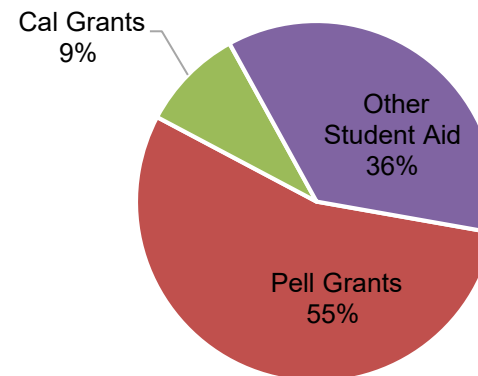
Effective July 1, 1984, the District was required to maintain a separate fund for the deposit and direct payment of government-funded Student Financial Aid. Included in the Student Financial Aid Fund are: Extended Opportunity Programs and Services (EOPS); Perkins Loans (formerly NDSL); Federal Supplemental Education Opportunity Grants (FSEOG); Cal Grants; Federal Pell Grants; Cooperative Agencies Resources Education (CARE) program; the W. D. Ford Direct Stafford Loans; and Federal and state funding for student emergency aid in response to the COVID-19 pandemic, including HEERF I, II and III grants.

The pie charts below present a graphic picture of the Student Financial Aid Fund budgeted revenues and expenditures broken out by the major account groups. As shown in the expense chart below, all of the expense in this fund is for student aid.

**Adopted  
Budget 2023-24  
Revenue by Major Object Groups**



**Adopted Budget 2023-24  
Expenditures by Major Object Groups**



**Long Beach Community College District  
2023-2024 Adopted Budget  
Student Financial Aid Fund**

	ADOPTED	UNAUDITED	ADOPTED	CHANGE	
	BUDGET	ACTUAL	BUDGET	AMOUNT	PERCENT
	2022-2023	2022-2023	2023-2024		
<b>BEGINNING BALANCE</b>	\$ 121,523	\$ 121,523	\$ 121,523	\$ 0	0%
<b>REVENUE</b>					
Federal Revenue					
Americorps National Service Awards	\$ 40,000	\$ 10,380	\$ 40,000	\$ 29,620	285%
American Rescue Plan HEERF III	44,252	0	0	0	na
American Rescue Plan Institutional HEERF III	500,000	572,850	0	(572,850)	-100%
Emergency Financial Assistance Grant	5,225,185	2,567,158	5,458,027	2,890,869	113%
Gang Involved Youth Grant	0	1,600	13,911	12,311	769%
Pell Grants	36,000,000	37,981,777	39,000,000	1,018,223	3%
Supplemental Education Opportunity Grants (SEOG)	1,103,562	914,100	1,368,563	454,463	50%
W. D. Ford Direct Stafford Loan	3,000,000	4,303,705	4,538,120	234,415	5%
Total Federal Revenue	\$ 45,912,999	\$ 46,351,570	\$ 50,418,621	\$ 4,067,051	9%
State Revenue					
Basic Needs Centers and Staff Support	\$ 100,000	\$ 100,862	\$ 100,000	\$ (862)	-1%
Cal Grants	6,150,000	5,938,083	6,550,000	611,917	10%
California College Promise	39,000	25,150	39,000	13,850	55%
Chafee	0	2,500	500,000	497,500	19900%
Cooperative Agencies Resources Education (CARE)	138,000	237,000	138,000	(99,000)	-42%
Cooperating Agencies Foster Youth Education Support (CAFYES)	50,000	76,398	50,000	(26,398)	-35%
COVID-19 Recovery Block Grant	0	0	2,900,000	2,900,000	na
Disaster Relief Emergency	7,624	0	7,624	7,624	na
Dream Resource Liaisons	40,000	34,000	0	(34,000)	-100%
Emergency Financial Aid Grants Supplemental	0	0	808,830	808,830	na
Extended Opportunity Programs and Services	400,677	464,212	400,677	(63,535)	-14%
Homeless and Housing Insecure Pilot	100,000	97,732	100,000	2,268	2%
Restricted Lottery for Student Basic Needs	500,000	0	500,000	500,000	na

**Long Beach Community College District  
2023-2024 Adopted Budget  
Student Financial Aid Fund**

	ADOPTED	UNAUDITED	ADOPTED	CHANGE	
	BUDGET	ACTUAL	BUDGET	AMOUNT	PERCENT
	2022-2023	2022-2023	2023-2024		
Student Equity and Achievement Program	\$ 50,000	\$ 19,400	\$ 35,000	\$ 15,600	80%
Student Food and Housing Support	0	0	100,000	100,000	na
Student Success Completion	9,456,319	7,325,268	8,249,777	924,509	13%
<b>Total State Revenue</b>	<b>\$ 17,031,620</b>	<b>\$ 14,320,605</b>	<b>\$ 20,478,908</b>	<b>\$ 6,158,303</b>	<b>43%</b>
<b>Local Revenue</b>					
Burton Book Fund	\$ 0	\$ 6,000	\$ 5,000	\$ (1,000)	-17%
Pritzker-Guardian Scholars	30,000	31,500	1,500	(30,000)	-95%
USC Race and Equity Center Takeoff Grant	0	0	34,091	34,091	na
<b>Total Local Revenue</b>	<b>\$ 30,000</b>	<b>\$ 37,500</b>	<b>\$ 40,591</b>	<b>\$ 3,091</b>	<b>8%</b>
<b>TOTAL REVENUE</b>	<b>\$ 62,974,619</b>	<b>\$ 60,709,675</b>	<b>\$ 70,938,120</b>	<b>\$ 10,228,445</b>	<b>17%</b>
<b>EXPENDITURES</b>					
Americorps National Service Awards	\$ 40,000	\$ 10,380	\$ 40,000	\$ 29,620	285%
American Rescue Plan HEERF III	44,252	0	0	0	na
American Rescue Plan Institutional HEERF III	500,000	572,850	0	(572,850)	-100%
Basic Needs Centers and Staff Support	100,000	100,862	100,000	(862)	-1%
Burton Book Fund	0	6,000	5,000	(1,000)	-17%
Cal Grants	6,150,000	5,937,462	6,550,000	612,538	10%
California College Promise	39,000	25,150	39,000	13,850	55%
Chafee	0	2,500	500,000	497,500	19900%
Cooperative Agencies Resources Education (CARE)	138,000	237,000	138,000	(99,000)	-42%
Cooperating Agencies Foster Youth Education Support (CAFYES)	50,000	76,398	50,000	(26,398)	-35%
COVID-19 Recovery Block Grant	0	0	2,900,000	2,900,000	na
Disaster Relief Emergency	7,624	0	7,624	7,624	na
Dream Resource Liaisons	40,000	34,000	0	(34,000)	-100%

**Long Beach Community College District  
2023-2024 Adopted Budget  
Student Financial Aid Fund**

	ADOPTED	UNAUDITED	ADOPTED	CHANGE	
	BUDGET	ACTUAL	BUDGET	AMOUNT	PERCENT
	2022-2023	2022-2023	2023-2024		
Emergency Financial Assistance Grant	\$ 5,225,185	\$ 2,567,158	\$ 5,458,027	\$ 2,890,869	113%
Emergency Financial Aid Grants Supplemental	0	0	808,830	808,830	na
Extended Opportunity Programs and Services	400,677	464,212	400,677	(63,535)	-14%
Gang Involved Youth Grant	0	1,600	13,911	12,311	769%
Homeless and Housing Insecure Pilot	100,000	97,732	100,000	2,268	2%
Pell Grants	36,000,000	37,980,651	39,000,000	1,019,349	3%
Pritzker-Guardian Scholars	30,000	31,500	1,500	(30,000)	-95%
Restricted Lottery for Student Basic Needs	500,000	0	500,000	500,000	na
Student Equity and Achievement Program	50,000	19,400	35,000	15,600	80%
Student Food and Housing Support	0	0	100,000	100,000	na
Student Success Completion	9,456,319	7,324,617	8,249,777	925,160	13%
Supplemental Education Opportunity Grants (SEOG)	1,103,562	908,853	1,368,563	459,710	51%
USC Race and Equity Center Takeoff Grant	0	0	34,091	34,091	na
W. D. Ford Direct Stafford Loan	3,000,000	4,302,031	4,538,120	236,089	5%
<b>TOTAL EXPENDITURES</b>	<b>\$ 62,974,619</b>	<b>\$ 60,700,356</b>	<b>\$ 70,938,120</b>	<b>\$ 10,237,764</b>	<b>17%</b>
<b>OTHER OUTGO</b>					
INTERFUND TRANSFERS OUT					
To Unrestricted General Fund	\$ 0	\$ 9,319	\$ 0	\$ (9,319)	-100%
<b>TOTAL EXPENDITURES &amp; OTHER OUTGO</b>	<b>\$ 62,974,619</b>	<b>\$ 60,709,675</b>	<b>\$ 70,938,120</b>	<b>\$ 10,228,445</b>	<b>17%</b>
<b>OPERATING SURPLUS/(DEFICIT)</b>	<b>\$ 0</b>	<b>\$ 0</b>	<b>\$ 0</b>	<b>\$ 0</b>	<b>na</b>
Plus Beginning Balance	121,523	121,523	121,523	0	0%
<b>ENDING BALANCE</b>	<b>\$ 121,523</b>	<b>\$ 121,523</b>	<b>\$ 121,523</b>	<b>\$ 0</b>	<b>0%</b>
<b>FUND BALANCE CLASSIFICATIONS</b>					
Restricted Reserve	\$ 121,523	\$ 121,523	\$ 121,523	\$ 0	0%



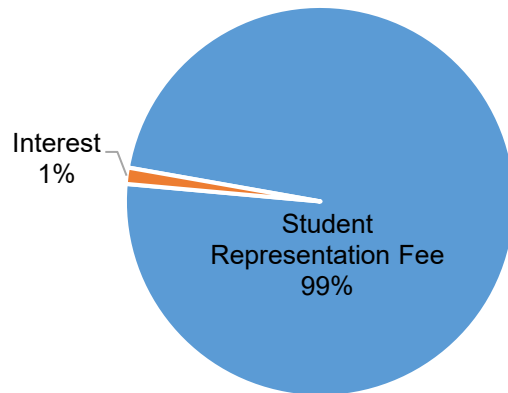
**Long Beach Community College District  
2023-2024 Adopted Budget**

**Student Representation Fee Fund**

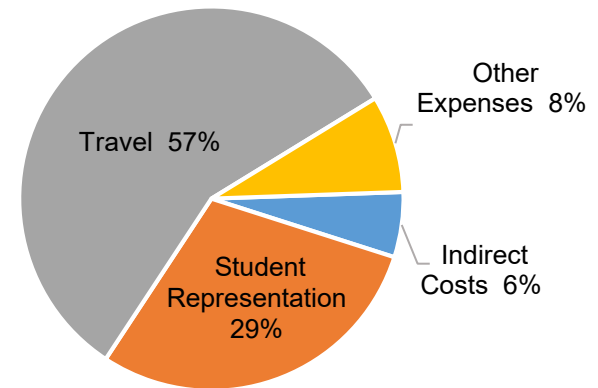
The Student Representation Fee Fund is used to account for moneys collected pursuant to EC §76060.5 that provides for a student representation fee of two dollars per semester. One dollar (\$1) of every two-dollar (\$2) fee collected shall be expended to establish and provide support for governmental affairs representatives of local or statewide student body organizations who may be stating their positions and viewpoints before city, county, and district governments and before offices and agencies of the state government, and support student participatory governance meetings and activities. The remaining dollar will be distributed to the Board of Governors to be expended on the establishment and to support the operations of a statewide community college student organization, recognized by the Board of Governors of the California Community Colleges.

Fees collected pursuant to EC §76060.5 shall be under the custody of the district's chief fiscal officer and, subject to approval of the governing board, shall be deposited or invested in one or more of the following ways: in an insured bank, state-chartered savings and loan association, credit union, centralized State Treasury system, or other depository or investment as authorized by EC §76063. The funds collected are deposited at Farmers and Merchants Bank in a fully insured account.

Adopted Budget 2023-24  
Revenue by Major Object Groups



Adopted Budget 2023-24  
Expenditures by Major Object Groups



**Long Beach Community College District  
2023-2024 Adopted Budget  
Student Representation Fee Fund**

	ADOPTED BUDGET 2022-2023	UNAUDITED ACTUAL 2022-2023	ADOPTED BUDGET 2023-2024	CHANGE	
				AMOUNT	PERCENT
<b>BEGINNING BALANCE</b>	\$ 119,638	\$ 119,638	\$ 122,650	\$ 3,012	3%
<b>REVENUE</b>					
Local Revenue					
Student Representation Fee	\$ 56,000	\$ 41,932	\$ 55,000	\$ 13,068	31%
Interest	100	406	750	344	85%
<b>TOTAL REVENUE</b>	<b>\$ 56,100</b>	<b>\$ 42,338</b>	<b>\$ 55,750</b>	<b>\$ 13,412</b>	<b>32%</b>
<b>EXPENDITURES</b>					
<b>SUPPLIES &amp; MATERIALS</b>					
Fuel	\$ 300	\$ 0	\$ 300	\$ 300	na
Other Supplies	800	0	400	400	na
<b>TOTAL SUPPLIES AND MATERIALS</b>	<b>\$ 1,100</b>	<b>\$ 0</b>	<b>\$ 700</b>	<b>\$ 700</b>	<b>na</b>
<b>CONTRACT SERVICES AND OPERATING EXPENSES</b>					
Travel and Conferences	\$ 40,000	\$ 14,961	\$ 40,000	\$ 25,039	167%
Postage	50	0	50	50	na
Other Services	0	1,729	5,000	3,271	189%
Indirect Costs	3,850	2,935	3,850	915	31%
<b>TOTAL CONTRACT SERVICES AND OPERATING EXPENSES</b>	<b>\$ 43,900</b>	<b>\$ 19,625</b>	<b>\$ 48,900</b>	<b>\$ 29,275</b>	<b>149%</b>
<b>OTHER OUTGO</b>					
To Board of Governors	\$ 29,591	\$ 19,701	\$ 20,600	\$ 899	5%
<b>TOTAL EXPENDITURES</b>	<b>\$ 74,591</b>	<b>\$ 39,326</b>	<b>\$ 70,200</b>	<b>\$ 30,874</b>	<b>79%</b>

**Long Beach Community College District  
2023-2024 Adopted Budget  
Student Representation Fee Fund**

	ADOPTED	UNAUDITED	ADOPTED	CHANGE	
	BUDGET 2022-2023	ACTUAL 2022-2023	BUDGET 2023-2024	AMOUNT	PERCENT
<b>OPERATING SURPLUS/(DEFICIT)</b>	\$ (18,491)	\$ 3,012	\$ (14,450)	\$ (17,462)	-580%
Plus Beginning Balance	119,638	119,638	122,650	3,012	3%
<b>ENDING BALANCE</b>	<b>\$ 101,147</b>	<b>\$ 122,650</b>	<b>\$ 108,200</b>	<b>\$ (14,450)</b>	<b>-12%</b>
<b>FUND BALANCE CLASSIFICATIONS</b>					
Restricted Reserve	\$ 101,147	\$ 122,650	\$ 108,200	\$ (14,450)	-12%