

ADOPTED BUDGET

Fiscal Year 2018-2019



LONG BEACH COMMUNITY COLLEGE DISTRICT

Long Beach City College

**LONG BEACH COMMUNITY COLLEGE DISTRICT
2018-2019 Adopted Budget**

Submitted by:

Reagan F. Romali, Ph.D.
Superintendent-President

To the:

Board of Trustees
Sunny Zia, President

Vivian Malauulu, Vice President
Dr. Virginia Baxter, Member

Douglas W. Otto, Member
Uduak-Joe Ntuk, Member

September 12, 2018

Long Beach Community College District

2018- 2019 Adopted Budget

Table of Contents

Superintendent’s Message	1
Budget Assumptions and Implications	12
Summary of All Expenditures and Other Outgo by Fund	19
Unrestricted General Fund (Fund #01)	20
Restricted General Fund (Fund #12)	27
Restricted Parking Program	38
Student Health Centers	40
Associated Student Body Fund (Fund #72).....	42
Capital Projects Fund (Fund #41)	45
Child and Adult Development (Fund #33)	51
Contract/ Community Education Fund (Fund #59)	55
General Obligation Bond Funds	59
Measure E (Fund #46)	66
Measure LB (Fund #47)	69
Retiree Health Fund (Fund #79)	71
Self Insurance Fund (Fund #61)	74
Student Financial Aid Fund (Fund #74)	78
Student Representation Fee Fund (Fund #71)	81
Veterans Stadium Operations Fund (Fund #58)	83

**Long Beach Community College District
2018-2019 Adopted Budget**

Superintendent's Message

September 12, 2018

Board of Trustees
Long Beach, California 90808

Board President, Members of the Board, and Members of the Community:

On June 27, 2018, Governor Brown signed the final State Budget of his career. Seven and a half years ago he inherited a \$27 billion budget deficit. His 2018-19 Budget includes a rainy day fund of \$13.8 billion (the constitutional maximum). The Budget also includes several trailer bills and results in a total investment in Proposition 98 (K-14 education) of \$478.4 billion, an increase of \$2.8 billion over last year. The major features for Community Colleges are the new online community college and the new community college funding formula, which will be phased in over three years.

The Budget version of the funding formula does not include all of the Chancellor's recommendations, but it does include provisions that should mitigate the negative impact on apportionment funding for Long Beach City College (LBCC). In addition, the Budget maintains funding for the California College Promise (AB 19) with \$46 million. More details of these initiatives, highlights of the rest of the Budget, and estimates for LBCC are as follows:

- Overall increase to apportionments is \$269.6 million, which includes \$151 million for the base allocation and \$24 million for the hold-harmless provision as well as the COLA (cost of living adjustment) allocation below.
- \$182 million (2.71%) COLA, which is \$3.2 million for LBCC.
- Three-Year Phase-in — The formula is designed to provide 70% base allocation, 20% for equity allocation, and 10% for the student success allocation in 2018-19 (a 70-20-10 split), with a 65-20-15 split in 2019-20 and a 60-20-20 split in 2020-21.

**Long Beach Community College District
2018-2019 Adopted Budget**

Superintendent's Message

- Base Grants (70% in 2018-19) — District base grants determined by three-year rolling average FTES enrollment. Noncredit FTES is funded at existing rates.
- Supplemental Grant (20% in 2018-19) — Supplemental grants based on the number of low-income students that the district enrolls reflecting three factors: (1) headcount of all students who receive a College Promise Grant fee waiver (formerly known as the BOG Waiver); (2) Pell Grant recipient headcount enrollment; and (3) AB540 students per the California Dream Grant application.
- Student Success Incentive Grant (10% in 2018-19) — Funding based on an elaborate point system derived from the following measures:
 - Progress
 - Transfer-level mathematics and English within first year
 - Outcomes
 - AA/AS degrees
 - Transfer to any accredited 4-year institution
 - ADT
 - Credit certificates 18 units or greater
 - 9 CTE units
 - Wages
 - Regional living wage after one year
- “Summer Shift” – continues. This provision continues the district’s ability to choose the fiscal year in which to report specified summer FTES for summer enrollment that overlaps fiscal years.
- Stability funding – continues. Total apportionment will be equal to the greater of the current year or prior year apportionment calculated.
- Hold Harmless Provision—Extended for the next three years. Districts that do not earn apportionment equal to 2017-18 funding under the new formula would be held harmless to at least 2017-18 funding levels plus COLA for 2018-19, 2019-20 and 2020-21.

**Long Beach Community College District
2018-2019 Adopted Budget**

Superintendent's Message

- \$7.8 million (2.71%) COLA for categorical programs (DSPS, EOPS, CalWORKs, and Child Care Tax Bailout), which is about \$80,000 for LBCC.
- \$21.5 million (2.71%) COLA for the Adult Education Block Grant. Approximately \$49,000 for LBCC.
- \$46 million for the implementation of the California College Promise (AB19). This grant is available for all districts that follow the provisions of the bill. Allocation for LBCC is \$848,424.
- \$28.5 million for Deferred Maintenance and Instructional Equipment. No match requirement. \$472,595 for LBCC, which will be allocated 100% to instructional equipment.
- 21 (15 continuing and 6 new) Proposition 51 facilities bond projects are approved in the State Budget. \$50 million is allocated in the 2018-19 budget. Two LBCC projects, which were approved in the 2017-18 budget, continue:
 - Buildings M & N at LAC
 - Construction Trades Phase 1, Building MM at PCC
- Consolidation of the Student Success and Support Program (SSSP), the Student Equity Program, and the Student Success for Basic Skills Program into a block grant program. No funding change.
- \$120 million (\$100 million one-time and \$20 million ongoing) to establish the California Online Community College. This new fully online community college will provide critical education and economic opportunities to specified working adult learners.
- \$40.7 million augmentation for the consolidation of the Full-Time Student Success Grant and the Community College Completion Grant programs into the Student Success Completion Grant. The state has not allocated all of the budgeted amount. LBCC's initial allocation is less than the combined amount allocated in 2017-18.
- \$18.5 million (\$13.5 million one-time and \$5 million ongoing) Student Financial Aid Technology Allocation. \$233,342 allocation for LBCC.

**Long Beach Community College District
2018-2019 Adopted Budget**

Superintendent's Message

- Other one-time allocations include \$35 million for online initiative competitive grants; \$50 million for full-time faculty hiring; \$10 million for student hunger grant; \$10 million for mental health grant; \$10 million for legal assistance for undocumented students and \$8.5 million for veterans' resources.

The Adopted Budget includes 13 funds totaling \$1.2 billion and is based on the attached budget assumptions developed by the Budget Advisory Committee.

Unrestricted General Fund

We continue to strategically evaluate staffing. We hired eight new full-time faculty for 2018-19. The District offered a Supplemental Employee Retirement Plan (SERP). The SERP was offered to full-time faculty, management and permanent classified staff. Employees were offered a benefit based on 70% of their annual salary. To be eligible, employees had to be older than 50 by June 30, 2018; have at least 5 years of service with the District; be eligible to retire from STRS/PERS; retire from the District by June 30, 2018, and enroll in the SERP program between May 1 and June 12, 2018. 53.5 employees (17 faculty, 11 management and 25.5 classified) enrolled for the SERP. Total net savings included in the 2018-19 unrestricted general fund budget is \$2.3 million based on the following:

Total gross savings	\$3,662,979
Backfill for 14 instructors	(612,147)
SERP premium (includes commission)	<u>(705,309)</u>
Total net SERP savings	\$2,345,523

Previously negotiated salary agreements are included in the Adopted Budget. Part-time faculty receive a 2% ongoing increase for 2018-19. Full-time classified employees received a 3% ongoing increase effective July 1, 2017; an increase of 2.71% (the greater of 2.15% or funded COLA) effective July 1, 2018; and an increase of the greater of 2.35% or funded COLA effective July 1, 2019. Full-time faculty received a 1% on-schedule increase and a 2% off-schedule bonus retroactive to July 1, 2016; a 1.5% on-schedule increase effective July 1, 2017. They also received a 1.5% on-schedule increase effective July 1, 2018, along with an increase in

**Long Beach Community College District
2018-2019 Adopted Budget**

Superintendent's Message

the minimum amount of reassigned time for department heads to 50% from 20% and increasing lab parity to 0.9 from 0.75; and a 1.85% on-schedule increase effective July 1, 2019.

The 2017-18 Adopted Budget included an operating deficit of (\$8.8) million. Due to various factors, we were able to reduce the deficit spending to a (\$0.3) million with ending fund balance of \$30.2 million at June 30, 2018. The major factor is that \$4.4 million of one-time project budgets were not spent in 2017-18 and will carry over into future years. We also earned \$0.6 million in additional apportionment revenue due to the deficit factor decreasing to 0% by year-end. We also had increases to total other state and local revenue as well as salary savings due to vacancies and other expense savings due to not all contracts spent during the fiscal year and expense spending below budgets.

I am recommending a proposed Adopted Budget with an operating deficit of \$3.6 million resulting in a \$26.6 million (19.4%) ending fund balance at June 30, 2019. The lack of significant apportionment revenue increases, increased budgets to cover increased pay rates, increased health insurance premiums and pension cost increases contribute to the deficit. Much of the recent funding provided has been one-time or non-discretionary funding. The new funding formula adds to our budget challenges. We know that pension contributions will continue to increase significantly in future years, so we need to plan ahead.

Of the \$3.6 million budget deficit in the 2018-19 Adopted Budget, \$1.0 million is one-time expenditures, including carryover funds for Business Process Reviews and mandated cost projects.

The remaining \$2.6 million of the deficit is a structural deficit, related to ongoing expenditures. Without additional enrollment growth in future years, and the uncertainty of funding in future years due to the new funding formula, we will need to reduce our expenditures in order to address the deficit. That work continues. We will be collaborating with the campus community and Budget Advisory Committee to further identify expenditure savings suggestions that can be incorporated into the 2019-2020 budget. In order to better explain the operating deficit, I have provided more details below for both revenue and expenditure changes.

**Long Beach Community College District
2018-2019 Adopted Budget**

Superintendent's Message

Revenues: Major increase / (decrease):

Changes from 2017-18 - Unaudited Actuals		Comments
Apportionment	\$2,952,768	<p>The increase is the net of:</p> <ul style="list-style-type: none"> • \$3.2 million 2.71% COLA • \$0.6 million increase due to no projected faculty obligation penalty in 2018-19 • (\$0.5) million due to 0.5% budgeted deficit factor • (\$0.3) million decrease due to prior year apportionment recalculation revenue
Other State Revenue	(\$1,152,208)	<p>The decrease is the net of:</p> <ul style="list-style-type: none"> • (\$0.6) million decrease in one-time Mandated Cost revenue • (\$0.5) million decrease in state lottery revenue

**Long Beach Community College District
2018-2019 Adopted Budget**

Superintendent's Message

Expenditures: Major increases / (decreases):

Changes from 2017-18 - Unaudited Actuals		Comments
Total Academic Salaries	\$439,222	The increase is due mainly to hiring 8 new full-time faculty and negotiated salary increases, offset by decrease in full-time instructional salaries for 17 faculty retirees, and an increase in part-time teaching salaries to backfill for retirees.
Total Classified Salaries	\$54,148	Almost no change (0.2%) is due to negotiated salary increases, step and column increases, and the assumption that vacancies will be filled. These increases will be offset by salary savings from SERP retirees.
Total Benefits	\$2,467,216	The increase is due to the increase in positions, salaries, and increases to certain benefit rates, most notably the 1.85% for STRS, the 2.531% for PERS, the 2.2% increase to health and welfare benefits, and the additional \$0.7 million SERP payment for the 2017-18 retirees.
Contract Services and Operating Expenses	\$1,164,037	The increase is mainly due to the increase in professional services and other expenses less the decrease for the cost of elections, which are held every other year.

**Long Beach Community College District
2018-2019 Adopted Budget**

Superintendent's Message

Reserves

Board Policy requires a minimum 5.5% reserve in the Unrestricted General Fund. Therefore, \$7.5 million has been budgeted for this purpose. \$12.8 million has been reserved for the Institutional Effectiveness goal. This is between the Institutional Effectiveness short-term goal of 7.0% (12.5% when combined with the 5.5% Board minimum) and the long-term goal of 9.5% (15% when combined with the 5.5% Board minimum). Additionally, \$3.4 million is reserved for business process review expenditures planned for future years, and \$2.9 million has been reserved for vacation and load banking. If it becomes necessary to use any reserves, it will be formally reported to the Board in the Fiscal Services agenda items. The Quarterly Budget Performance Reports will also identify the use of any reserves.

Restricted General Fund

The total Restricted General Fund budget is \$42.8 million. Included in this fund are programs funded from external sources. The revenue from these sources must be used for the purposes specified by the external funding sources. Included in this fund are: the Small Business Development Centers, Perkins Grants, Adult Education, state categorical funds for Disabled Students Programs and Services (DSPS), Equal Opportunity Programs and Services (EOPS), Basic Skills, Student Success and Support Program (SSSP), Student Equity, Strong Workforce, Guided Pathways, the Student Financial Aid Administration Allowance, CalWORKs, Career Technical Education, Innovation in Higher Education and other state-supported programs. This fund also includes the locally funded Parking Program and the Student Health Centers.

General Obligation Bond Funds

A total of \$440 million in bonds was authorized under the 2008 Measure E bonds. The first \$48.4 million of these bonds were sold in July 2008. The District issued the second series of general obligation bonds totaling \$237 million in December 2012 to repay the \$150 million Bond Anticipation Notes (BAN) and to fund ongoing bond projects. \$83.5 million of those bonds were refunded in December 2017, which will provide \$21.4 million

**Long Beach Community College District
2018-2019 Adopted Budget**

Superintendent's Message

in savings to taxpayers over the life of the bonds. A total of \$850 million in bonds was authorized under 2016 Measure LB. \$3.2 million from 2008 Measure E and \$81.8 million from 2016 Measure LB were issued in September 2016 for a total of \$85 million. Four major projects at the Pacific Coast Campus and seven major projects at the Liberal Arts Campus are planned for the 2018-19 fiscal year.

Other Funds

Other funds are balanced. In the Capital Projects Fund, the state budget has again provided scheduled maintenance funds. As noted above, our Buildings M and N project and the Construction Trades Phase 1 (Building MM) project have been approved for state capital outlay funding. Certain redevelopment revenues must be split between property tax revenue and restricted capital outlay revenue. This capital outlay portion is recorded in the Capital Projects Fund. Please see the following pages for more specific information about other funds.

Next Steps

The Adopted Budget provides the college administration with spending authority to operate the College during the 2018-19 fiscal year.

The funding formula is a major shift in district funding, and the long-term impact could be dramatic. We will continue to present details of the new funding formula to the campus community. The new funding formula and the new California College Promise (AB 19) funding require colleges to implement certain procedures. For the new funding formula, all districts must adopt goals that are aligned with the Chancellor's Vision for Success by January 1, 2019. To be eligible for California College Promise funding, all districts must certify compliance with the requirements of AB 19 by September 1, 2018.

**Long Beach Community College District
2018-2019 Adopted Budget**

Superintendent's Message

As a hold harmless district, we expect to receive 2017-18 funding plus COLA over the next three years. We do not anticipate receiving any base increases or other apportionment increases in the current or future State Budgets over the next three years. We face the possibility of decreased apportionment revenue in the fourth year, when the hold harmless provision ends. To try to increase our future revenue, we will work to improve all three funding factors in the new funding formula. We continue to strive to improve our base allocation by improving enrollment. We are also focused on improving our supplemental allocation and student success allocation by targeting factors for improvement including identifying Pell grant eligible students, and increasing various degree, certificate and transfer counts.

Flat and possibly declining revenues, along with increasing costs for operations, personnel, pensions and health insurance, lead to significant projected budget deficits. We are in the process of a three-phase deficit reduction plan, which includes reorganizations and certain budget cuts.

As we work toward the goals of the Chancellor's vision for success and our strategic plan, we also continue to face the following challenges:

- **Enrollment** – the goal is to reach 20,133 FTES; however, declining enrollment is a challenge throughout the state. The new funding formula includes other metrics, but FTES remains the single largest factor to our funding.
- **Pension Obligations** – STRS and PERS obligations will continue to increase rapidly in the upcoming years.
- **Deficit Spending** – as noted above, the 2018-19 Adopted Budget includes a \$3.6 million deficit. \$1.0 million of that is due to one-time projects. We need to continue monitoring ongoing expenditures and

**Long Beach Community College District
2018-2019 Adopted Budget**

Superintendent's Message

identify budget cuts to ensure that structural deficits do not become unmanageable on a long-term basis.

- **Success Metrics** – we will work together to implement processes to help us reach our targeted factors for improvement goals, which will improve results for our students, including degree and certificate attainment and transfers.

Respectfully submitted,



Reagan F. Romali, Ph.D.
Superintendent-President

**Long Beach Community College District
2018-2019 Adopted Budget**

Budget Assumptions and Implications

The following Budget Assumptions and Implications were recommended by the Budget Advisory Committee (BAC).

I. ORGANIZATION

The organization of the budget will be the same as 2017-18. There will be potential budget redirections in response to both the State's budget impact and the priority as identified by the College Planning Committee (CPC) for 2018-19 Institutional Priorities as follows:

In compliance with all regulations and laws, and in alignment with the Strategic Plan goals: innovate to achieve equitable student success, accelerate college readiness, build community, and invest in people and support structures for transformation. The College will primarily focus on:

- Creating guided pathways and roadmaps
- Maintaining fiscal viability
- Expanding our profile within the community to enhance enrollment
- Supporting equitable student success through innovation
- Increasing student retention, completion, and transfer
- Implementing our Strategic Enrollment Management Plan priorities

**Long Beach Community College District
2018-2019 Adopted Budget**

Budget Assumptions and Implications

II. UNRESTRICTED GENERAL FUND BUDGET GUIDELINES

The Tentative Budget is based on the Governor's budget.

- A. Deficit spending will be minimized.
- B. Our FTES targets will be 20,132.70 (19,637.37 credit, 108.52 non-credit, and 386.81 enhanced non-credit). The amount budgeted represents a 943 FTES decrease from our 2016-17 base FTES level. That would create a corresponding decrease in apportionment revenue under the current funding formula. The impact of FTES on apportionment is reduced under the new funding formula (see II. H. below).
- C. Carryover will only exist for the one-time allocations provided in previous years specific to the One-Time Mandated Cost items, technology refresh, professional development, instructional equipment, and mobile application deployment. All other unexpended funds will become part of the ending balance and will be budgeted in the subsequent budget year.
- D. Expenditure of one-time monies will be based on the College Priorities, as derived from the planning process.
- E. Essential operational and maintenance functions of the college will be funded.
- F. Total Cost of Ownership principles shall be employed in departmental planning and budgeting processes.
- G. Any expense eligible to be funded using categorical or grant dollars will be budgeted in the eligible categorical or grant program.

**Long Beach Community College District
2018-2019 Adopted Budget**

Budget Assumptions and Implications

- H. The Governor's Budget includes significant changes to the funding formula. The new formula calls for 70% of funding to be based on FTES, 20% based on low-income students served, and 10% based on student-centered success metrics. The formula includes a hold harmless clause that allows districts to receive at least the same funding received in 2017-18 plus ongoing COLA for the next three years.

III. RESERVE ASSUMPTIONS

- A. The District will maintain an unrestricted reserve for contingencies of 5.5% of unrestricted expenditures and other outgo in accordance with Board policy. The fiscal stability trigger established by the Chancellor's Office is a minimum prudent unrestricted general fund balance reserve of 5% (calculated as a percentage of expenditures and other outgo).
- B. To comply with the Chancellor's Office guidelines, Institutional Effectiveness reserve goals have been established. The short-term goal is 12.5% and the long-term goal is 15% (including the 5.5% Board minimum).
- C. The liability reserve for load banking is the amount required to fund a reasonable portion of the cash value of accumulated academic workload teaching units. The full value of the reserve is calculated by multiplying the total units banked, times the average hourly teaching rate, times 17.5 weeks. This liability is at \$2,319,341 as of June 30, 2018.
- D. A restricted liability reserve is included for year-end vacation liability. This reserve is equivalent to three months' accrued vacation pay based on the hours of vacation on the District books as of June 30 for each employee. This liability is estimated at \$587,885.

**Long Beach Community College District
2018-2019 Adopted Budget**

Budget Assumptions and Implications

IV. FEDERAL REVENUE CHANGES

Any increases or decreases in federal income for a project or program will be accompanied by corresponding increases or decreases in expenditures.

V. STATE REVENUE ASSUMPTIONS AND IMPLICATIONS

- A. A 0.5% deficit factor will be included to offset a possible short fall from apportionment revenues.
- B. We are budgeting a 2.71% COLA based on the new funding formula in the Governor's Budget. State projections indicate that funding for LBCCD would be below our prior year (2017-18) funding. The hold harmless clause provides funding at the prior year level, plus a COLA increase.
- C. It is expected that we will be funded at our prior year (2017-18) funding level plus COLA based on the new formula. This would provide no additional growth revenue. Any excess revenue will go toward deficit reduction and/or facilities and technology reserves.
- D. Categorically funded programs (such as SSSP, Student Equity, EOPS, DSPS, etc.) income estimates will reflect figures in the State budget.
- E. Estimates for lottery income are those provided by the California Community Colleges Chancellor's Office. Approximately 25% of the lottery allocation is restricted to instructional materials only. The unrestricted portion of the lottery allocation will be used for utilities expenses.
- F. Any block grants will be for one-time purposes and will not incur on-going costs into the future. The State Budget includes an allocation for LBCC for the deferred maintenance and instructional equipment block grant. These funds will be allocated 100% to instructional equipment for 2018-19.

**Long Beach Community College District
2018-2019 Adopted Budget**

Budget Assumptions and Implications

VI. LOCAL REVENUE ASSUMPTIONS

- A. Local revenue sources are interest, facilities rental, publications, and surplus items. Total interest income, with the interest rate provided by Los Angeles County Treasurer, will be budgeted conservatively.
- B. Excess income generated over the costs of operations and established reserves from international students or District sponsored events that generate additional revenue, will be placed in the Unrestricted General Fund. Excess income from facilities rental operations over the costs of operations and established reserves may be placed in the Capital Projects Fund.
- C. Special Revenue Fund budgets, such as Community/Contract Education, and Veterans Stadium Operations will generate sufficient income to cover expenses.

VII. EXPENSE ASSUMPTIONS

- A. All budgeted appropriations will be available for expenditure.
- B. Expenditures for federal and state categorically funded programs will not exceed the program income and mandated local contribution, except those identified within the line item budgets.
- C. Salary expenses will be budgeted to cover all board approved salary changes; step and column increases; and longevity increments for all employees. Only vacant positions deemed absolutely essential will be budgeted. This includes 8 new full-time faculty positions.

**Long Beach Community College District
2018-2019 Adopted Budget**

Budget Assumptions and Implications

VII. EXPENSE ASSUMPTIONS (continued)

D. Health and welfare benefit costs will be estimated using the best information available, including multi-year trends. The rate increases/decreases are as follows:

Blue Cross PPO: 0%	Delta Dental PPO: 0%
Blue Cross HMO: +10.0%	Delta Dental HMO: 0%
Kaiser: -0.5%	VSP: 0%
Mental Health Network EAP: +2.0%	Basic Life/AD&D: 0%

These increases/decreases combined currently result in a 2.2% blended rate increase.

E. Other Payroll related benefits will be budgeted based upon the rates established by the regulatory agencies. Currently the rates are as follows: PERS 18.062% (2.531% increase), STRS 16.280% (1.85% increase), Workers' Compensation 1.8070% (0.1243% decrease), SUI 0.05% (no change), and Retiree Benefits 5.763% (1.947% decrease).

F. Any purchases initiated during the year will be completed before the end of the year.

G. The part-time hourly budget will contain sufficient dollars to meet the FTES target in accordance with the class schedules.

H. Throughout the year, any savings incurred from vacant classified positions may be transferred to cover the cost of a limited-term employee (LTE) while the permanent position is in recruitment.

I. Faculty substitutes will be provided as needed to meet minimum course requirements as funds are available.

**Long Beach Community College District
2018-2019 Adopted Budget**

Budget Assumptions and Implications

VII. EXPENSE ASSUMPTIONS (continued)

- J. GASB 74 and 75 require districts to report their full retiree health benefits on their audited financial statements. Consequently, the Annual Required Contribution (ARC) is no longer included in actuarial studies. For budgeting purposes, we have requested and received a letter from our actuary with the amount of our ARC if it was still required. The ARC for the Retiree Health Benefits as noted in the actuarial letter as of June 30, 2017 is \$4,112,718. This represents approximately 5.763% of covered payroll.
- K. Unspent funds budgeted for Business Process Reviews will be carried over to the next fiscal year. Budget is for reviews and to implement recommendations in the areas of Admissions and Records, Degree Audit, Counseling, Cashiering, Human Resources, Payroll and Fiscal Services.

VIII. OTHER ASSUMPTIONS

- A. All grants will be carefully evaluated as to the “District match(es)” and any financial obligation beyond the term of the grant so as not to place a burden on the budget in future years.

**Long Beach Community College District
2018-2019 Adopted Budget
Summary of All Expenditures & Other Outgo by Fund**

	ADOPTED	UNAUDITED	ADOPTED	CHANGE	
	BUDGET 2017-2018	ACTUAL 2017-2018	BUDGET 2018-2019	AMOUNT	PERCENT
UNRESTRICTED GENERAL FUND	\$ 138,927,705	\$ 132,077,593	\$ 137,226,191	\$ 5,148,598	4%
RESTRICTED GENERAL FUND	\$ 46,986,829	\$ 37,617,956	\$ 42,854,469	\$ 5,236,513	14%
ASSOCIATED STUDENT BODY FUND	\$ 1,127,348	\$ 925,940	\$ 1,152,735	\$ 226,795	24%
CAPITAL PROJECTS FUND	\$ 13,151,682	\$ 6,199,007	\$ 34,874,751	\$ 28,675,744	463%
CHILD AND ADULT DEVELOPMENT FUND	\$ 1,930,861	\$ 1,891,434	\$ 2,015,409	\$ 123,975	7%
CONTRACT/COMMUNITY EDUCATION FUND	\$ 1,212,244	\$ 304,425	\$ 1,379,841	\$ 1,075,416	353%
GENERAL OBLIGATION BOND FUND 2008 MEASURE E	\$ 141,880,242	\$ 3,645	\$ 96,160,773	\$ 96,157,128	2638056%
GENERAL OBLIGATION BOND FUND 2016 MEASURE LB	\$ 785,512,738	\$ 25,488,395	\$ 806,944,081	\$ 781,455,686	3066%
RETIREE HEALTH FUND	\$ 3,331,611	\$ 2,959,012	\$ 3,858,891	\$ 899,879	30%
SELF INSURANCE FUND	\$ 1,195,472	\$ 967,636	\$ 1,197,543	\$ 229,907	24%
STUDENT FINANCIAL AID FUND	\$ 43,851,041	\$ 44,329,221	\$ 45,451,069	\$ 1,121,848	3%
STUDENT REPRESENTATION FUND	\$ 62,580	\$ 42,113	\$ 59,000	\$ 16,887	40%
VETERANS STADIUM OPERATIONS FUND	\$ 1,242,225	\$ 1,301,726	\$ 1,303,217	\$ 1,491	0%
TOTAL EXPENDITURES & OTHER OUTGO	\$ 1,180,412,578	\$ 254,108,103	\$ 1,174,477,970	\$ 920,369,867	362%

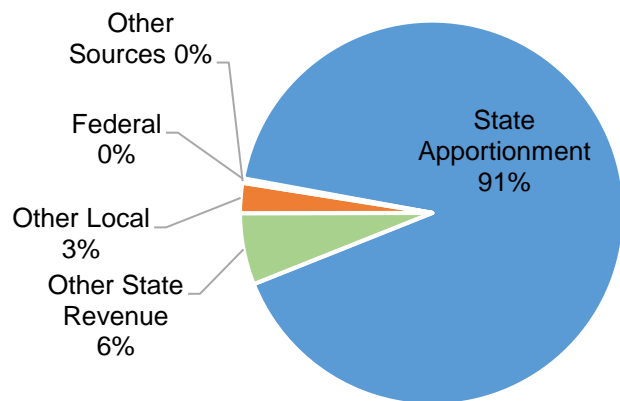
Long Beach Community College District
2018-2019 Adopted Budget

Unrestricted General Fund

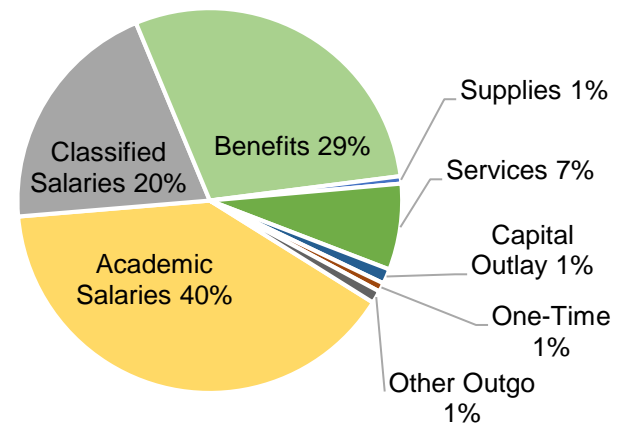
The Unrestricted General Fund is used for the operating expenses of the District. The primary revenue source for the Unrestricted General Fund budget is apportionment revenue. It is a combination of student enrollment fees, local property taxes and state apportionment revenue. Under the current funding formula, in effect 2017-18, apportionment is based mainly on full-time equivalent students (FTES). The 2018-19 Budget includes a change, which makes funding based on a combination of FTES, low-income students served and student success metrics.

The pie charts below present a graphic picture of the Unrestricted General Fund budgeted revenues and expenditures broken out by the major account groups. As noted above, state apportionment includes state and local revenue components.

Adopted Budget 2018-19
Revenue by Major Object Groups



Adopted Budget 2018-19
Expenditures by Major Object Groups



**Long Beach Community College District
2018-2019 Adopted Budget
Unrestricted General Fund**

	ADOPTED	UNAUDITED	ADOPTED	CHANGE	
	BUDGET	ACTUAL	BUDGET	AMOUNT	PERCENT
	2017-2018	2017-2018	2018-2019		
BEGINNING BALANCE	\$ 30,472,700	\$ 30,472,700	\$ 30,220,553	\$ (252,147)	-1%
REVENUE					
Federal Revenue	\$ 150,000	\$ 140,231	\$ 140,000	\$ (231)	0%
State Principal Apportionment					
State General Apportionment	\$ 65,091,730	\$ 60,499,758	\$ 65,008,283	\$ 4,508,525	7%
Education Protection Account	15,088,572	16,588,652	16,531,103	(57,549)	0%
Property Taxes	31,653,163	35,292,827	33,290,883	(2,001,944)	-6%
Enrollment Fee Revenue @ 98%	6,415,314	6,736,732	6,904,068	167,336	2%
Sub Total	\$ 118,248,779	\$ 119,117,969	\$ 121,734,337	\$ 2,616,368	2%
Prior Year Adjustment					
Prior Year Recalculation	\$ 0	\$ 186,452	\$ 0	\$ (186,452)	-100%
Prior Year Adjustment for Education Protection Account	0	158,215	0	(158,215)	-100%
General apportionment Adjustment for Full-Time Faculty	0	(681,067)	0	681,067	-100%
Sub Total Prior Year Adjustment	\$ 0	\$ (336,400)	\$ 0	\$ 336,400	-100%
Total State Principal Apportionment	\$ 118,248,779	\$ 118,781,569	\$ 121,734,337	\$ 2,952,768	2%
Other State Revenue					
California College Promise Administration	\$ 315,997	\$ 315,997	\$ 343,534	\$ 27,537	9%
Mandated Cost Reimbursement	590,841	590,841	554,961	(35,880)	-6%
One-Time Mandated Costs	0	580,242	0	(580,242)	-100%
Part-time Faculty Compensation	430,344	440,636	388,141	(52,495)	-12%
State Lottery	3,121,772	3,336,344	2,856,165	(480,179)	-14%
STRS On-Behalf Payments	3,878,111	3,929,041	3,898,092	(30,949)	-1%
Total Other State Revenue	\$ 8,337,065	\$ 9,193,101	\$ 8,040,893	\$ (1,152,208)	-13%

**Long Beach Community College District
2018-2019 Adopted Budget
Unrestricted General Fund**

	ADOPTED BUDGET 2017-2018	UNAUDITED ACTUAL 2017-2018	ADOPTED BUDGET 2018-2019	CHANGE AMOUNT	PERCENT
Local Revenue					
From LBCC Auxiliary	\$ 106,337	\$ 106,154	\$ 106,154	\$ 0	0%
Enrollment Fee Revenue @ 2%	130,925	137,484	140,899	3,415	2%
International Student Fees	840,000	840,378	840,000	(378)	0%
Nonresident Tuition Fees	1,000,000	1,205,042	1,200,000	(5,042)	0%
Materials Fees	143,129	150,697	162,148	11,451	8%
Summer Recreation Program	60,000	36,533	37,000	467	1%
Other Local Revenue	816,300	883,346	895,700	12,354	1%
Total Local Revenue	<u>\$ 3,096,691</u>	<u>\$ 3,359,634</u>	<u>\$ 3,381,901</u>	<u>\$ 22,267</u>	<u>1%</u>
TOTAL REVENUE	<u>\$ 129,832,535</u>	<u>\$ 131,474,535</u>	<u>\$ 133,297,131</u>	<u>\$ 1,822,596</u>	<u>1%</u>
OTHER FINANCING SOURCES					
Sale of Surplus Equipment	\$ 18,000	\$ 27,572	\$ 25,000	\$ (2,572)	-9%
INTERFUND TRANSFERS IN					
From Contract Education/Community Education Fund					
Instructional Departments	\$ 3,591	\$ 3,339	\$ 15,675	\$ 12,336	369%
From Capital Projects Fund (Rent from East Campus)	320,000	320,000	320,000	0	0%
TOTAL OTHER FINANCING SOURCES	<u>\$ 341,591</u>	<u>\$ 350,911</u>	<u>\$ 360,675</u>	<u>\$ 9,764</u>	<u>3%</u>
TOTAL REVENUE AND OTHER FINANCING SOURCES	<u>\$ 130,174,126</u>	<u>\$ 131,825,446</u>	<u>\$ 133,657,806</u>	<u>\$ 1,832,360</u>	<u>1%</u>

**Long Beach Community College District
2018-2019 Adopted Budget
Unrestricted General Fund**

	ADOPTED BUDGET 2017-2018	UNAUDITED ACTUAL 2017-2018	ADOPTED BUDGET 2018-2019	CHANGE AMOUNT	PERCENT
EXPENDITURES					
ACADEMIC SALARIES					
Academic Instructional Salaries	\$ 25,863,267	\$ 26,781,495	\$ 25,015,396	\$ (1,766,099)	-7%
Academic Administrator Salaries	4,284,523	4,086,474	4,052,422	(34,052)	-1%
Department Head/Coordinator Salaries	2,352,180	2,635,937	2,876,193	240,256	9%
Full Time Counselor Salaries	2,461,468	2,582,880	2,469,536	(113,344)	-4%
Full Time Librarian Salaries	626,031	652,426	650,852	(1,574)	0%
Academic Hourly Instructional Salaries	16,459,918	16,167,823	17,892,024	1,724,201	11%
Academic Hourly Non-Instructional Salaries	1,180,888	857,326	1,200,320	342,994	40%
Librarian Hourly Salaries	442,685	395,845	442,685	46,840	12%
TOTAL ACADEMIC SALARIES	\$ 53,670,960	\$ 54,160,206	\$ 54,599,428	\$ 439,222	1%
CLASSIFIED SALARIES					
Classified Non-Instructional Salaries	\$ 16,077,486	\$ 15,724,015	\$ 16,680,499	\$ 956,484	6%
Classified Manager/Supervisor Salaries	5,729,354	5,517,799	5,520,948	3,149	0%
Confidential Salaries	1,372,004	1,231,072	1,193,966	(37,106)	-3%
Classified Instructional Salaries	2,529,398	2,525,679	2,671,295	145,616	6%
Classified Hourly Non-Instructional Salaries	592,500	1,630,731	603,315	(1,027,416)	-63%
Classified Hourly Instructional Salaries	862,859	833,198	846,619	13,421	2%
TOTAL CLASSIFIED SALARIES	\$ 27,163,601	\$ 27,462,494	\$ 27,516,642	\$ 54,148	0%
BENEFITS					
Benefits	\$ 38,596,999	\$ 37,191,077	\$ 38,952,985	\$ 1,761,908	5%
Early Retirement Incentives	468,583	468,583	1,173,891	705,308	151%
TOTAL BENEFITS	\$ 39,065,582	\$ 37,659,660	\$ 40,126,876	\$ 2,467,216	7%

**Long Beach Community College District
2018-2019 Adopted Budget
Unrestricted General Fund**

	ADOPTED BUDGET 2017-2018	UNAUDITED ACTUAL 2017-2018	ADOPTED BUDGET 2018-2019	CHANGE AMOUNT	PERCENT
SUPPLIES AND MATERIALS					
Commencement Expenses	\$ 57,386	\$ 15,310	\$ 19,905	\$ 4,595	30%
Instructional Supplies (Contract/Community Education Profit Share Account)	6,546	4,360	4,883	523	12%
Instructional Material Fees	158,736	122,903	208,207	85,304	69%
Fuel	66,775	52,471	61,975	9,504	18%
Hospitality	96,992	67,255	80,283	13,028	19%
Other Supplies	552,524	474,875	476,927	2,052	0%
TOTAL SUPPLIES AND MATERIALS	\$ 938,959	\$ 737,174	\$ 852,180	\$ 115,006	16%
CONTRACT SERVICES AND OPERATING EXPENSES					
Professional Services	\$ 3,734,680	\$ 3,425,693	\$ 3,975,789	\$ 550,096	16%
Travel and Conferences	342,507	200,079	269,571	69,492	35%
Air Quality Management District Site Fees	35,000	32,453	35,000	2,547	8%
Staff Development	19,042	15,343	21,562	6,219	41%
Dues and Memberships	201,144	181,028	195,260	14,232	8%
Insurance	11,356	(100)	11,356	11,456	-11456%
Utilities	2,885,556	2,820,646	2,885,731	65,085	2%
Rents, Building Repair, Maintenance and Equipment Repair	1,068,502	934,174	1,117,338	183,164	20%
Environmental Health Fees	930	4,214	930	(3,284)	-78%
Audit	127,800	126,610	135,300	8,690	7%
Election	450,000	265,277	0	(265,277)	-100%
Legal Services	247,213	145,107	247,213	102,106	70%
Fingerprinting	9,500	6,636	3,000	(3,636)	-55%
Postage	109,348	76,355	109,696	33,341	44%
Credit Card Fees	230,000	232,226	230,000	(2,226)	-1%
Online Software Licensing	719,199	766,507	852,019	85,512	11%
Other Services and Expenses	888,262	354,852	874,137	519,285	146%
Indirect Costs	(1,053,305)	(813,026)	(1,025,791)	(212,765)	26%
TOTAL CONTRACT SERVICES AND OPERATING EXPENSES	\$ 10,026,734	\$ 8,774,074	\$ 9,938,111	\$ 1,164,037	13%

**Long Beach Community College District
2018-2019 Adopted Budget
Unrestricted General Fund**

	ADOPTED BUDGET 2017-2018	UNAUDITED ACTUAL 2017-2018	ADOPTED BUDGET 2018-2019	CHANGE AMOUNT	PERCENT
CAPITAL OUTLAY					
Site Improvements	\$ 0	\$ 17,102	\$ 0	\$ (17,102)	-100%
Buildings and Additions	1,200	20,299	3,500	(16,799)	-83%
Library Books	146,586	81,378	162,331	80,953	99%
Equipment	1,015,961	698,347	1,075,956	377,609	54%
Lease/Purchase	479,000	464,268	468,512	4,244	1%
TOTAL CAPITAL OUTLAY	\$ 1,642,747	\$ 1,281,394	\$ 1,710,299	\$ 428,905	33%
ONE-TIME EXPENDITURES FOR MANDATED COSTS AND BUSINESS PROCESS REVIEWS					
Academic Hourly Non-Instructional Salaries	\$ 14,014	\$ 450	\$ 14,027	\$ 13,577	3017%
Classified Manager/Supervisor Salaries	0	6,341	0	(6,341)	-100%
Classified Hourly Non-Instructional Salaries	149,173	8,314	8,436	122	1%
Classified Hourly Instructional Salaries	4,186	3,374	441	(2,933)	-87%
Benefits	22,878	4,848	4,151	(697)	-14%
Fuel	0	108	100	(8)	-7%
Hospitality	11,051	4,484	9,313	4,829	108%
Other Supplies	6,824	11,517	9,324	(2,193)	-19%
Professional Services	4,254,223	352,062	782,309	430,247	122%
Travel and Conferences	10,748	12,302	10,282	(2,020)	-16%
Staff Development	48	0	1,988	1,988	na
Rents, Building Repair, Maintenance and Equipment Repair	748	8,484	128	(8,356)	-98%
Insurance	0	789	0	(789)	-100%
Fingerprinting	9,032	0	0	0	na
Online Software Licensing	2,256	10,145	21,261	11,116	110%
Other Services and Expenses	166,202	1,545	65,735	64,190	4155%
Buildings and Additions	851	2,521	0	(2,521)	-100%
Equipment	385,288	179,984	109,160	(70,824)	-39%
TOTAL ONE-TIME EXPENDITURES	\$ 5,037,522	\$ 607,268	\$ 1,036,655	\$ 429,387	71%
TOTAL EXPENDITURES	\$ 137,546,105	\$ 130,682,270	\$ 135,780,191	\$ 5,097,921	4%

**Long Beach Community College District
2018-2019 Adopted Budget
Unrestricted General Fund**

	<u>ADOPTED BUDGET 2017-2018</u>	<u>UNAUDITED ACTUAL 2017-2018</u>	<u>ADOPTED BUDGET 2018-2019</u>	<u>CHANGE AMOUNT</u>	<u>PERCENT</u>
OTHER OUTGO					
Payments to Students	\$ 0	\$ 503	\$ 0	\$ (503)	-100%
INTERFUND TRANSFERS OUT					
To Child and Adult Development Fund	\$ 150,000	\$ 150,000	\$ 150,000	\$ 0	0%
To Self Insurance Fund	1,186,000	1,186,000	1,186,000	0	0%
To Student Financial Aid Fund					
Return to Title IV District Contribution	45,600	58,820	110,000	51,180	87%
TOTAL OTHER OUTGO	<u>\$ 1,381,600</u>	<u>\$ 1,395,323</u>	<u>\$ 1,446,000</u>	<u>\$ 50,677</u>	<u>4%</u>
TOTAL EXPENDITURES & OTHER OUTGO	\$ 138,927,705	\$ 132,077,593	\$ 137,226,191	\$ 5,148,598	4%
OPERATING SURPLUS/(DEFICIT)	\$ (8,753,579)	\$ (252,147)	\$ (3,568,385)	\$ (3,316,238)	1315%
Plus Beginning Balance	30,472,700	30,472,700	30,220,553	(252,147)	-1%
ENDING BALANCE	<u>\$ 21,719,121</u>	<u>\$ 30,220,553</u>	<u>\$ 26,652,168</u>	<u>\$ (3,568,385)</u>	<u>-12%</u>
FUND BALANCE CLASSIFICATIONS					
Unassigned Reserves					
Board Mandated Reserve	\$ 7,641,024	\$ 7,264,268	\$ 7,547,441	\$ 283,173	4%
Additional Reserve for Institutional Effectiveness Goal	10,222,701	14,758,394	12,803,902	(1,954,492)	-13%
Assigned Reserves					
Reserve for Business Process Reviews	0	4,035,759	3,393,599	(642,160)	-16%
Reserve for One-time Mandated Costs	0	394,495	0	(394,495)	-100%
Reserve for New Full-Time Faculty (7 for 2018-19)	864,000	756,000	0	(756,000)	-100%
Vacation and Loadbanking Reserve	2,991,396	3,011,637	2,907,226	(104,411)	-3%
TOTAL FUND BALANCE	<u>\$ 21,719,121</u>	<u>\$ 30,220,553</u>	<u>\$ 26,652,168</u>	<u>\$ (3,568,385)</u>	<u>-12%</u>

**Long Beach Community College District
2018-2019 Adopted Budget**

Restricted General Fund

The Restricted General Fund contains budgets for the federal and state categorical programs, grants, student health, and parking programs. The use of revenues for these programs is restricted to specific purposes. For example, student health fee revenues can only be used to support programs to improve students' health. Similarly, restricted lottery revenue can only be used to purchase instructional materials.

Revenue

Revenues are broken down by funding source: federal, state and local. In some cases, the funding agency requires local matching funds. For example, the State requires a 4:1 local match for the Deaf/Hard-of-Hearing Grant and a 1:1 match for Student Success and Support Program (SSSP). These matching funds are provided by the Unrestricted General Fund. Generally, grant revenues equal expenditures since most grant funds are not considered earned until appropriate grant expenses have been made. Major new grants in recent years include the Innovation in Higher Education, Strong Workforce Program, College Promise Innovation Grant, Guided Pathways, and Adult Education Regional Consortium.

Indirect Costs

Many of the grant/categorical programs allow the college to use some (typically 4%) of the restricted dollars to pay for indirect (overhead) costs incurred to operate the grant/categorical programs.

Parking and Student Health Programs

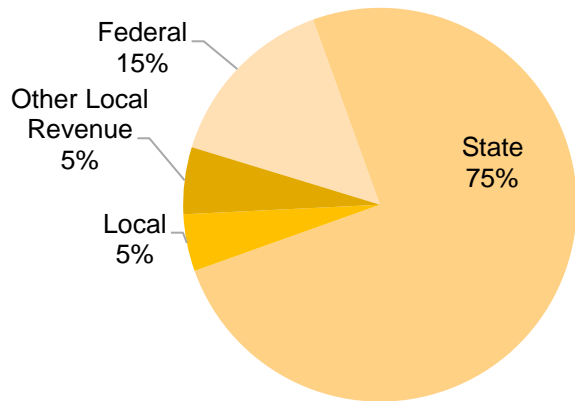
For informational purposes, the Restricted Parking Program Budget and the Student Health Center Budget are presented in detail following the full Restricted General Fund.

Long Beach Community College District
2018-2019 Adopted Budget

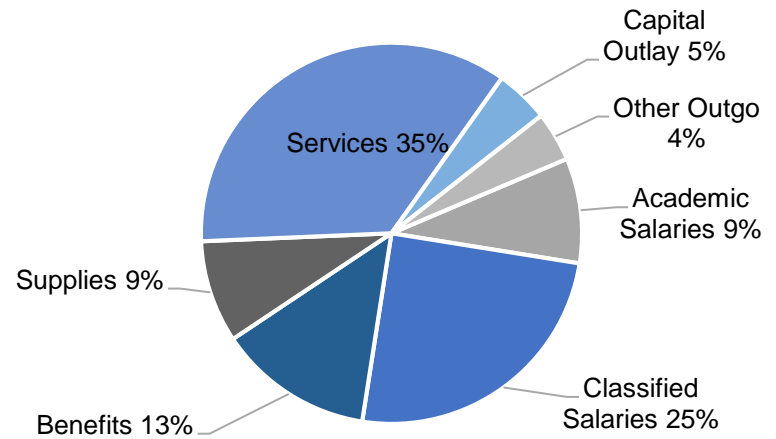
Restricted General Fund

The pie charts below present a graphic picture of the Restricted General Fund budgeted revenues and expenditures broken out by the major account groups.

Adopted Budget 2018-19
Revenue by Major Object Groups



Adopted Budget 2018-19
Expenditures by Major Object Groups



**Long Beach Community College District
2018-2019 Adopted Budget
Restricted General Fund**

	ADOPTED	UNAUDITED	ADOPTED	CHANGE	
	BUDGET	ACTUAL	BUDGET	AMOUNT	PERCENT
	2017-2018	2017-2018	2018-2019		
BEGINNING BALANCE	\$ 4,479,377	\$ 4,479,377	\$ 4,739,721	\$ 260,344	6%
REVENUE					
Federal Revenue					
Federal Work Study	\$ 695,486	\$ 646,949	\$ 792,722	\$ 145,773	23%
Foster & Kinship Care (45%)	101,630	105,161	104,534	(627)	-1%
Gear Up Grant	0	25,335	0	(25,335)	-100%
Temporary Assistance for Needy Families (TANF)	126,444	110,453	110,579	126	0%
Title IV Upward Bound	145,925	410,862	319,597	(91,265)	-22%
Trio-Student Support Services	247,121	251,464	238,336	(13,128)	-5%
Veterans Chapter 33 Veterans Affairs	180,000	201,821	180,000	(21,821)	-11%
Veterans Services Program	0	2,963	0	(2,963)	-100%
College Advancement and Economic Development					
Career Technical Education Transitions	41,591	41,592	41,377	(215)	-1%
Layoff Aversion Grant	100,000	100,000	0	(100,000)	-100%
B and B Commerce Market Development Cooperation Program	158,357	102,641	0	(102,641)	-100%
Small Business Development Center Network	5,237,408	2,403,531	2,273,360	(130,171)	-5%
VTEA, Perkins Title I-C	805,537	805,537	790,387	(15,150)	-2%
Total Federal Revenue	\$ 7,839,499	\$ 5,208,309	\$ 4,850,892	\$ (357,417)	-7%

**Long Beach Community College District
2018-2019 Adopted Budget
Restricted General Fund**

	ADOPTED	UNAUDITED	ADOPTED	CHANGE	
	BUDGET	ACTUAL	BUDGET	AMOUNT	PERCENT
	2017-2018	2017-2018	2018-2019		
State Restricted Revenue					
Adult Education	\$ 1,135,280	\$ 0	\$ 1,184,235	\$ 1,184,235	na
Basic Skills	381,232	503,711	795,400	291,689	58%
Block Grant Instructional Equipment & Library	703,531	119,379	472,595	353,216	296%
California College Promise	0	0	848,424	848,424	na
CalWorks	592,406	634,695	655,229	20,534	3%
Campus Safety and Sexual Assault	0	0	34,592	34,592	na
College Promise Innovation Grant	750,000	277,728	0	(277,728)	-100%
Community Sexual Exploit of Children (CSEC)	0	8,500	5,500	(3,000)	-35%
Cooperative Agencies Resource for Education	106,968	110,795	100,215	(10,580)	-10%
Disabled Students Programs & Services	1,224,348	1,338,126	1,252,734	(85,392)	-6%
Deaf and Hard of Hearing (DHH)	283,488	306,115	290,334	(15,781)	-5%
DPSS CalWorks Supplemental	160,043	142,896	129,750	(13,146)	-9%
Equal Employment Opportunity	50,000	7,202	40,000	32,798	455%
Extended Opportunity Programs & Services	1,230,583	1,256,065	1,224,378	(31,687)	-3%
Financial Aid Technology Program	0	0	233,342	233,342	na
Foster & Kinship Care (55%)	140,347	129,818	127,764	(2,054)	-2%
Full-Time Student Success Grant	854,151	1,128,632	1,211,155	82,523	7%
Guided Pathways	133,720	202,527	684,328	481,801	238%
Institutional Effectiveness Partnership Initiative	0	1,634	0	(1,634)	-100%
Institutional Effectiveness Partnership Leadership Development Funding	50,000	50,000	0	(50,000)	-100%
Mental Health Services	0	0	136,273	136,273	na
Promises That Count	0	0	30,000	30,000	na
Restricted Lottery	1,026,336	0	1,002,495	1,002,495	na
SB 1070 - CTE Pathways Program	0	4,610	0	(4,610)	-100%
Strong Workforce Program	1,652,358	37,544	1,915,329	1,877,785	5002%
Strong Workforce Regional Funding	363,150	163,572	868,363	704,791	431%
STRS On-Behalf Payments	190,581	193,084	224,033	30,949	16%
Student Equity Program	1,979,423	2,063,876	2,424,793	360,917	17%

**Long Beach Community College District
2018-2019 Adopted Budget
Restricted General Fund**

	ADOPTED	UNAUDITED	ADOPTED	CHANGE	
	BUDGET	ACTUAL	BUDGET	AMOUNT	PERCENT
	2017-2018	2017-2018	2018-2019		
Student Financial Aid Administration Allowance	\$ 867,372	\$ 862,526	\$ 912,666	\$ 50,140	6%
Student Success and Support Program Credit	2,649,810	3,121,311	3,146,650	25,339	1%
Student Success and Support Program Non-Credit	114,069	141,357	141,357	0	0%
Teacher Preparation Pipeline Program (Education Futures Initiative)	0	0	90,000	90,000	na
College Advancement and Economic Development					
California Apprenticeship Initiative Program	\$ 0	\$ 47,004	\$ 406,058	\$ 359,054	764%
CSULA Construction Pre-Apprenticeship Program	0	0	95,147	95,147	na
CA SBDC Seismic Safety Commission Training	0	63,265	0	(63,265)	-100%
Deputy Sector Navigator (CTE Pathways Program)	0	198,812	51,851	(146,961)	-74%
GO-BIZ Capital Infusion Grant	0	814,750	0	(814,750)	-100%
Heavy Duty Equipment Pre-Apprenticeship Program	277,424	226,920	261,097	34,177	15%
Industry Driven Regional Collaboratives Truck Driving	310,820	120,516	0	(120,516)	-100%
Port of Long Beach California Energy Commission	0	28,748	44,700	15,952	55%
Foundation Grants					
Model Approaches to Partnership in Parenting/Family to Family Program	\$ 26,900	\$ 0	\$ 8,174	\$ 8,174	na
Total State Restricted Revenue	\$ 17,254,340	\$ 14,305,718	\$ 21,048,961	\$ 6,743,243	47%
Local Revenue					
Anthem Blue Cross Wellness Program	\$ 25,000	\$ 0	\$ 25,000	\$ 25,000	na
CA Endowment Health Path	252,295	0	0	0	na
Child Development Consortium	20,000	24,863	25,000	137	1%
College Promise Tours	25,000	23,516	25,000	1,484	6%
Industry Driven Regional Collaboratives Truck Driving	0	1,200	0	(1,200)	-100%
Japanese Foundation Los Angeles	800	772	0	(772)	-100%
LBCC Auxiliary Student Success Grant	0	50,033	0	(50,033)	-100%
Pritzker Foster Care Initiative	0	8,178	0	(8,178)	-100%
Puente	1,500	1,500	1,500	0	0%
Public Education & Government - City of Long Beach	113,197	0	106,189	106,189	na
Region 8 Conference	0	650	15,700	15,050	2315%

**Long Beach Community College District
2018-2019 Adopted Budget
Restricted General Fund**

	ADOPTED	UNAUDITED	ADOPTED	CHANGE	
	BUDGET 2017-2018	ACTUAL 2017-2018	BUDGET 2018-2019	AMOUNT	PERCENT
College Advancement and Economic Development					
10,000 Small Business Program	\$ 0	\$ 499,028	\$ 1,003,113	\$ 504,085	101%
Entrepreneur-In Residence Program	35,719	35,719	0	(35,719)	-100%
Innovation Fund America	34,008	59,324	0	(59,324)	-100%
Nuts, Bolts and Thingamajigs Manufacturing	0	0	5,220	5,220	na
SBDC -LEAD Center Match Mitsubishi Union Financial Group Union Bank	94,369	35,547	0	(35,547)	-100%
Total Local Revenue	\$ 601,888	\$ 740,330	\$ 1,206,722	\$ 466,392	63%
Other Local Revenue					
Parking Permits and Meters	\$ 1,125,000	\$ 1,248,840	\$ 1,125,000	\$ (123,840)	-10%
Student Health Fees	1,150,000	1,239,559	1,200,500	(39,059)	-3%
Total Other Local Revenue	\$ 2,275,000	\$ 2,488,399	\$ 2,325,500	\$ (162,899)	-7%
Prior Year Carryover					
Federal Revenue					
Federal Work Study	\$ 9,219	\$ 0	\$ 0	\$ 0	na
B and B Commerce Market Development Cooperation Program	0	0	12,937	12,937	na
Small Business Development Center Network	1,313,461	1,306,556	1,304,673	(1,883)	0%
Trade Adjustment Assistance Community College Career Training (TAACCCT)	354,334	314,444	0	(314,444)	-100%
Veterans Services Program	0	0	71,895	71,895	na
Total Federal Revenue	\$ 1,677,014	\$ 1,621,000	\$ 1,389,505	\$ (231,495)	-14%

**Long Beach Community College District
2018-2019 Adopted Budget
Restricted General Fund**

	ADOPTED	UNAUDITED	ADOPTED	CHANGE	
	BUDGET	ACTUAL	BUDGET	AMOUNT	PERCENT
	2017-2018	2017-2018	2018-2019		
State Revenue					
Adult Education	\$ 2,014,981	\$ 1,031,211	\$ 2,119,050	\$ 1,087,839	105%
Basic Skills	111,631	106,977	262,266	155,289	145%
Block Grant Instructional Equipment & Library	289,555	289,555	520,077	230,522	80%
CA Career Pathways - Adv Manuf & Eng Tech Linked Learning Consortium	6,851,758	6,565,805	0	(6,565,805)	-100%
College Promise Innovation Grant	0	0	472,272	472,272	na
CTE Data Unlock Funding	22,755	7,744	0	(7,744)	-100%
Deputy Sector Navigator (CTE Pathways Program)	74,822	45,700	0	(45,700)	-100%
Equal Employment Opportunity	30,511	30,511	42,798	12,287	40%
Guided Pathways	0	0	367,746	367,746	na
Hunger Free Campus Support	0	0	40,805	40,805	na
Industry Driven Regional Collaboratives Truck Driving	118,199	118,199	0	(118,199)	-100%
Innovation in Higher Education	1,374,647	630,954	743,693	112,739	18%
Institutional Effectiveness Partnership Initiative	0	0	198,366	198,366	na
Model Approaches to Partnership in Parenting/Family to Family Program	28,561	1,804	53,657	51,853	2874%
Pritzker Foster Care Initiative	0	0	31,822	31,822	na
Restricted Lottery	1,349,363	754,562	1,869,236	1,114,674	148%
SB 1070 - CTE Pathways Program	0	0	12,390	12,390	na
Strong Workforce Program	1,555,002	915,050	2,517,737	1,602,687	175%
Strong Workforce Regional Funding	0	0	1,067,941	1,067,941	na
Student Equity Program	1,324,408	1,324,408	360,917	(963,491)	-73%
Student Success and Support Program Credit	321,914	321,914	25,339	(296,575)	-92%
Total State Revenue	\$ 15,468,107	\$ 12,144,394	\$ 10,706,112	\$ (1,438,282)	-12%

**Long Beach Community College District
2018-2019 Adopted Budget
Restricted General Fund**

	ADOPTED BUDGET 2017-2018	UNAUDITED ACTUAL 2017-2018	ADOPTED BUDGET 2018-2019	CHANGE	
				AMOUNT	PERCENT
Local Revenue					
10,000 Small Business Program	\$ 1,374,863	\$ 1,174,264	\$ 1,869	\$ (1,172,395)	-100%
Anthem Blue Cross Wellness Program	25,198	22,721	27,477	4,756	21%
Blackstone Charitable Fund	45,000	45,000	0	(45,000)	-100%
CA Endowment Health Path	211,677	43,803	423,673	379,870	867%
College Access Foundation Program	1,697	1,697	0	(1,697)	-100%
College Promise Tours	0	0	1,484	1,484	na
James Irvine Grant	95,795	66,963	28,832	(38,131)	-57%
Public Education & Government - City of Long Beach	69,148	12,160	163,177	151,017	1242%
Smoke Free Truth Initiative	4,827	3,542	1,285	(2,257)	-64%
SBDC -LEAD Center Match Mitsubishi Union Financial Group Union Bank	0	0	124,039	124,039	na
Total Local Revenue	<u>\$ 1,828,205</u>	<u>\$ 1,370,150</u>	<u>\$ 771,836</u>	<u>\$ (598,314)</u>	<u>-44%</u>
Total Prior Year Carryover	\$ 18,973,326	\$ 15,135,544	\$ 12,867,453	\$ (2,268,091)	-15%
TOTAL REVENUE	<u>\$ 46,944,053</u>	<u>\$ 37,878,300</u>	<u>\$ 42,299,528</u>	<u>\$ 4,421,228</u>	<u>12%</u>
EXPENDITURES					
ACADEMIC SALARIES					
Academic Administrator Salaries	\$ 424,655	\$ 424,109	\$ 781,469	\$ 357,360	84%
Department Head/Coordinator Salaries	559,255	318,688	673,131	354,443	111%
Full Time Counselor Salaries	981,365	883,367	894,902	11,535	1%
Academic Hourly Instructional Salaries	113,530	139,310	177,081	37,771	27%
Academic Hourly Non-Instructional Salaries	1,011,822	1,640,359	1,296,261	(344,098)	-21%
TOTAL ACADEMIC SALARIES	<u>\$ 3,090,627</u>	<u>\$ 3,405,833</u>	<u>\$ 3,822,844</u>	<u>\$ 417,011</u>	<u>12%</u>

**Long Beach Community College District
2018-2019 Adopted Budget
Restricted General Fund**

	ADOPTED	UNAUDITED	ADOPTED	CHANGE	
	BUDGET	ACTUAL	BUDGET	AMOUNT	PERCENT
	2017-2018	2017-2018	2018-2019		
CLASSIFIED SALARIES					
Classified Non-Instructional Salaries	\$ 4,621,369	\$ 4,052,285	\$ 4,998,844	\$ 946,559	23%
Classified Manager/Supervisor Salaries	2,768,359	2,467,346	2,654,576	187,230	8%
Confidential Salaries	0	5,269	0	(5,269)	-100%
Classified Instructional Salaries	15,400	15,655	23,154	7,499	48%
Classified Hourly Non-Instructional Salaries	1,504,969	2,010,576	1,944,638	(65,938)	-3%
Classified Hourly Instructional Salaries	572,188	964,224	1,061,965	97,741	10%
TOTAL CLASSIFIED SALARIES	\$ 9,482,285	\$ 9,515,355	\$ 10,683,177	\$ 1,167,822	12%
 BENEFITS					
	\$ 5,090,927	\$ 4,769,201	\$ 5,646,504	\$ 877,303	18%
 SUPPLIES AND MATERIALS					
Instructional Supplies	\$ 2,368,842	\$ 958,121	\$ 2,837,401	\$ 1,879,280	196%
Fuel	3,390	2,033	3,100	1,067	52%
Hospitality	362,515	227,851	196,913	(30,938)	-14%
Other Supplies	809,309	481,389	688,080	206,691	43%
TOTAL SUPPLIES AND MATERIALS	\$ 3,544,056	\$ 1,669,394	\$ 3,725,494	\$ 2,056,100	123%

**Long Beach Community College District
2018-2019 Adopted Budget
Restricted General Fund**

	ADOPTED	UNAUDITED	ADOPTED	CHANGE	
	BUDGET	ACTUAL	BUDGET	AMOUNT	PERCENT
	2017-2018	2017-2018	2018-2019		
CONTRACT SERVICES AND OPERATING EXPENSES					
Professional Services	\$ 15,199,044	\$ 11,466,328	\$ 5,064,377	\$ (6,401,951)	-56%
Travel and Conferences	550,489	298,102	433,918	135,816	46%
Staff Development	13,608	0	8,608	8,608	na
Dues and Memberships	49,400	31,120	43,475	12,355	40%
Insurance	130,000	102,583	130,300	27,717	27%
Utilities	1,861	2,213	1,500	(713)	-32%
Rents, Building Repair, Maintenance and Equipment Repair	201,770	153,357	242,348	88,991	58%
Fingerprinting	7,082	1,311	3,356	2,045	156%
Postage	14,120	24,079	4,587	(19,492)	-81%
Online Software Licensing	602,608	479,081	488,004	8,923	2%
Credit Card Fees	15,000	17,597	12,000	(5,597)	-32%
Other Services and Expenses	4,059,450	240,585	7,723,236	7,482,651	3110%
Indirect Costs	1,100,672	890,622	1,061,736	171,114	19%
TOTAL CONTRACT SERVICES AND OPERATING EXPENSES	\$ 21,945,104	\$ 13,706,978	\$ 15,217,445	\$ 1,510,467	11%
CAPITAL OUTLAY					
Building Fixtures	\$ 3,000	\$ 16,231	\$ 6,500	\$ (9,731)	-60%
Library Books	40,038	14,308	5,000	(9,308)	-65%
Equipment	2,029,332	2,063,270	1,940,836	(122,434)	-6%
Lease/Purchase	0	262	1,500	1,238	473%
TOTAL CAPITAL OUTLAY	\$ 2,072,370	\$ 2,094,071	\$ 1,953,836	\$ (140,235)	-7%
TOTAL EXPENDITURES	\$ 45,225,369	\$ 35,160,832	\$ 41,049,300	\$ 5,888,468	17%

**Long Beach Community College District
2018-2019 Adopted Budget
Restricted General Fund**

	ADOPTED BUDGET 2017-2018	UNAUDITED ACTUAL 2017-2018	ADOPTED BUDGET 2018-2019	CHANGE	
				AMOUNT	PERCENT
OTHER OUTGO					
Payments to Students	\$ 907,309	\$ 1,328,492	\$ 594,014	\$ (734,478)	-55%
INTERFUND TRANSFERS OUT					
To Student Financial Aid Fund	854,151	1,128,632	\$ 1,211,155	82,523	7%
TOTAL OTHER OUTGO	\$ 1,761,460	\$ 2,457,124	\$ 1,805,169	\$ (651,955)	-27%
TOTAL EXPENDITURES & OTHER OUTGO	\$ 46,986,829	\$ 37,617,956	\$ 42,854,469	\$ 5,236,513	14%
OPERATING SURPLUS/(DEFICIT)	\$ (42,776)	\$ 260,344	\$ (554,941)	\$ (815,285)	-313%
Plus Beginning Balance	4,479,377	4,479,377	4,739,721	260,344	6%
ENDING BALANCE	\$ 4,436,601	\$ 4,739,721	\$ 4,184,780	\$ (554,941)	-12%
FUND BALANCE CLASSIFICATIONS					
Restricted Reserves					
Reserve for Basic Skills	\$ 147,527	\$ 0	\$ 0	0	na
Reserve for Parking Program	3,454,771	3,665,942	3,616,821	(49,121)	-1%
Reserve for Student Health Fees	834,303	1,073,779	567,959	(505,820)	-47%
TOTAL FUND BALANCE	\$ 4,436,601	\$ 4,739,721	\$ 4,184,780	\$ (554,941)	-12%

**Long Beach Community College District
2018-2019 Adopted Budget
Restricted Parking Program**

	ADOPTED	UNAUDITED	ADOPTED	CHANGE	
	BUDGET	ACTUAL	BUDGET	AMOUNT	PERCENT
	2017-2018	2017-2018	2018-2019		
BEGINNING BALANCE	\$ <u>3,489,331</u>	\$ <u>3,489,331</u>	\$ <u>3,665,942</u>	\$ <u>176,611</u>	<u>5%</u>
REVENUE					
Other Local Revenue					
Parking Permits and Meters	\$ <u>1,125,000</u>	\$ <u>1,248,840</u>	\$ <u>1,125,000</u>	\$ <u>(123,840)</u>	<u>-10%</u>
TOTAL REVENUE	\$ <u>1,125,000</u>	\$ <u>1,248,840</u>	\$ <u>1,125,000</u>	\$ <u>(123,840)</u>	<u>-10%</u>
EXPENDITURES					
CLASSIFIED SALARIES					
Classified Non-Instructional Salaries	\$ 106,105	\$ 109,261	\$ 115,289	\$ 6,028	6%
Classified Manager/Supervisor Salaries	15,224	14,741	15,096	355	2%
Classified Hourly Non-Instructional Salaries	104,000	61,213	84,000	22,787	37%
TOTAL CLASSIFIED SALARIES	\$ <u>225,329</u>	\$ <u>185,215</u>	\$ <u>214,385</u>	\$ <u>29,170</u>	<u>16%</u>
BENEFITS	\$ 75,398	\$ 71,199	\$ 77,880	\$ 6,681	9%
SUPPLIES AND MATERIALS					
Fuel	\$ 3,000	\$ 1,549	\$ 3,000	\$ 1,451	94%
Other Supplies	90,700	46,682	90,700	44,018	94%
TOTAL SUPPLIES AND MATERIALS	\$ <u>93,700</u>	\$ <u>48,231</u>	\$ <u>93,700</u>	\$ <u>45,469</u>	<u>94%</u>

**Long Beach Community College District
2018-2019 Adopted Budget
Restricted Parking Program**

	ADOPTED BUDGET 2017-2018	UNAUDITED ACTUAL 2017-2018	ADOPTED BUDGET 2018-2019	CHANGE AMOUNT	PERCENT
CONTRACT SERVICES AND OPERATING EXPENSES					
Professional Services	\$ 180,000	\$ 163,579	\$ 200,000	\$ 36,421	22%
Rents, Building Repair, Maintenance and Equipment Repair	172,000	134,241	184,000	49,759	37%
Fingerprinting	200	0	200	200	na
Postage	200	12	200	188	1567%
Credit Card Fees	15,000	17,597	12,000	(5,597)	-32%
Other Services and Expenses	122,000	76,948	125,000	48,052	62%
Indirect Costs	240,733	222,602	243,756	21,154	10%
TOTAL CONTRACT SERVICES AND OPERATING EXPENSES	\$ 730,133	\$ 614,979	\$ 765,156	\$ 150,177	24%
CAPITAL OUTLAY					
Building Fixtures	\$ 3,000	\$ 0	\$ 3,000	\$ 3,000	na
Equipment	32,000	152,605	20,000	(132,605)	-87%
TOTAL CAPITAL OUTLAY	\$ 35,000	\$ 152,605	\$ 23,000	\$ (129,605)	-85%
TOTAL EXPENDITURES	\$ 1,159,560	\$ 1,072,229	\$ 1,174,121	\$ 101,892	10%
OPERATING SURPLUS/(DEFICIT)	\$ (34,560)	\$ 176,611	\$ (49,121)	\$ (225,732)	-128%
Plus Beginning Balance	3,489,331	3,489,331	3,665,942	176,611	5%
ENDING BALANCE	\$ 3,454,771	\$ 3,665,942	\$ 3,616,821	\$ (49,121)	-1%

**Long Beach Community College District
2018-2019 Adopted Budget
Student Health Centers**

	ADOPTED BUDGET 2017-2018	UNAUDITED ACTUAL 2017-2018	ADOPTED BUDGET 2018-2019	CHANGE AMOUNT	PERCENT
BEGINNING BALANCE	\$ <u>990,046</u>	\$ <u>990,046</u>	\$ <u>1,073,779</u>	\$ <u>83,733</u>	<u>8%</u>
REVENUE					
Other Local Revenue					
Student Health Fees	\$ 1,150,000	\$ 1,239,559	\$ 1,200,500	\$ (39,059)	-3%
TOTAL REVENUE	\$ <u>1,150,000</u>	\$ <u>1,239,559</u>	\$ <u>1,200,500</u>	\$ <u>(39,059)</u>	<u>-3%</u>
EXPENDITURES					
ACADEMIC SALARIES					
Academic Hourly Non-Instructional Salaries	\$ 64,000	\$ 34,714	\$ 64,000	\$ 29,286	84%
CLASSIFIED SALARIES					
Classified Non-Instructional Salaries	\$ 516,418	\$ 457,013	\$ 648,970	\$ 191,957	42%
Classified Manager/Supervisor Salaries	53,886	9,315	55,224	45,909	493%
Classified Hourly Non-Instructional Salaries	8,448	139,478	111,000	(28,478)	-20%
TOTAL CLASSIFIED SALARIES	\$ <u>578,752</u>	\$ <u>605,806</u>	\$ <u>815,194</u>	\$ <u>209,388</u>	<u>35%</u>
BENEFITS	\$ 305,393	\$ 263,249	\$ 393,580	\$ 130,331	50%
SUPPLIES AND MATERIALS					
Hospitality	\$ 3,000	\$ 1,093	\$ 10,000	\$ 8,907	815%
Other Supplies	65,000	37,066	55,000	17,934	48%
TOTAL SUPPLIES AND MATERIALS	\$ <u>68,000</u>	\$ <u>38,159</u>	\$ <u>65,000</u>	\$ <u>26,841</u>	<u>70%</u>

**Long Beach Community College District
2018-2019 Adopted Budget
Student Health Centers**

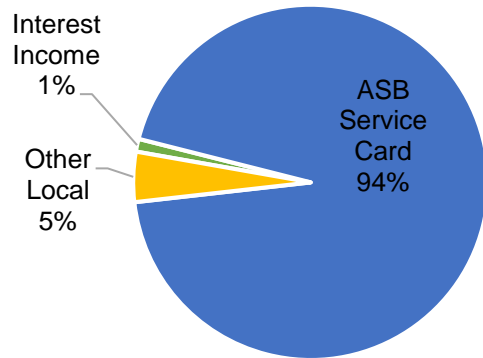
	ADOPTED BUDGET 2017-2018	UNAUDITED ACTUAL 2017-2018	ADOPTED BUDGET 2018-2019	CHANGE AMOUNT	PERCENT
CONTRACT SERVICES AND OPERATING EXPENSES					
Professional Services	\$ 18,000	\$ 10,336	\$ 40,000	\$ 29,664	287%
Travel and Conferences	10,000	356	11,500	11,144	3130%
Staff Development	3,000	0	8,000	8,000	na
Dues and Memberships	3,000	600	20,000	19,400	3233%
Insurance	130,000	101,664	130,000	28,336	28%
Online Software Licensing	25,000	14,350	25,000	10,650	74%
Indirect Costs	91,098	80,639	119,046	38,407	48%
TOTAL CONTRACT SERVICES AND OPERATING EXPENSES	\$ 280,098	\$ 207,945	\$ 353,546	\$ 145,601	70%
CAPITAL OUTLAY					
Equipment	\$ 9,500	\$ 5,953	\$ 15,000	\$ 9,047	152%
TOTAL EXPENDITURES	\$ 1,305,743	\$ 1,155,826	\$ 1,706,320	\$ 550,494	48%
OPERATING SURPLUS/(DEFICIT)	\$ (155,743)	\$ 83,733	\$ (505,820)	\$ (589,553)	-704%
Plus Beginning Balance	990,046	990,046	1,073,779	83,733	8%
ENDING BALANCE	\$ 834,303	\$ 1,073,779	\$ 567,959	\$ (505,820)	-47%

Long Beach Community College District
2018-2019 Adopted Budget

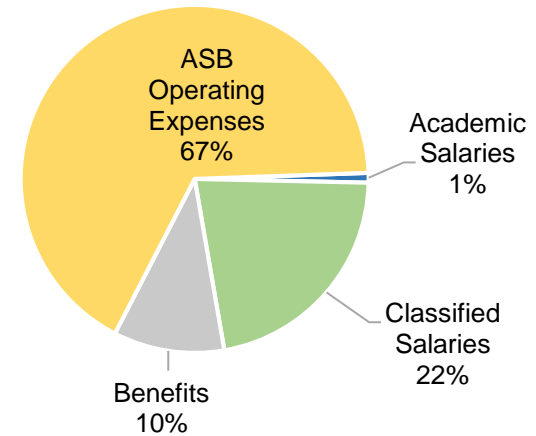
Associated Student Body Fund

The Associated Student Body Fund is used to account for moneys held in trust by the district for organized student body associations established pursuant to EC §76060. The fund is supported by student fee and fundraising revenue. The fund also includes student clubs, which are accounted for in liability trust accounts.

Adopted Budget 2018-19
Revenue by Major Object Groups



Adopted Budget 2018-19
Expenditures by Major Object Groups



**Long Beach Community College District
2018-2019 Adopted Budget
Associated Student Body Fund**

	ADOPTED	UNAUDITED	ADOPTED	CHANGE	
	BUDGET	ACTUAL	BUDGET	AMOUNT	PERCENT
	2017-2018	2017-2018	2018-2019		
BEGINNING BALANCE	<u>\$ 2,576,156</u>	<u>\$ 2,576,156</u>	<u>\$ 2,622,439</u>	<u>\$ 46,283</u>	<u>2%</u>
REVENUE					
Local Revenue					
College Services Card Fee	\$ 930,000	\$ 911,185	\$ 930,000	\$ 18,815	2%
Other Local Income	10,000	39,051	45,000	5,949	15%
Interest & Investment Income	11,500	21,987	11,500	(10,487)	-48%
TOTAL REVENUE	<u>\$ 951,500</u>	<u>\$ 972,223</u>	<u>\$ 986,500</u>	<u>\$ 14,277</u>	<u>1%</u>
EXPENDITURES					
ACADEMIC SALARIES					
Academic Hourly Non-Instructional Salaries	\$ 9,910	\$ 6,750	\$ 10,395	\$ 3,645	54%
CLASSIFIED SALARIES					
Classified Non-Instructional Salaries	\$ 220,450	\$ 168,226	\$ 220,450	\$ 52,224	31%
Classified Hourly Non-Instructional Salaries	32,056	23,789	32,279	8,490	36%
TOTAL CLASSIFIED SALARIES	<u>\$ 252,506</u>	<u>\$ 192,015</u>	<u>\$ 252,729</u>	<u>\$ 60,714</u>	<u>32%</u>
BENEFITS	\$ 118,821	90,355	\$ 118,848	\$ 28,493	32%

**Long Beach Community College District
2018-2019 Adopted Budget
Associated Student Body Fund**

	ADOPTED BUDGET 2017-2018	UNAUDITED ACTUAL 2017-2018	ADOPTED BUDGET 2018-2019	CHANGE AMOUNT	PERCENT
CONTRACT SERVICES AND OPERATING EXPENSES					
Other Services and Expenses	\$ 746,111	\$ 636,820	\$ 770,763	\$ 133,943	21%
TOTAL EXPENDITURES	\$ 1,127,348	\$ 925,940	\$ 1,152,735	\$ 226,795	24%
OPERATING SURPLUS/(DEFICIT)	\$ (175,848)	\$ 46,283	\$ (166,235)	\$ (212,518)	-459%
Plus Beginning Balance	2,576,156	2,576,156	2,622,439	46,283	2%
ENDING BALANCE	\$ 2,400,308	\$ 2,622,439	\$ 2,456,204	\$ (166,235)	-6%
FUND BALANCE CLASSIFICATIONS					
Restricted Reserve	\$ 2,400,308	\$ 2,622,439	\$ 2,456,204	\$ (166,235)	-6%

**Long Beach Community College District
2018-2019 Adopted Budget**

Capital Projects Fund

Revenue

Primary revenue sources for the Capital Projects Fund are state capital project funds, scheduled maintenance block grant, interfund transfers, interest earnings, redevelopment fee revenue, international student capital outlay fees, nonresident capital outlay fees, and rental income.

Redevelopment fee revenue received under AB1290 must be split between property tax revenue and capital revenue. 47.5% of AB1290 revenue is unrestricted, but must be reported as property taxes and applied against the District's apportionment revenue in the Unrestricted General Fund. The remaining 52.5% of AB1290 revenue is restricted, and must be used "for educational facilities," including furnishings, fixtures, and equipment normally associated with such facilities. Accordingly, it is recorded as revenue in the Capital Projects Fund. The Governor eliminated the state's Redevelopment Agencies (RDAs) as of February 1, 2012. Successor Agencies have been established to wind down the activities of the RDAs. Now current and future pass-through payments come to school districts through the Auditor-Controller.

Education Code Section 76141 allows districts to charge nonresident and international students a capital outlay fee. Revenue from the capital outlay fee can be expended only for purposes of capital outlay, maintenance, and equipment. Therefore, the capital outlay fees collected from nonresident and international student fees are recorded in the Capital Projects Fund.

In November 2016, voters approved Proposition 51 to authorize the sale of state construction bonds. The State Budget includes funding for construction projects including our Buildings M and N restoration project at LAC and the Construction Trades 1 project at PCC. Funding from State Capital Outlay funds are included in the 2018-19 budget for work on those projects.

Reserves

A \$5.0 million reserve established by the Board in 1986 is included in the Capital Projects Fund. The source of the reserve is the sale of excess property at LAC in 1987-88 and at PCC in 1988-89. In 2004-05, \$1.7 million was loaned (interest free) to the Veterans' Stadium Operations Fund for stadium improvements. The

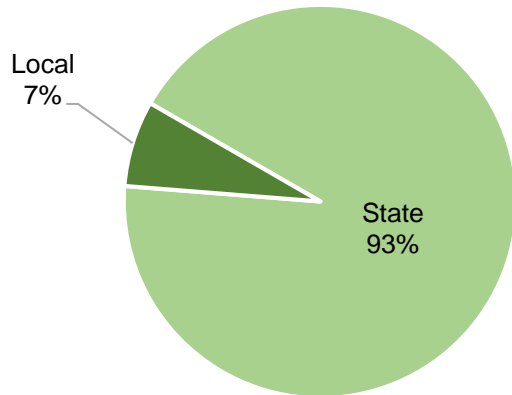
Long Beach Community College District
2018-2019 Adopted Budget

Capital Projects Fund

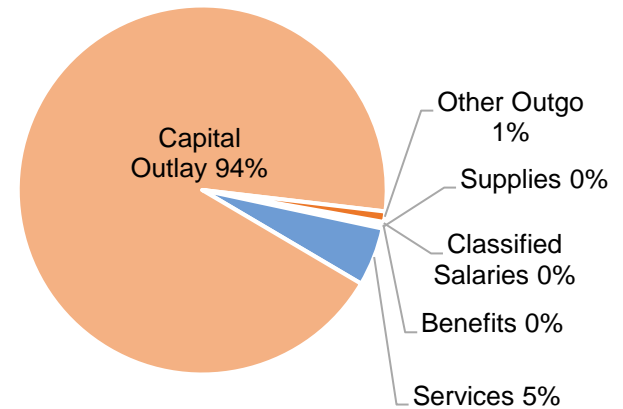
Veterans' Stadium Fund repaid \$100,000 annually from fiscal year 2005-06 to 2008-09. \$150,000 was repaid in fiscal years 2009-10 through 2016-17. \$100,000 was repaid in 2017-18 as the final payment of this loan.

The pie charts below present a graphic picture of the Capital Projects Fund budgeted revenues and expenditures broken out by the major account groups.

Adopted Budget 2018-19
Revenue by Major Object Groups



Adopted Budget 2018-19
Expenditures by Major Object Groups



**Long Beach Community College District
2018-2019 Adopted Budget
Capital Projects Fund**

	ADOPTED	UNAUDITED	ADOPTED	CHANGE	
	BUDGET	ACTUAL	BUDGET	AMOUNT	PERCENT
	2017-2018	2017-2018	2018-2019		
BEGINNING BALANCE	<u>\$ 23,606,325</u>	<u>\$ 23,606,325</u>	<u>\$ 21,910,894</u>	<u>\$ (1,695,431)</u>	<u>-7%</u>
REVENUE					
State					
Buildings M & N Project	\$ 954,000	\$ 239,848	\$ 27,520,152	\$ 27,280,304	11374%
Clean Energy Job Creation Act (Proposition 39)	713,279	713,279	0	(713,279)	-100%
Construction Trades 1 Pacific Coast Campus	363,000	274,789	320,345	45,556	17%
Scheduled Maintenance - Block Grant	703,531	639,456	0	(639,456)	-100%
Total State Revenue	<u>\$ 2,733,810</u>	<u>\$ 1,867,372</u>	<u>\$ 27,840,497</u>	<u>\$ 25,973,125</u>	<u>1391%</u>
Local Revenue					
Interest	\$ 250,000	\$ 347,559	\$ 289,015	\$ (58,544)	-17%
Energy Rebate Program	100,000	30,543	30,000	(543)	-2%
Redevelopment Revenue	700,000	1,265,814	1,000,000	(265,814)	-21%
International Student Fees	160,000	150,219	150,000	(219)	0%
Nonresident Tuition Fees	200,000	219,928	150,000	(69,928)	-32%
Proceeds from Sale of Land	0	35,000	0	(35,000)	-100%
Rent from East Campus (Los Coyotes)	600,000	487,141	500,000	12,859	3%
Total Local Revenue	<u>\$ 2,010,000</u>	<u>\$ 2,536,204</u>	<u>\$ 2,119,015</u>	<u>\$ (417,189)</u>	<u>-16%</u>
TOTAL REVENUE	<u>\$ 4,743,810</u>	<u>\$ 4,403,576</u>	<u>\$ 29,959,512</u>	<u>\$ 25,555,936</u>	<u>580%</u>
OTHER FINANCING SOURCES					
INTERFUND TRANSFERS IN					
From Stadium Operations Fund (Pre-Existing Loan Payment)	\$ 100,000	\$ 100,000	\$ 0	\$ (100,000)	-100%
TOTAL REVENUE AND OTHER FINANCING SOURCES	<u>\$ 4,843,810</u>	<u>\$ 4,503,576</u>	<u>\$ 29,959,512</u>	<u>\$ 25,455,936</u>	<u>565%</u>

**Long Beach Community College District
2018-2019 Adopted Budget
Capital Projects Fund**

	<u>ADOPTED BUDGET 2017-2018</u>	<u>UNAUDITED ACTUAL 2017-2018</u>	<u>ADOPTED BUDGET 2018-2019</u>	<u>CHANGE AMOUNT</u>	<u>PERCENT</u>
EXPENDITURES					
CLASSIFIED SALARIES					
Classified Manager/Supervisor Salaries	\$ 29,333	\$ 28,165	\$ 65,696	\$ 37,531	133%
BENEFITS	\$ 14,960	\$ 14,364	\$ 34,162	\$ 19,798	138%
SUPPLIES AND MATERIALS					
Instructional Supplies	\$ 25	\$ 0	\$ 0	0	na
Other Supplies	70,296	53,050	100,537	47,487	90%
TOTAL SUPPLIES AND MATERIALS	<u>\$ 70,321</u>	<u>\$ 53,050</u>	<u>\$ 100,537</u>	<u>\$ 47,487</u>	<u>90%</u>
CONTRACT SERVICES AND OPERATING EXPENSES					
Professional Services	\$ 901,979	\$ 453,965	\$ 883,399	\$ 429,434	95%
Insurance	122,066	26,821	100,000	73,179	273%
Building Repair, Maintenance and Equipment Repair	712,521	531,529	631,683	100,154	19%
Legal Services	50,000	87,569	100,000	12,431	14%
Appraisals	0	0	20,000	20,000	na
Postage	0	27	100	73	270%
Online Software Licensing - Fusion	25,000	19,357	22,493	3,136	16%
Other Services	40,220	5,061	30,000	24,939	493%
TOTAL CONTRACT SERVICES AND OPERATING EXPENSES	<u>\$ 1,851,786</u>	<u>\$ 1,124,329</u>	<u>\$ 1,787,675</u>	<u>\$ 663,346</u>	<u>59%</u>

**Long Beach Community College District
2018-2019 Adopted Budget
Capital Projects Fund**

	ADOPTED	UNAUDITED	ADOPTED	CHANGE	
	BUDGET	ACTUAL	BUDGET	AMOUNT	PERCENT
	2017-2018	2017-2018	2018-2019		
CAPITAL OUTLAY					
Site Improvement	\$ 160,000	\$ 26,183	\$ 154,700	\$ 128,517	491%
Buildings and Additions	6,647,829	2,905,011	29,723,223	26,818,212	923%
Architect Fees	994,000	374,380	824,000	449,620	120%
Engineering Fees	181,000	8,520	176,000	167,480	1966%
Inspection Fees	65,021	60,453	65,000	4,547	8%
Building Fixtures	149,040	88,939	130,000	41,061	46%
Equipment	2,668,392	1,195,613	1,493,758	298,145	25%
TOTAL CAPITAL OUTLAY	\$ 10,865,282	\$ 4,659,099	\$ 32,566,681	\$ 27,907,582	599%
TOTAL EXPENDITURES	\$ 12,831,682	\$ 5,879,007	\$ 34,554,751	\$ 28,675,744	488%
OTHER OUTGO					
INTERFUND TRANSFERS OUT					
To Unrestricted General Fund (Rent from East Campus)	\$ 320,000	\$ 320,000	\$ 320,000	\$ 0	0%
TOTAL OTHER OUTGO	\$ 320,000	\$ 320,000	\$ 320,000	\$ 0	0%
TOTAL EXPENDITURE & OTHER OUTGO	\$ 13,151,682	\$ 6,199,007	\$ 34,874,751	\$ 28,675,744	463%
OPERATING SURPLUS/(DEFICIT)	\$ (8,307,872)	\$ (1,695,431)	\$ (4,915,239)	\$ (3,219,808)	190%
Plus Beginning Balance	23,606,325	23,606,325	21,910,894	(1,695,431)	-7%
ENDING BALANCE	\$ 15,298,453	\$ 21,910,894	\$ 16,995,655	\$ (4,915,239)	-22%

**Long Beach Community College District
2018-2019 Adopted Budget
Capital Projects Fund**

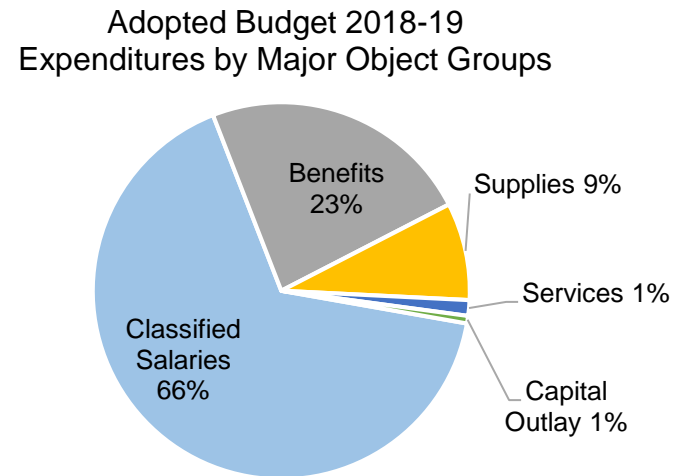
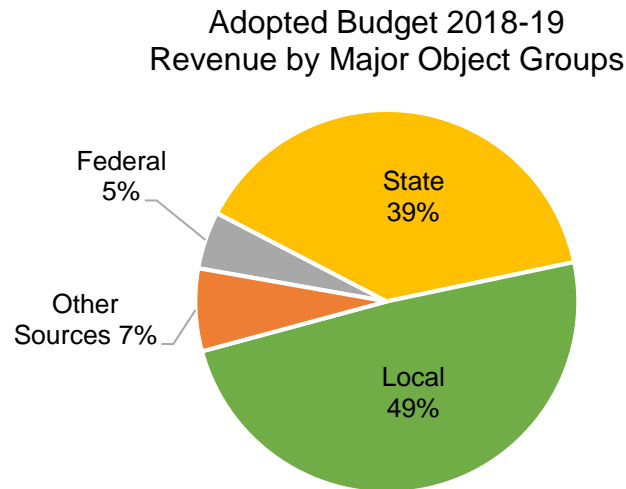
	ADOPTED BUDGET 2017-2018	UNAUDITED ACTUAL 2017-2018	ADOPTED BUDGET 2018-2019	CHANGE	
				AMOUNT	PERCENT
FUND BALANCE CLASSIFICATIONS					
Restricted Reserve					
Sale of Excess Property	\$ 5,000,000	\$ 5,000,000	\$ 5,000,000	\$ 0	0%
Reserve for Block Grant	0	3,090,659	0	(3,090,659)	-100%
Reserve for Redevelopment Project	1,598,352	2,512,241	2,786,613	274,372	11%
Reserve for International Student Fees Project	640,780	699,642	699,642	0	0%
Reserve for Nonresident Tuition Project	826,179	919,228	919,228	0	0%
Reserve for Clean Energy Prop 39	0	701,712	0	(701,712)	-100%
Committed Reserve					
Committed for Los Coyotes Project	1,325,300	1,433,654	1,433,654	0	0%
Committed for Energy Rebate Program	354,435	292,536	216,536	(76,000)	-26%
Committed for Mandated Cost Projects	0	1,610,255	0	(1,610,255)	-100%
Committed for other future projects	5,553,407	5,650,967	5,939,982	289,015	5%
TOTAL FUND BALANCE	\$ 15,298,453	\$ 21,910,894	\$ 16,995,655	\$ (4,915,239)	-22%

Long Beach Community College District
2018-2019 Adopted Budget

Child and Adult Development Fund

The purpose of the Child and Adult Development Fund is to assist student parents to attend college through the provision of quality childcare and to train workers for the child care industry. The fund is supported by State funds, parent fees, interest earnings, and interfund transfers from the Unrestricted General Fund.

The pie charts below present a graphic picture of the Child and Adult Development Fund budgeted revenues and expenditures broken out by the major account groups.



**Long Beach Community College District
2018-2019 Adopted Budget
Child and Adult Development Fund**

	ADOPTED	UNAUDITED	ADOPTED	CHANGE	
	BUDGET	ACTUAL	BUDGET	AMOUNT	PERCENT
	2017-2018	2017-2018	2018-2019		
BEGINNING BALANCE	\$ 1,248,975	\$ 1,248,975	\$ 1,515,246	\$ 266,271	21%
REVENUE					
Federal Revenue					
Child Care Food Program	\$ 60,000	\$ 60,876	\$ 58,400	\$ (2,476)	-4%
Federal Child Care Contract	0	49,745	46,000	(3,745)	-8%
Total Federal Revenue	\$ 60,000	\$ 110,621	\$ 104,400	\$ (6,221)	-6%
State Revenue					
Child Care Permissive Tax Bail	\$ 55,092	\$ 55,092	\$ 56,583	\$ 1,491	3%
State Child Development Food	0	1,678	1,600	(78)	-5%
State General Child Care Contract	111,527	83,306	80,051	(3,255)	-4%
State Preschool Contract	620,957	645,977	702,001	56,024	9%
Total State Revenue	\$ 787,576	\$ 786,053	\$ 840,235	\$ 54,182	7%
Local Revenue					
Fees	\$ 950,000	\$ 1,047,750	\$ 1,000,000	\$ (47,750)	-5%
Interest	14,000	24,504	33,549	9,045	37%
Quality Rating & Improvement System Child Care Alliance of Los Angeles	35,237	26,740	20,462	(6,278)	-23%
Quality Rating & Improvement System Child Care Alliance of Los Angeles (PCC)	10,037	12,037	2,000	(10,037)	-83%
Total Local Revenue	\$ 1,009,274	\$ 1,111,031	\$ 1,056,011	\$ (55,020)	-5%
TOTAL REVENUE	\$ 1,856,850	\$ 2,007,705	\$ 2,000,646	\$ (7,059)	0%

**Long Beach Community College District
2018-2019 Adopted Budget
Child and Adult Development Fund**

	<u>ADOPTED BUDGET 2017-2018</u>	<u>UNAUDITED ACTUAL 2017-2018</u>	<u>ADOPTED BUDGET 2018-2019</u>	<u>CHANGE</u>	
				<u>AMOUNT</u>	<u>PERCENT</u>
OTHER FINANCING SOURCES					
INTERFUND TRANSFERS IN					
From Unrestricted General Fund	\$ 150,000	\$ 150,000	\$ 150,000	\$ 0	0%
TOTAL OTHER FINANCING SOURCES	<u>\$ 150,000</u>	<u>\$ 150,000</u>	<u>\$ 150,000</u>	<u>\$ 0</u>	<u>0%</u>
 TOTAL REVENUE AND OTHER FINANCING SOURCES	 \$ 2,006,850	 \$ 2,157,705	 \$ 2,150,646	 \$ (7,059)	 0%
 EXPENDITURES					
CLASSIFIED SALARIES					
Classified Manager/Supervisor Salaries	\$ 173,275	\$ 167,494	\$ 181,068	\$ 13,574	8%
Classified Non-Instructional Salaries	927,905	894,192	948,357	54,165	6%
Classified Hourly Non-Instructional Salaries	159,737	214,900	207,200	(7,700)	-4%
TOTAL CLASSIFIED SALARIES	<u>\$ 1,260,917</u>	<u>\$ 1,276,586</u>	<u>\$ 1,336,625</u>	<u>\$ 60,039</u>	<u>5%</u>
 BENEFITS	 \$ 457,777	 \$ 456,108	 \$ 470,242	 \$ 14,134	 3%
 SUPPLIES AND MATERIALS					
Supplies and Materials	\$ 165,417	\$ 125,922	\$ 168,513	\$ 42,591	34%
 CONTRACT SERVICES AND OPERATING EXPENSES					
Professional Services	\$ 2,000	\$ 723	\$ 2,000	\$ 1,277	177%
Travel and Conferences	13,500	7,936	19,385	11,449	144%
Dues and Memberships	3,000	750	600	(150)	-20%
Rents, Building Repair, Maintenance and Equipment Repair	500	652	1,000	348	53%
Postage	500	442	844	402	91%
Other Services and Expenses	4,000	2,636	3,200	564	21%
TOTAL CONTRACT SERVICES AND OPERATING EXPENSES	<u>\$ 23,500</u>	<u>\$ 13,139</u>	<u>\$ 27,029</u>	<u>\$ 13,890</u>	<u>106%</u>

**Long Beach Community College District
2018-2019 Adopted Budget
Child and Adult Development Fund**

	ADOPTED BUDGET 2017-2018	UNAUDITED ACTUAL 2017-2018	ADOPTED BUDGET 2018-2019	CHANGE	
				AMOUNT	PERCENT
CAPITAL OUTLAY					
Equipment	\$ 23,250	\$ 19,679	\$ 13,000	\$ (6,679)	-34%
TOTAL EXPENDITURES	\$ 1,930,861	\$ 1,891,434	\$ 2,015,409	\$ 123,975	7%
OPERATING SURPLUS/(DEFICIT)	\$ 75,989	\$ 266,271	\$ 135,237	\$ (131,034)	-49%
Plus Beginning Balance	1,248,975	1,248,975	1,515,246	266,271	21%
ENDING BALANCE	\$ 1,324,964	\$ 1,515,246	\$ 1,650,483	\$ 135,237	9%
FUND BALANCE CLASSIFICATIONS					
Assigned Reserve	\$ 1,324,964	\$ 1,515,246	\$ 1,650,483	\$ 135,237	9%

Long Beach Community College District
2018-2019 Adopted Budget

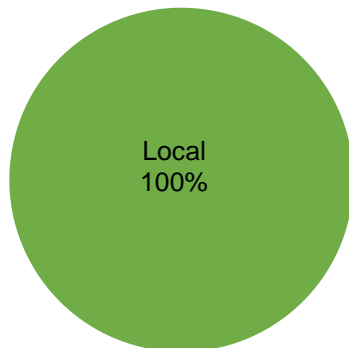
Contract/Community Education Fund

This Special Revenue Fund is used to record the financial transactions of Contract and Community Education programs and other income generating programs. The programs are managed by the Office of College Advancement and Economic Development. These program revenues, generated from economic and resource development activities, are unrestricted or designated for specific purposes. The District's policy is to devote these revenues to the operation and expansion of the Contract and Community Education programs.

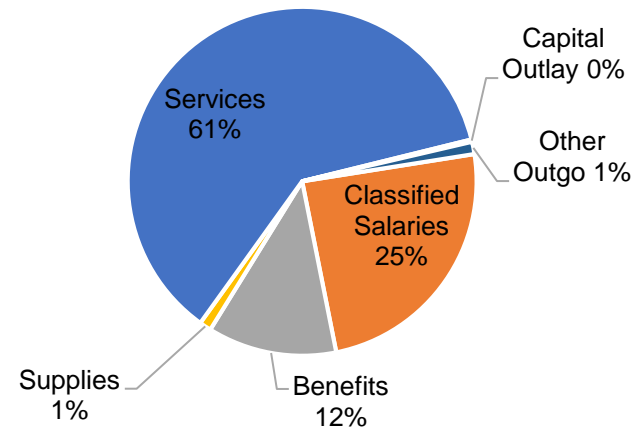
On April 1, 2014, \$200,000 was loaned from the Unrestricted General Fund to the Contract and Community Education Fund. This loan will be paid back over twenty years with principal and interest payments to be made by June 30 each year. Interest will be based on the Los Angeles County Office of Education rate. As of June 30, 2018, the remaining principal balance was \$157,500.

The pie charts below present a graphic picture of the Contract/Community Education Fund budgeted revenues and expenditures broken out by the major account groups. As shown in the revenue chart below, all of the revenue in this fund is from local sources.

Adopted Budget 2018-19
Revenue by Major Object Groups



Adopted Budget 2018-19
Expenditures by Major Object Groups



**Long Beach Community College District
2018-2019 Adopted Budget
Contract/Community Education Fund**

	ADOPTED BUDGET		UNAUDITED ACTUAL		ADOPTED BUDGET		CHANGE	
	2017-2018	2017-2018	2017-2018	2017-2018	2018-2019	2018-2019	AMOUNT	PERCENT
BEGINNING BALANCE	\$ 402,305	\$ 402,305	\$ 402,305	\$ 402,305	\$ 360,600	\$ 360,600	\$ (41,705)	-10%
REVENUE								
Local Revenue								
Small Business Development Center Program Income	\$ 47,864	\$ 75,041	\$ 47,864	\$ 75,041	\$ 49,899	\$ 49,899	\$ (25,142)	-34%
Cash Match Program	648,929	49,923	648,929	49,923	809,491	809,491	759,568	1521%
Community Education	114,620	52,706	114,620	52,706	163,134	163,134	110,428	210%
Contract Education	18,300	64,222	18,300	64,222	97,060	97,060	32,838	51%
Interest	15,000	20,828	15,000	20,828	20,562	20,562	(266)	-1%
TOTAL REVENUE	\$ 844,713	\$ 262,720	\$ 844,713	\$ 262,720	\$ 1,140,146	\$ 1,140,146	\$ 877,426	334%
EXPENDITURES								
CLASSIFIED SALARIES								
Classified Manager/Supervisor Salaries	\$ 364,614	\$ 194,624	\$ 364,614	\$ 194,624	\$ 311,831	\$ 311,831	\$ 117,207	60%
Classified Hourly Non-Instructional Salaries	21,249	25,792	21,249	25,792	24,330	24,330	(1,462)	-6%
TOTAL CLASSIFIED SALARIES	\$ 385,863	\$ 220,416	\$ 385,863	\$ 220,416	\$ 336,161	\$ 336,161	\$ 115,745	53%
BENEFITS	\$ 188,716	\$ 102,611	\$ 188,716	\$ 102,611	\$ 165,072	\$ 165,072	\$ 62,461	61%
SUPPLIES AND MATERIALS								
Other Supplies	\$ 11,961	\$ 6,390	\$ 11,961	\$ 6,390	\$ 12,000	\$ 12,000	\$ 5,610	88%
Hospitality	3,500	256	3,500	256	3,120	3,120	2,864	1119%
TOTAL SUPPLIES AND MATERIALS	\$ 15,461	\$ 6,646	\$ 15,461	\$ 6,646	\$ 15,120	\$ 15,120	\$ 8,474	128%

**Long Beach Community College District
2018-2019 Adopted Budget
Contract/Community Education Fund**

	ADOPTED BUDGET 2017-2018	UNAUDITED ACTUAL 2017-2018	ADOPTED BUDGET 2018-2019	CHANGE AMOUNT	PERCENT
CONTRACT SERVICES AND OPERATING EXPENSES					
Professional Services	\$ 613,792	\$ 29,024	\$ 845,898	\$ 816,874	2814%
Travel and Conferences	8,525	1,923	11,750	9,827	511%
Staff Development	5,000	0	1,000	1,000	na
Dues and Memberships	6,700	0	7,700	7,700	na
Utilities	9,500	8,639	0	(8,639)	-100%
Rents, Building Repair, Maintenance and Equipment Repair	828	255	827	572	224%
Interest Expenses	0	2,371	0	(2,371)	-100%
Fingerprinting	920	138	621	483	350%
Postage	450	27	500	473	1752%
Online Software Licensing	7,380	6,768	10,462	3,694	55%
Other Services and Expenses	7,885	599	2,000	1,401	234%
Indirect Costs	(47,367)	(78,331)	(35,945)	42,386	-54%
TOTAL CONTRACT SERVICES AND OPERATING EXPENSES	\$ 613,613	\$ (28,587)	\$ 844,813	\$ 873,400	-3055%
CAPITAL OUTLAY					
Equipment	\$ 5,000	\$ 0	\$ 3,000	\$ 3,000	na
TOTAL EXPENDITURES	\$ 1,208,653	\$ 301,086	\$ 1,364,166	\$ 1,063,080	353%

**Long Beach Community College District
2018-2019 Adopted Budget
Contract/Community Education Fund**

	<u>ADOPTED BUDGET 2017-2018</u>	<u>UNAUDITED ACTUAL 2017-2018</u>	<u>ADOPTED BUDGET 2018-2019</u>	<u>CHANGE AMOUNT</u>	<u>PERCENT</u>
OTHER OUTGO					
INTERFUND TRANSFERS OUT					
To Unrestricted General Fund for Instructional Departments	\$ 3,591	\$ 3,339	\$ 15,675	\$ 12,336	369%
TOTAL OTHER OUTGO	<u>\$ 3,591</u>	<u>\$ 3,339</u>	<u>\$ 15,675</u>	<u>\$ 12,336</u>	<u>369%</u>
TOTAL EXPENDITURES & OTHER OUTGO	\$ 1,212,244	\$ 304,425	\$ 1,379,841	\$ 1,075,416	353%
OPERATING SURPLUS/(DEFICIT)	\$ (367,531)	\$ (41,705)	\$ (239,695)	\$ (197,990)	475%
Plus Beginning Balance	402,305	402,305	360,600	(41,705)	-10%
ENDING BALANCE	<u>\$ 34,774</u>	<u>\$ 360,600</u>	<u>\$ 120,905</u>	<u>\$ (239,695)</u>	<u>-66%</u>
FUND BALANCE CLASSIFICATIONS					
Assigned Reserve	\$ 34,774	\$ 360,600	\$ 120,905	\$ (239,695)	-66%

**Long Beach Community College District
2018-2019 Adopted Budget**

General Obligation Bond Funds

2008 Measure E General Obligation Bonds

A total of \$440 million was authorized under 2008 Measure E in February 2008 by the voters. The first \$48.4 million of the 2008 Measure E General Obligation Bonds were sold in July 2008. Bond Anticipation Notes (BAN) totaling \$150 million were issued in January 2010. The BAN was repaid as scheduled in January 2013. On December 12, 2012, \$237 million in 2008 Election, 2012 Series B bonds were issued. \$150 million of the proceeds were used to pay the BAN principal. The remaining proceeds paid for BAN interest and bond construction projects.

On February 25, 2014, \$11,825,000 in 2008 Election, 2014 Series C refunding bonds (federally taxable) were issued. These bonds were used for a partial advance refunding of the 2008 Election, 2008 Series A bonds. This refunding saves District taxpayers approximately \$2.3 million in future property taxes.

On August 5, 2014, \$43,200,000 in 2002 Election, 2014 Series E refunding bonds were issued. These bonds were used for an advance refunding of a portion of the outstanding 2002 Election, 2007 Series D bonds. This refunding saves District taxpayers approximately \$2.3 million in future property taxes.

On June 9, 2015, \$32,545,000 in 2015 Series F refunding bonds were issued. The bonds were used to effect the current refunding of a portion of the 2005 Series B bonds and the advanced refunding of a portion of the 2008 Series A bonds. This refunding saves District taxpayers approximately \$3.7 million in future property taxes.

On September 7, 2016, \$3.2 million in federally taxable, 2016 Series D General Obligation Bonds were sold to continue to fund the construction projects.

On December 14, 2017, \$83,490,000 in 2008 Election, 2017 Series G refunding bonds were issued. These bonds were used for an advance refunding of a portion of the outstanding 2008 Election, 2012 Series B bonds. This refunding saves District taxpayers approximately \$21.4 million in future property taxes.

**Long Beach Community College District
2018-2019 Adopted Budget**

General Obligation Bond Funds

2016 Measure LB General Obligation Bonds

A total of \$850 million was authorized under 2016 Measure LB in June 2016 by the voters. On September 7, 2016, \$80.8 million (\$9.0 million federally taxable, 2016 Series A and \$72.8 million tax exempt, 2016 Series B) General Obligation Bonds were sold to continue to fund construction projects.

2008 Measure E and 2016 Measure LB Projects

The projects funded by the 2008 Measure E and the 2016 Measure LB will continue to further the modernization of Long Beach City College in accordance with the 2041 Unified Master Plan on two campuses, the Pacific Coast Campus and the Liberal Arts Campus. The description below outlines some of the larger projects planned for the fiscal year 2018-19.

Pacific Coast Campus

Water Conservation Project

The project will address the new California regulations for water conservation. We will be rehabilitating the landscaping on the southwest corner of the campus along Pacific Coast Highway and up Orange Avenue and the area along 20th Street. The project will entail installing new drought tolerant landscaping and drip irrigation systems with moisture sensors. Construction began in January 2018 and is expected to continue through Fall 2018.

Parking Structure – Building P2

The project includes the new construction of an approximately 550 vehicle parking structure at the corner of Walnut Avenue and Pacific Coast Highway. The parking structure will include photovoltaic solar panels on the

**Long Beach Community College District
2018-2019 Adopted Budget**

General Obligation Bond Funds

top of the structure. The project is currently in the design phase, and utilizes the design-build delivery method. Construction is anticipated to start in Summer 2019.

Construction Trades Phase 1 – Building MM

This project involves a major renovation of the existing 13,288 gross square foot facility, which was constructed in 1957, as well as construction of a new 4,531 gross square foot addition to the building. The previously submitted and approved final project proposal (FPP) has been funded in the Governor's budget for 2017/2018. State funding of nearly \$7 million will be provided to help offset the construction cost of this project. Renovation includes upgrading of the facility including electrical systems, data communication systems, ADA access compliance, HVAC system replacement, lighting, plumbing, and aesthetic improvements. The project is currently in the design phase. Construction is anticipated to start in Spring 2020.

ADA Site and Building Barrier Removal Projects

This project will address Americans with Disabilities Act (ADA) barrier items identified in LBCC's Title II ADA Transition Plan Survey. The scope of this project prioritizes areas of the campus in coordination with the 2014 Master Plan; this project will address Buildings AA, BB, CC, DD, EE, GG, HH, II, JJ, UU, LL, YY, NN, KK, Exterior Pathways, and Exterior Features. The projects were bid out separately and are both currently under construction with phased night and weekend work for loud noise activities to mitigate the impacts to the Faculty and Staff.

Liberal Arts Campus

Science First & Second Floors – Building D Modernization

Building D will be retrofitted with new wet and dry science laboratories. The 12,000 SF upgraded area will house Anatomy, Microbiology, Health Occupation, and Diagnostic Medical Imaging (DMI). Toilet facilities will be renovated and a new elevator will be installed as part of the project. Construction began September 2016

**Long Beach Community College District
2018-2019 Adopted Budget**

General Obligation Bond Funds

and will continue through Summer 2018. The project was on-hold due to issues with the contractor, however, a new completion contractor is in place and construction has resumed.

Language Arts Department – Building P

Building P was originally constructed in 1935 and is one of the oldest buildings on campus. The modernization project upgrades approximately 9,656 assignable square feet (ASF) with structural improvements, smart classrooms, computer laboratory, offices, and library. Also included in the project will be meeting rooms for the English, Academic Administration and Journalism departments. Buildings M and N will serve as swing space until the Building P modernization is completed. Construction began February 2017 and will continue through Fall 2018.

ADA Site and Building Barrier Removal Projects

This project will address ADA barrier items identified in LBCC's most recent Title II ADA Transition Plan Survey. The scope of this project prioritizes areas of the campus in coordination with the 2041 Master Plan; this project will address Buildings A, C, D, I, L, T, V, X, Z, P1 Parking Structure, Exterior Pathways, and Exterior Features. The project is currently in design.

**Long Beach Community College District
2018-2019 Adopted Budget**

General Obligation Bond Funds

Auditorium – Building J

Building J involves the complete renovation of this 37,878 gross square foot auditorium building that was built in 1956. The project will include adding 14,119 gross square feet in the northwest corner as a second floor addition to accommodate dance and theater classes, storage and offices. In addition, the project will include the installation of air conditioning systems as well as general refurbishment of the aging facility to improve electrical power systems, address plumbing issues, provide enhanced telecommunication capability, upgrade lighting and make aesthetic improvements. ADA compliance items to be updated will include a new elevator for access to the basement area and second floor. In addition, the auditorium and lobby space will have a fire suppression system installed along with a voice annunciated fire alarm system. Construction began in January 2018 and will be complete in Fall 2019.

Kinesiology Labs and Aquatic Center – Building W

This project is a renovation of the physical education outdoor playing fields to better accommodate instructional needs as well as intercollegiate athletics. Scope of work includes demolition of the existing spaces for new construction, to include supporting structures and utilities, of the following spaces: Aquatics Center, a full size soccer practice field, full size soccer field, six tennis courts, five sand volleyball courts, parking stalls and softball field. The Aquatic Center portion of the project involves construction of a new 50 meter x 25 yard pool. Scope of work also includes construction of support structure that is approximately 12,000 square feet to provide showers, locker rooms, storage, pool equipment and office space. The new pool will be constructed along Carson Street to better accommodate its increased space needs. This project is currently in design. Construction is anticipated to start in Summer 2019.

**Long Beach Community College District
2018-2019 Adopted Budget**

General Obligation Bond Funds

Liberals Arts Classroom Building – Building M

The project has moved up in priority, as the previously submitted and approved final project proposal (FPP) has been funded in the Governor's budget for 2017/2018. State funding of nearly \$21 million will be provided to help offset the construction cost of this project. This project will replace two buildings (Buildings M & N) constructed in 1935. The current facilities are aging and in need of significant repair. The heating and cooling systems are outdated and the electrical systems are insufficient to meet current demands for technology and those teaching methodologies supported by these new technologies. ADA compliant access has also been a problem with Building M that requires attention.

The project scope includes construction of an 81,970 gross square foot building to provide new classrooms, laboratory facilities, a modern technology center for the computer information systems and business technology departments, faculty offices, and support areas for general education instruction. Included within the new building will be meeting/conference areas as well as some larger classrooms to support educational objectives. This project will utilize a design-build delivery method. The Design-Build entity will be selected in Fall 2018.

Central Plant Expansion – Building X

The Central Plant Expansion project is meant to address the demands of future building growth, as outlined in the 2041 Facilities Master Plan (FMP), and best energy management practices. New buildings at LAC that will be coming online will increase the demands on the existing central plant, thus reducing the effectiveness of the existing central plant to serve the LAC. This project, which will modify the existing central plant, includes replacement of an existing 300 ton chiller with a new 900 ton chiller, replacement of the existing eight chilled water and condenser water pumps, and replacement of the four existing cooling towers. These upgrades will maintain redundancy in the chilled water system for LAC. The project is currently in the design phase and construction is anticipated to begin in Fall 2019.

Long Beach Community College District
2018-2019 Adopted Budget

General Obligation Bond Funds

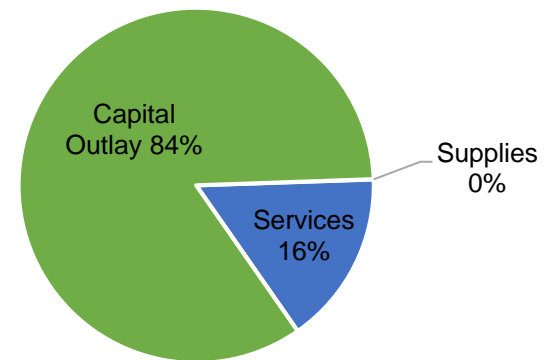
2008 Measure E

The pie charts below present a graphic picture of the 2008 Measure E General Obligation Bond Fund (Fund #46) budgeted revenues and expenditures broken out by the major account groups. As shown in the revenue chart below, all of the revenue in this fund is from local sources.

Adopted Budget 2018-19
Revenue by Major Object Groups



Adopted Budget 2018-19
Expenditures by Major Object Groups



**Long Beach Community College District
2018-2019 Adopted Budget
General Obligation Bond Fund
2008 Measure E**

	ADOPTED	UNAUDITED	ADOPTED	CHANGE	
	BUDGET	ACTUAL	BUDGET	AMOUNT	PERCENT
	2017-2018	2017-2018	2018-2019		
BEGINNING BALANCE	\$ <u>9,063</u>	\$ <u>9,063</u>	\$ <u>12,600</u>	\$ <u>3,537</u>	<u>39%</u>
REVENUE					
Bond Proceeds	\$ 151,412,324	\$ 0	\$ 151,412,324	\$ 151,412,324	na
Interest	1,000	7,182	80	(7,102)	-99%
TOTAL REVENUE	\$ <u>151,413,324</u>	\$ <u>7,182</u>	\$ <u>151,412,404</u>	\$ <u>151,405,222</u>	<u>2108121%</u>
EXPENDITURES					
CLASSIFIED SALARIES					
Classified Hourly Non-Instructional Salaries	\$ 1,914	\$ 0	\$ 0	\$ 0	na
BENEFITS	\$ 249	\$ 0	\$ 0	\$ 0	na
SUPPLIES AND MATERIALS					
Supplies and Materials	\$ 71,538	\$ 0	\$ 28,033	\$ 28,033	na
CONTRACT SERVICES AND OPERATING EXPENSES					
Professional Services	\$ 17,295,387	\$ 6,983	\$ 13,348,939	\$ 13,341,956	191063%
Insurance	2,335,595	16,607	1,183,047	1,166,440	7024%
Rents, Building Repair, Maintenance and Equipment Repair	223,271	0	186,740	186,740	na
Legal	284,612	6,570	187,898	181,328	2760%
Postage	1,773	0	1,773	1,773	na
Online Software Licensing	5,161	(4,438)	9,599	14,037	-316%
Other Services and Expenses	754,284	5	315,127	315,122	6302440%
TOTAL CONTRACT SERVICES AND OPERATING EXPENSES	\$ <u>20,900,083</u>	\$ <u>25,727</u>	\$ <u>15,233,123</u>	\$ <u>15,207,396</u>	<u>59111%</u>

**Long Beach Community College District
2018-2019 Adopted Budget
General Obligation Bond Fund
2008 Measure E**

	<u>ADOPTED BUDGET 2017-2018</u>	<u>UNAUDITED ACTUAL 2017-2018</u>	<u>ADOPTED BUDGET 2018-2019</u>	<u>CHANGE AMOUNT</u>	<u>PERCENT</u>
CAPITAL OUTLAY					
Site Improvements	\$ 6,967,655	\$ 0	\$ 6,770,370	\$ 6,770,370	na
Buildings and Additions	105,205,812	(9,523)	69,651,311	69,660,834	-731501%
Equipment	8,732,991	(12,559)	4,477,936	4,490,495	-35755%
TOTAL CAPITAL OUTLAY	\$ 120,906,458	\$ (22,082)	\$ 80,899,617	\$ 80,921,699	-366460%
TOTAL EXPENDITURES	\$ 141,880,242	\$ 3,645	\$ 96,160,773	\$ 96,157,128	2638056%
OPERATING SURPLUS/(DEFICIT)	\$ 9,533,082	\$ 3,537	\$ 55,251,631	\$ 55,248,094	1562004%
Plus Beginning Balance	9,063	9,063	12,600	3,537	39%
ENDING BALANCE	\$ 9,542,145	\$ 12,600	\$ 55,264,231	\$ 55,251,631	438505%
FUND BALANCE CLASSIFICATIONS					
Restricted Reserve					
Reserve for Contingencies	\$ 9,542,145	\$ 12,600	\$ 55,264,231	\$ 55,251,631	438505%

Long Beach Community College District
2018-2019 Adopted Budget

General Obligation Bond Funds

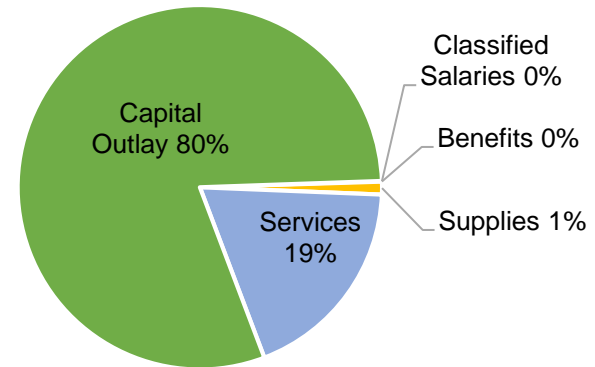
2016 Measure LB

The pie charts below present a graphic picture of the 2016 Measure LB General Obligation Bond Fund (Fund #47) budgeted revenues and expenditures broken out by the major account groups. As shown in the revenue chart below, all of the revenue in this fund is from local sources.

Adopted Budget 2018-19
Revenue by Major Object Groups



Adopted Budget 2018-19
Expenditures by Major Object Groups



**Long Beach Community College District
2018-2019 Adopted Budget
General Obligation Bond Fund
2016 Measure LB**

	ADOPTED	UNAUDITED	ADOPTED	CHANGE	
	BUDGET	ACTUAL	BUDGET	AMOUNT	PERCENT
	2017-2018	2017-2018	2018-2019		
BEGINNING BALANCE	\$ <u>78,866,532</u>	\$ <u>78,866,532</u>	\$ <u>54,519,191</u>	\$ <u>(24,347,341)</u>	<u>-31%</u>
REVENUE					
Bond Proceeds	\$ 768,210,000	\$ 0	\$ 768,210,000	\$ 768,210,000	na
Interest	408,912	1,141,054	803,093	(337,961)	-30%
TOTAL REVENUE	\$ <u>768,618,912</u>	\$ <u>1,141,054</u>	\$ <u>769,013,093</u>	\$ <u>767,872,039</u>	<u>67295%</u>
EXPENDITURES					
CLASSIFIED SALARIES					
Classified Manager/Supervisor Salaries	\$ 87,998	\$ 87,536	\$ 268,340	\$ 180,804	207%
Classified Non-Instructional Salaries	63,123	61,795	64,040	2,245	4%
Classified Hourly Non-Instructional Salaries	0	11,585	9,935	(1,650)	-14%
TOTAL CLASSIFIED SALARIES	\$ <u>151,121</u>	\$ <u>160,916</u>	\$ <u>342,315</u>	\$ <u>181,399</u>	<u>113%</u>
BENEFITS	\$ 77,072	\$ 77,665	\$ 174,029	\$ 96,364	124%
SUPPLIES AND MATERIALS					
Supplies and Materials	\$ 9,080,000	\$ 26,809	\$ 9,134,911	\$ 9,108,102	33974%

**Long Beach Community College District
2018-2019 Adopted Budget
General Obligation Bond Fund
2016 Measure LB**

	ADOPTED BUDGET 2017-2018	UNAUDITED ACTUAL 2017-2018	ADOPTED BUDGET 2018-2019	CHANGE AMOUNT	PERCENT
CONTRACT SERVICES AND OPERATING EXPENSES					
Professional Services	\$ 104,031,698	\$ 5,898,388	\$ 104,658,050	\$ 98,759,662	1674%
Insurance	16,423,041	535,031	19,769,520	19,234,489	3595%
Rents, Building Repair, Maintenance and Equipment Repair	2,700,000	162,365	2,964,783	2,802,418	1726%
Legal	759,605	41,300	790,083	748,783	1813%
Postage	10,000	165	9,834	9,669	5860%
Online Software Licensing	1,000,000	0	1,000,000	1,000,000	na
Other Services and Expenses	21,288,083	148,423	20,906,184	20,757,761	13986%
TOTAL CONTRACT SERVICES AND OPERATING EXPENSES	\$ 146,212,427	\$ 6,785,672	\$ 150,098,454	\$ 143,312,782	2112%
CAPITAL OUTLAY					
Site Improvements	\$ 58,888,858	\$ 748,642	\$ 59,477,924	\$ 58,729,282	7845%
Buildings and Additions	468,923,338	14,894,632	484,642,661	469,748,029	3154%
Equipment	102,179,922	2,794,059	103,073,787	100,279,728	3589%
TOTAL CAPITAL OUTLAY	\$ 629,992,118	\$ 18,437,333	\$ 647,194,372	\$ 628,757,039	3410%
TOTAL EXPENDITURES	\$ 785,512,738	\$ 25,488,395	\$ 806,944,081	\$ 781,455,686	3066%
OPERATING SURPLUS/(DEFICIT)	\$ (16,893,826)	\$ (24,347,341)	\$ (37,930,988)	\$ (13,583,647)	56%
Plus Beginning Balance	78,866,532	78,866,532	54,519,191	(24,347,341)	-31%
ENDING BALANCE	\$ 61,972,706	\$ 54,519,191	\$ 16,588,203	\$ (37,930,988)	-70%
FUND BALANCE CLASSIFICATIONS					
Restricted Reserve					
Reserve for Contingencies	\$ 61,972,706	\$ 54,519,191	\$ 16,588,203	\$ (37,930,988)	-70%

**Long Beach Community College District
2018-2019 Adopted Budget**

Retiree Health Fund

Retiree benefits current costs and liabilities for future costs are budgeted and recorded in the Retiree Health Fund. Retiree health benefits are often referred to as Other Post-Employment Benefits (OPEB). As of our most recent actuarial study dated June 30, 2017, the total actuarially determined liability (Total OPEB Liability – TOL) for current and future retirees is \$37,170,840. The Actuary determined that the Annual Required Contribution (ARC) is \$4,112,718 or 5.76% of covered payroll.

Per the Chancellor's Office accounting advisory dated June 14, 2010, categorical programs can only be charged OPEB (Other Post-Employment Benefits) costs for current eligible employees. Therefore, only 3.27% of the 5.76% is applicable to all eligible employees. The Unrestricted General Fund will transfer any additional funds needed to reach our ARC amount of \$4,112,718 into the Retiree Health Fund.

On January 24, 2006, the Board of Trustees authorized participation in the Futuris Program, which provides professional investment management services for the irrevocable trust portion of the Retiree Health Fund. Our contribution for the ARC normal costs related to 2016-17 federally funded salaries was \$64,708, which was deposited into the irrevocable trust in July 2017. A similar contribution is expected for 2017-18.

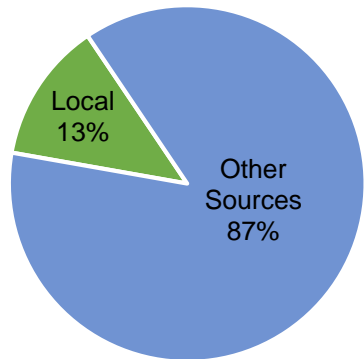
The ARC amount noted above is a \$1,041,264 decrease from the prior actuarial study. Several factors impact the ARC valuation, including: 1) changes in the number of participants, 2) effects of regulation changes, 3) changes in health insurance premiums, and 4) changes in the investment in the irrevocable trust. Participants have increased due to significant hiring in recent years. With the implementation of GASB 68 & 71 for pension liabilities in 2014-15 and the implementation of GASB 74 and 75 for retiree health liabilities, actuaries are compelled to use similar assumptions and methodologies to those used by STRS and PERS actuaries. Increases in health insurance premiums (3.2% in 2017-18) impact the ARC. Assets in the irrevocable trust increased \$6 million since the previous study, which contributes to the decrease in the ARC. We implemented GASB 74 and 75 for the 2016-17 fiscal year, which required presenting full unfunded OPEB liabilities on our audited financial statements. As of June 30, 2018, the market value of the investment in the irrevocable trust was \$8,177,646 (\$7,670,067 cost).

Long Beach Community College District
2018-2019 Adopted Budget

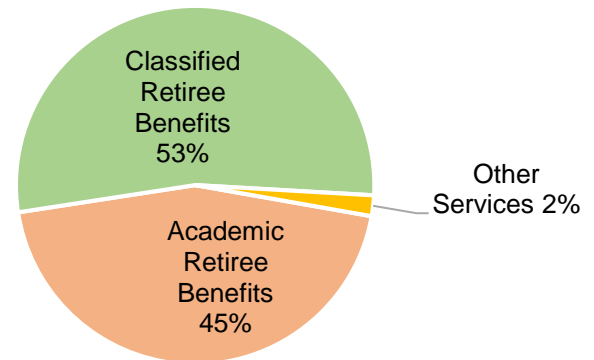
Retiree Health Fund

The pie charts below present a graphic picture of the Retiree Health Fund budgeted revenues and expenditures broken out by the major account groups.

Adopted Budget 2018-19
Revenue by Major Object Groups



Adopted Budget 2018-19
Expenditures by Major Object Groups



**Long Beach Community College District
2018-2019 Adopted Budget
Retiree Health Fund**

	ADOPTED	UNAUDITED	ADOPTED	CHANGE	
	BUDGET	ACTUAL	BUDGET	AMOUNT	PERCENT
	2017-2018	2017-2018	2018-2019		
BEGINNING BALANCE	\$ 27,079,179	\$ 27,079,179	\$ 29,986,615	\$ 2,907,436	11%
REVENUE					
Local Revenue					
Interest	\$ 176,400	\$ 270,770	\$ 280,000	\$ 9,230	3%
Dividend Income	312,295	441,696	328,800	(112,896)	-26%
TOTAL REVENUE	\$ 488,695	\$ 712,466	\$ 608,800	\$ (103,666)	-15%
OTHER FINANCING SOURCES					
From Composite Benefits Rate	\$ 3,012,788	\$ 4,645,456	\$ 2,332,879	\$ (2,312,577)	-50%
From Unrestricted General Fund for Unfunded UAAL Contribution	2,141,194	508,526	1,779,839	1,271,313	250%
TOTAL OTHER FINANCING SOURCES	\$ 5,153,982	\$ 5,153,982	\$ 4,112,718	\$ (1,041,264)	-20%
TOTAL REVENUE AND OTHER FINANCING SOURCES	\$ 5,642,677	\$ 5,866,448	\$ 4,721,518	\$ (1,144,930)	-20%
EXPENDITURES					
Academic Retiree Benefits	\$ 1,566,852	\$ 1,486,665	\$ 1,728,439	\$ 241,774	16%
Classified Retiree Benefits	1,695,059	1,400,924	2,058,452	657,528	47%
Other Services and Expenses	69,700	71,423	72,000	577	1%
TOTAL EXPENDITURES	\$ 3,331,611	\$ 2,959,012	\$ 3,858,891	\$ 899,879	30%
OPERATING SURPLUS/(DEFICIT)	\$ 2,311,066	\$ 2,907,436	\$ 862,627	\$ (2,044,809)	-70%
Plus Beginning Balance	27,079,179	27,079,179	29,986,615	2,907,436	11%
ENDING BALANCE	\$ 29,390,245	\$ 29,986,615	\$ 30,849,242	\$ 862,627	3%
FUND BALANCE CLASSIFICATIONS					
Restricted Reserve					
Futuris Irrevocable Trust	\$ 7,807,373	\$ 8,177,646	\$ 8,576,446	\$ 398,800	5%
Committed Reserve					
Actuarial Accrued Liability	21,582,872	21,808,969	22,272,796	463,827	2%
TOTAL FUND BALANCE	\$ 29,390,245	\$ 29,986,615	\$ 30,849,242	\$ 862,627	3%

**Long Beach Community College District
2018-2019 Adopted Budget**

Self Insurance Fund

Education Code Section 72506(d) authorizes community college districts to establish a separate self insurance fund for the purpose of covering the property and liability claims of the District, its officers, agents, and employees. The District belongs to the Statewide Association of Community Colleges (SWACC) Joint Powers Authority for up to \$1,000,000 comprehensive liability insurance and up to \$250,000 for property insurance coverage. The District belongs to the School's Association for Excess Risk (SAFER) Joint Powers Authority for excess insurance coverage for liability losses in excess of \$1,000,000 up to \$50,000,000, and in excess of \$250,000 up to \$250,250,000 for excess property coverage. These pools have stabilized the cost of insurance coverage in recent years.

Our deductibles for insurance are as follows:

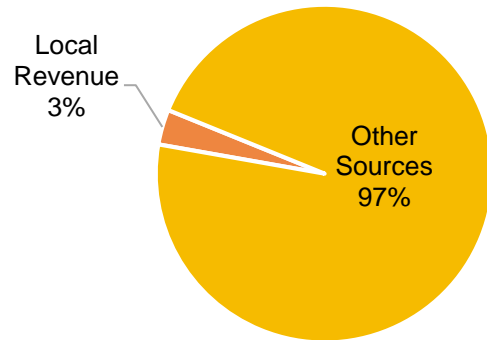
- Liability \$10,000
- Property \$ 5,000
- Student Professional Liability \$ 5,000
- Crime \$ 2,500
- Cyber Liability \$25,000
- Equipment Breakdown \$ 5,000

Long Beach Community College District
2018-2019 Adopted Budget

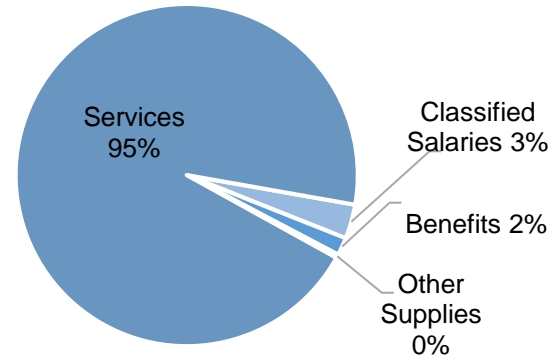
Self Insurance Fund

The pie charts below present a graphic picture of the Self Insurance Fund budgeted revenues and expenditures broken out by the major account groups.

Adopted Budget 2018-19
Revenue by Major Object Groups



Adopted Budget 2018-19
Expenditures by Major Object Groups



**Long Beach Community College District
2018-2019 Adopted Budget
Self Insurance Fund**

	ADOPTED	UNAUDITED	ADOPTED	CHANGE	
	BUDGET	ACTUAL	BUDGET	AMOUNT	PERCENT
	2017-2018	2017-2018	2018-2019		
BEGINNING BALANCE	\$ 3,187,821	\$ 3,187,821	\$ 3,441,199	\$ 253,378	8%
REVENUE					
Interest	\$ 26,000	\$ 35,014	\$ 41,370	\$ 6,356	18%
TOTAL REVENUE	\$ 26,000	\$ 35,014	\$ 41,370	\$ 6,356	18%
OTHER FINANCING SOURCES					
INTERFUND TRANSFERS IN					
From Unrestricted General Fund	\$ 1,186,000	\$ 1,186,000	\$ 1,186,000	\$ 0	0%
TOTAL OTHER FINANCING SOURCES	\$ 1,186,000	\$ 1,186,000	\$ 1,186,000	\$ 0	0%
TOTAL REVENUE AND OTHER FINANCING SOURCES	\$ 1,212,000	\$ 1,221,014	\$ 1,227,370	\$ 6,356	1%
EXPENDITURES					
Classified Non-Instructional Salaries	\$ 36,687	\$ 37,620	\$ 38,811	\$ 1,191	3%
Benefits	18,710	19,186	20,182	996	5%
Other Supplies	375	4,287	3,000	(1,287)	-30%
Professional Services	8,500	2,423	8,500	6,077	251%
Travel and Conferences	2,900	2,331	2,900	569	24%
Dues and Memberships	150	150	150	0	0%
Insurance Premiums Casualty/Liability	790,950	684,696	936,000	251,304	37%
Miscellaneous Insurance Expense	202,000	215,222	122,000	(93,222)	-43%
Legal Services	100,000	0	50,000	50,000	na
Online Software Licensing	14,200	942	5,000	4,058	431%
Other Services and Expenses	21,000	0	11,000	11,000	na
Equipment	0	779	0	(779)	-100%
TOTAL EXPENDITURES	\$ 1,195,472	\$ 967,636	\$ 1,197,543	\$ 229,907	24%

**Long Beach Community College District
2018-2019 Adopted Budget
Self Insurance Fund**

	ADOPTED	UNAUDITED	ADOPTED	CHANGE	
	BUDGET	ACTUAL	BUDGET	AMOUNT	PERCENT
	2017-2018	2017-2018	2018-2019		
OPERATING SURPLUS/(DEFICIT)	\$ 16,528	\$ 253,378	\$ 29,827	\$ (223,551)	-88%
Plus Beginning Balance	3,187,821	3,187,821	3,441,199	253,378	8%
ENDING BALANCE	\$ 3,204,349	\$ 3,441,199	\$ 3,471,026	\$ 29,827	1%
 FUND BALANCE CLASSIFICATIONS					
Committed Reserve	\$ 3,204,349	\$ 3,441,199	\$ 3,471,026	\$ 29,827	1%

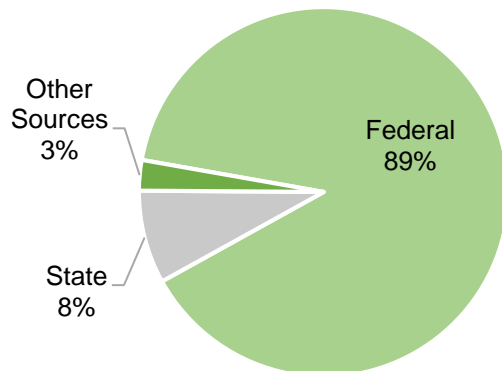
**Long Beach Community College District
2018-2019 Adopted Budget**

Student Financial Aid Fund

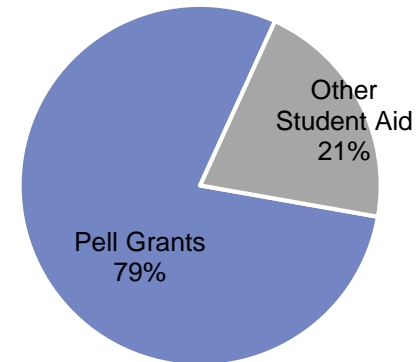
Effective July 1, 1984, the District was required to maintain a separate fund for the deposit and direct payment of government-funded Student Financial Aid. Included in the Student Financial Aid Fund are: Extended Opportunity Programs and Services (EOPS); Perkins Loans (formerly NDSL); Federal Supplemental Education Opportunity Grants (FSEOG); Cal Grants; Federal Pell Grants; Cooperative Agencies Resources Education (CARE) program; and the W. D. Ford Direct Stafford Loans.

The pie charts below present a graphic picture of the Student Financial Aid Fund budgeted revenues and expenditures broken out by the major account groups. As shown in the expense chart below, all of the expense in this fund is for student aid.

Adopted Budget 2018-19
Revenue by Major Object Groups



Adopted Budget 2018-19
Expenditures by Major Object Groups



**Long Beach Community College District
2018-2019 Adopted Budget
Student Financial Aid Fund**

	ADOPTED	UNAUDITED	ADOPTED	CHANGE	
	BUDGET	ACTUAL	BUDGET	AMOUNT	PERCENT
	2017-2018	2017-2018	2018-2019		
BEGINNING BALANCE	\$ <u>121,523</u>	\$ <u>121,523</u>	\$ <u>121,523</u>	\$ <u>0</u>	<u>0%</u>
REVENUE					
Federal Revenue					
Americorps National Service Awards	\$ 80,000	\$ 72,656	\$ 80,000	\$ 7,344	10%
Pell Grants	34,957,400	35,900,389	35,778,847	(121,542)	0%
Supplemental Education Opportunity Grants (SEOG)	778,213	777,922	944,733	166,811	21%
W. D. Ford Direct Stafford Loan	3,697,000	3,042,781	3,480,000	437,219	14%
Total Federal Revenue	\$ <u>39,512,613</u>	\$ <u>39,793,748</u>	\$ <u>40,283,580</u>	\$ <u>489,832</u>	<u>1%</u>
State Revenue					
Cal Grants	\$ 2,900,000	\$ 2,402,363	\$ 2,900,000	\$ 497,637	21%
Community College Completion Grant	0	234,750	407,657	172,907	74%
Cooperative Agencies Resources Education (CARE)	138,000	138,000	138,000	0	0%
Extended Opportunity Programs and Services	400,677	400,677	400,677	0	0%
One-Time Emergency Aid Funding for Dreamer Students	0	172,231	0	(172,231)	-100%
Total State Revenue	\$ <u>3,438,677</u>	\$ <u>3,348,021</u>	\$ <u>3,846,334</u>	\$ <u>498,313</u>	<u>15%</u>
TOTAL REVENUE	\$ <u>42,951,290</u>	\$ <u>43,141,769</u>	\$ <u>44,129,914</u>	\$ <u>988,145</u>	<u>2%</u>
OTHER FINANCING SOURCES					
INTERFUND TRANSFERS IN					
From Restricted General Fund					
Full-Time Student Success Grant	\$ 854,151	\$ 1,128,632	\$ 1,211,155	\$ 82,523	7%
From Unrestricted General Fund					
Return to Title IV District Contribution	\$ 45,600	\$ 58,820	\$ 110,000	\$ 51,180	87%
TOTAL OTHER FINANCING SOURCES	\$ <u>899,751</u>	\$ <u>1,187,452</u>	\$ <u>1,321,155</u>	\$ <u>133,703</u>	<u>11%</u>
TOTAL REVENUE AND OTHER SOURCES	\$ <u>43,851,041</u>	\$ <u>44,329,221</u>	\$ <u>45,451,069</u>	\$ <u>1,121,848</u>	<u>3%</u>

**Long Beach Community College District
2018-2019 Adopted Budget
Student Financial Aid Fund**

	ADOPTED BUDGET 2017-2018	UNAUDITED ACTUAL 2017-2018	ADOPTED BUDGET 2018-2019	CHANGE AMOUNT	PERCENT
EXPENDITURES					
Americorps National Service Awards	\$ 80,000	\$ 72,656	\$ 80,000	\$ 7,344	10%
Cal Grants	2,900,000	2,401,182	2,900,000	498,818	21%
Cooperative Agencies Resources Education (CARE)	138,000	138,000	138,000	0	0%
Extended Opportunity Programs and Services	400,677	400,679	400,677	(2)	0%
Community College Completion Grant	0	234,750	407,657	172,907	74%
Full-Time Student Success Grant	854,151	1,127,132	1,211,155	84,023	7%
One-Time Emergency Aid Funding for Dreamer Students	0	172,231	0	(172,231)	-100%
Pell Grants	35,000,000	35,963,432	35,878,847	(84,585)	0%
Supplemental Education Opportunity Grants (SEOG)	778,213	775,128	944,733	169,605	22%
W. D. Ford Direct Stafford Loan	3,700,000	3,044,031	3,490,000	445,969	15%
TOTAL EXPENDITURES	\$ 43,851,041	\$ 44,329,221	\$ 45,451,069	\$ 1,121,848	3%
OPERATING SURPLUS/(DEFICIT)					
	\$ 0	\$ 0	\$ 0	\$ 0	na
Plus Beginning Balance	121,523	121,523	121,523	0	0%
ENDING BALANCE	\$ 121,523	\$ 121,523	\$ 121,523	\$ 0	0%
FUND BALANCE CLASSIFICATIONS					
Restricted Reserve	\$ 121,523	\$ 121,523	\$ 121,523	\$ 0	0%

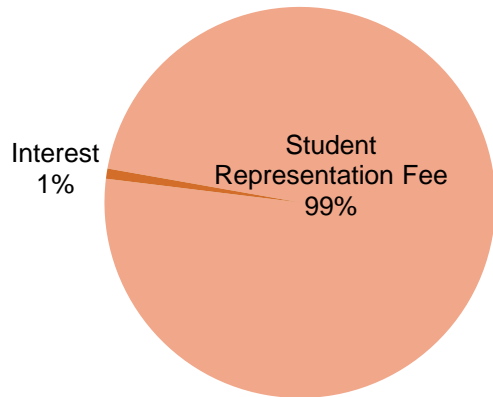
Long Beach Community College District
2018-2019 Adopted Budget

Student Representation Fee Fund

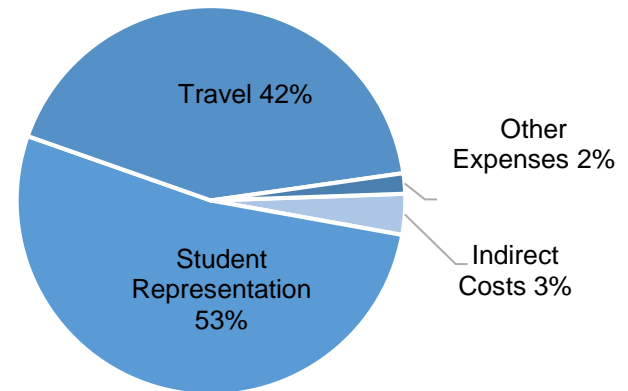
The Student Representation Fee Fund is used to account for moneys collected pursuant to EC §76060.5 that provides for a student representation fee of two dollars per semester. One dollar (\$1) of every two dollar (\$2) fee collected shall be expended to establish and provide support for governmental affairs representatives of local or statewide student body organizations who may be stating their positions and viewpoints before city, county, and district governments and before offices and agencies of the state government. The remaining dollar will be distributed to the Board of Governors to be expended on the establishment and to support the operations of a statewide community college student organization, recognized by the Board of Governors of the California Community Colleges.

Fees collected pursuant to EC §76060.5 shall be under the custody of the district's chief fiscal officer and, subject to approval of the governing board, shall be deposited or invested in one or more of the following ways: in an insured bank, state-chartered savings and loan association, credit union, centralized State Treasury system, or other depository or investment as authorized by EC §76063. The funds collected are deposited at Farmers and Merchants Bank in a fully insured account.

Adopted Budget 2018-19
Revenue by Major Object Groups



Adopted Budget 2018-19
Expenditures by Major Object Groups



**Long Beach Community College District
2018-2019 Adopted Budget
Student Representation Fee Fund**

	ADOPTED BUDGET 2017-2018	UNAUDITED ACTUAL 2017-2018	ADOPTED BUDGET 2018-2019	CHANGE	
				AMOUNT	PERCENT
BEGINNING BALANCE	\$ 31,832	\$ 31,832	\$ 55,157	\$ 23,325	73%
REVENUE					
Local Revenue					
Student Representation Fee	\$ 68,000	\$ 64,714	\$ 66,000	\$ 1,286	2%
Interest	150	724	560	(164)	-23%
TOTAL REVENUE	<u>\$ 68,150</u>	<u>\$ 65,438</u>	<u>\$ 66,560</u>	<u>\$ 1,122</u>	<u>2%</u>
EXPENDITURES					
SUPPLIES & MATERIALS					
Other Supplies	\$ 1,000	\$ 388	\$ 800	\$ 412	106%
CONTRACT SERVICES AND OPERATING EXPENSES					
Professional Services	\$ 31,620	\$ 28,981	\$ 31,000	\$ 2,019	7%
Travel and Conferences	25,000	11,676	25,000	13,324	114%
Postage	200	0	200	200	na
Indirect Costs	4,760	1,068	2,000	932	87%
TOTAL CONTRACT SERVICES AND OPERATING EXPENSES	<u>\$ 61,580</u>	<u>\$ 41,725</u>	<u>\$ 58,200</u>	<u>\$ 16,475</u>	<u>39%</u>
TOTAL EXPENDITURES	<u>\$ 62,580</u>	<u>\$ 42,113</u>	<u>\$ 59,000</u>	<u>\$ 16,887</u>	<u>40%</u>
OPERATING SURPLUS/(DEFICIT)	<u>\$ 5,570</u>	<u>\$ 23,325</u>	<u>\$ 7,560</u>	<u>\$ (15,765)</u>	<u>-68%</u>
Plus Beginning Balance	31,832	31,832	55,157	23,325	73%
ENDING BALANCE	<u>\$ 37,402</u>	<u>\$ 55,157</u>	<u>\$ 62,717</u>	<u>\$ 7,560</u>	<u>14%</u>
FUND BALANCE CLASSIFICATIONS					
Restricted Reserve	\$ 37,402	\$ 55,157	\$ 62,717	\$ 7,560	14%

**Long Beach Community College District
2018-2019 Adopted Budget**

Veterans Stadium Operations Fund

This Special Revenue Fund is 100% self-supporting. Revenues are derived from the rental of Veterans Stadium to high schools, community groups, antique and auto markets, vehicle sales, commercial filming, and miscellaneous events.

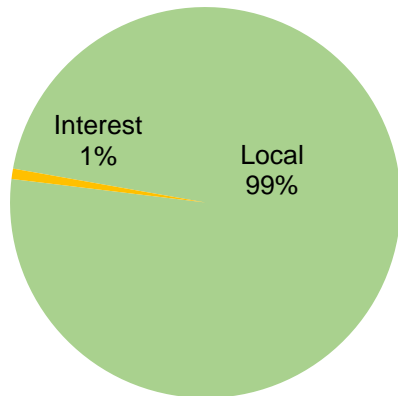
A major \$1.7 million stadium renovation project was completed in 2004-05. This project was funded through an interest-free loan from the Capital Projects Fund. The original loan agreement required five annual payments of \$340,000 beginning in 2004-05. The project experienced unavoidable delays which impacted the facilities use revenues anticipated at the time the loan agreement was developed. As a result, the Veterans Stadium Fund did not meet the 2004-05 budget estimate for revenues. This revenue short-fall made it impossible for the Veterans Stadium Fund to make the first annual loan repayment. The terms of the loan were renegotiated to extend the loan repayment period. The Veterans Stadium Fund repaid \$100,000 annually from fiscal year 2005-06 to 2008-09. \$150,000 was repaid in fiscal years 2009-10 through 2016-17. \$100,000 was repaid in 2017-18 as the final payment of this loan.

Long Beach Community College District
2018-2019 Adopted Budget

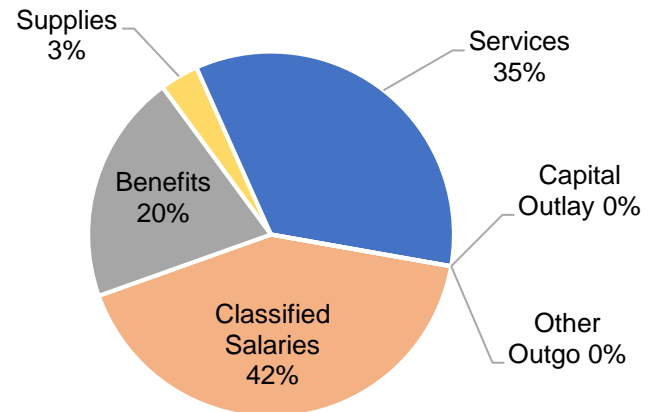
Veterans Stadium Operations Fund

The pie charts below present a graphic picture of the Veterans Stadium Fund budgeted revenues and expenditures broken out by the major account groups. As shown in the revenue chart below, all of the revenue in this fund is from local sources.

Adopted Budget 2018-19
Revenue by Major Object Groups



Adopted Budget 2018-19
Expenditures by Major Object Groups



**Long Beach Community College District
2018-2019 Adopted Budget
Veterans' Stadium Operations Fund**

	ADOPTED	UNAUDITED	ADOPTED	CHANGE	
	BUDGET	ACTUAL	BUDGET	AMOUNT	PERCENT
	2017-2018	2017-2018	2018-2019		
BEGINNING BALANCE	\$ <u>460,115</u>	\$ <u>460,115</u>	\$ <u>654,080</u>	\$ <u>193,965</u>	<u>42%</u>
REVENUES					
Local Revenue	\$ 1,291,000	\$ 1,486,374	\$ 1,400,000	\$ (86,374)	-6%
Interest	9,000	9,317	12,047	2,730	29%
TOTAL REVENUE	\$ <u>1,300,000</u>	\$ <u>1,495,691</u>	\$ <u>1,412,047</u>	\$ <u>(83,644)</u>	<u>-6%</u>
EXPENDITURES					
CLASSIFIED SALARIES					
Classified Manager/Supervisor Salaries	\$ 102,941	\$ 101,626	\$ 105,086	\$ 3,460	3%
Classified Non-Instructional Salaries	359,197	340,973	394,433	53,460	16%
Classified Hourly Non-Instructional Salaries	44,909	96,164	44,909	(51,255)	-53%
TOTAL CLASSIFIED SALARIES	\$ <u>507,047</u>	\$ <u>538,763</u>	\$ <u>544,428</u>	\$ <u>5,665</u>	<u>1%</u>
BENEFITS	\$ 241,528	\$ 238,227	\$ 265,139	\$ 26,912	11%
SUPPLIES AND MATERIALS					
Other Supplies	\$ 37,550	\$ 35,858	\$ 39,550	\$ 3,692	10%
Fuel	5,000	1,970	5,000	3,030	154%
TOTAL SUPPLIES AND MATERIALS	\$ <u>42,550</u>	\$ <u>37,828</u>	\$ <u>44,550</u>	\$ <u>6,722</u>	<u>18%</u>
CONTRACT SERVICES AND OPERATING EXPENSES					
Professional Services	\$ 50,000	\$ 140,517	\$ 184,800	\$ 44,283	32%
Travel and Conferences	2,500	0	2,500	2,500	na
Utilities	205,000	197,507	205,000	7,493	4%
Rents, Building Repair Maintenance and Equipment Repair	33,500	19,457	41,500	22,043	113%
Postage	100	0	100	100	na
Other Services and Expenses	15,200	19,207	15,200	(4,007)	-21%
TOTAL CONTRACT SERVICES AND OPERATING EXPENSES	\$ <u>306,300</u>	\$ <u>376,688</u>	\$ <u>449,100</u>	\$ <u>72,412</u>	<u>19%</u>

**Long Beach Community College District
2018-2019 Adopted Budget
Veterans' Stadium Operations Fund**

	<u>ADOPTED BUDGET 2017-2018</u>	<u>UNAUDITED ACTUAL 2017-2018</u>	<u>ADOPTED BUDGET 2018-2019</u>	<u>CHANGE AMOUNT</u>	<u>PERCENT</u>
CAPITAL OUTLAY					
Equipment	\$ 44,800	\$ 10,220	\$ 0	\$ (10,220)	-100%
TOTAL EXPENDITURES	<u>\$ 1,142,225</u>	<u>\$ 1,201,726</u>	<u>\$ 1,303,217</u>	<u>\$ 101,491</u>	<u>8%</u>
OTHER OUTGO					
INTERFUND TRANSFERS OUT					
To Capital Projects Fund (Pre-Existing Loan Payment)	\$ 100,000	\$ 100,000	\$ 0	\$ (100,000)	-100%
TOTAL OTHER OUTGO	<u>\$ 100,000</u>	<u>\$ 100,000</u>	<u>\$ 0</u>	<u>\$ (100,000)</u>	<u>-100%</u>
TOTAL EXPENDITURE & OTHER OUTGO	<u>\$ 1,242,225</u>	<u>\$ 1,301,726</u>	<u>\$ 1,303,217</u>	<u>\$ 1,491</u>	<u>0%</u>
OPERATING SURPLUS/(DEFICIT)	<u>\$ 57,775</u>	<u>\$ 193,965</u>	<u>\$ 108,830</u>	<u>\$ (85,135)</u>	<u>-44%</u>
Plus Beginning Balance	460,115	460,115	654,080	193,965	42%
ENDING BALANCE	<u>\$ 517,890</u>	<u>\$ 654,080</u>	<u>\$ 762,910</u>	<u>\$ 108,830</u>	<u>17%</u>
FUND BALANCE CLASSIFICATIONS					
Committed Reserve	\$ 517,890	\$ 654,080	\$ 762,910	\$ 108,830	17%