

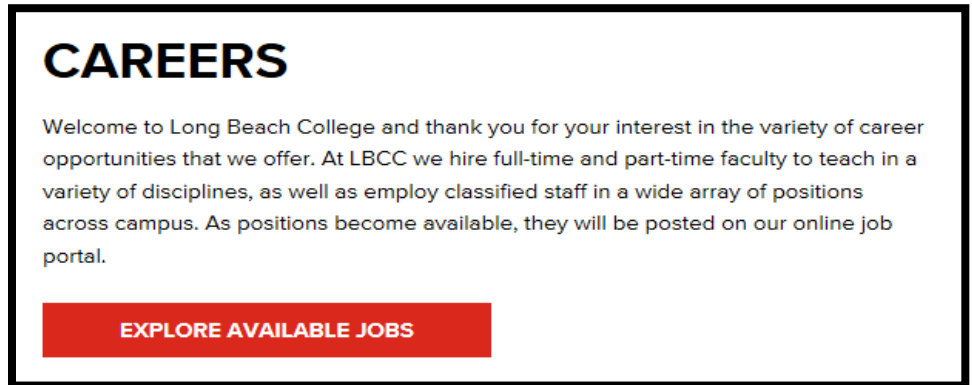
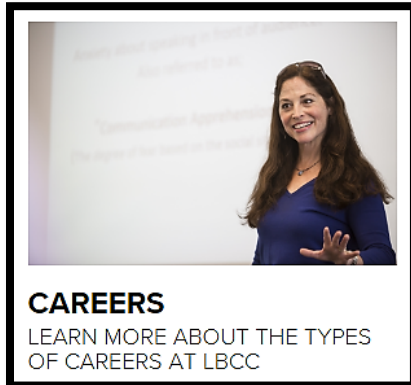


LONG BEACH
CITY COLLEGE

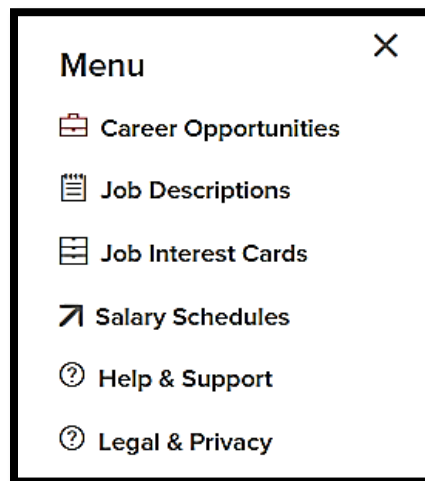
JOB INTEREST CARD

INSTRUCTIONS

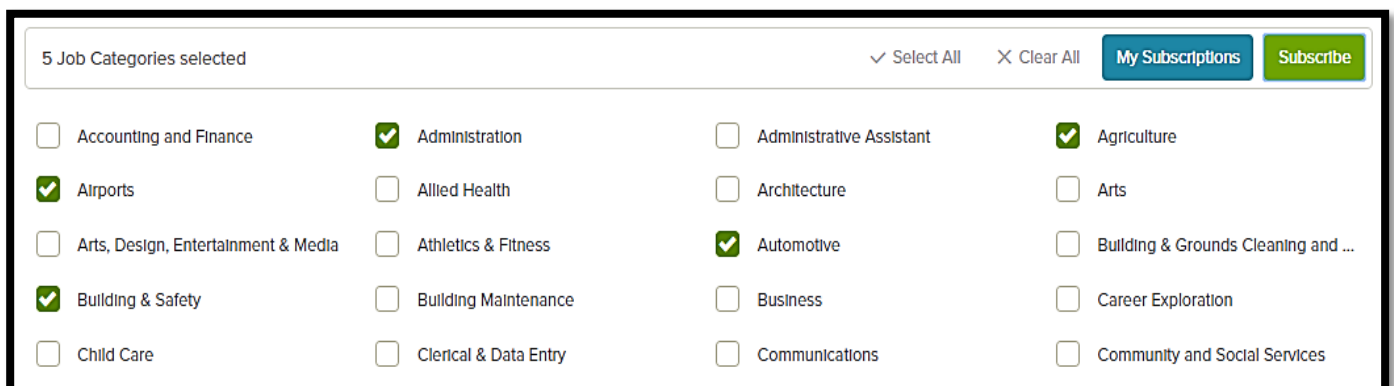
1. Visit <https://www.lbcc.edu/careers> and click *Explore Available Jobs*.



2. Click the *Menu* drop down in the top left corner of the page and select *Job Interest Cards*.



3. Place a check in the box next to each job category for which you would like to receive email notifications, then click *Subscribe*.





LONG BEACH
CITY COLLEGE

JOB INTEREST CARD

INSTRUCTIONS

4. Fill out each information field, and then click the *Submit*.

Job Interest Card

Fields marked with an asterisk (*) are required

First Name * Last Name *

Street Address *

City * Zip Code *

State * Country *

Home Phone Number Work Phone Number

Email Address *

5. To view job categories you are currently subscribed to, click *My Subscriptions* and type in your email.

X Clear All

Enter Email Address

AFTER YOU SUBMIT THE JOB INTEREST CARD, FOR THE NEXT 12 MONTHS, YOU WILL RECEIVE AN EMAIL NOTIFICATION EACH TIME LONG BEACH CITY COLLEGE OPENS A POSITION WHOSE CATEGORY MATCHES ONE OF THE JOB CATEGORIES YOU'VE CHOSEN.

QUESTIONS? PLEASE CONTACT JOBS@LBCC.COM