

Skip to: [CCCCO Home](#) | [California Gov Home](#)

<b>CALIFORNIA COMMUNITY COLLEGES</b> <b>CHANCELLOR'S OFFICE</b>
--

[CA.GOV](#) |

- [INSTRUCTIONS](#)
- [EDIT DATA](#)
- [VIEW DATA](#)
- [CERTIFY](#)
- [LOG OUT](#)

## Quarterly Financial Status Report, CCFS-311Q

**VIEW QUARTERLY DATA****CHANGE THE PERIOD****Fiscal Year: 2010-2011****Quarter Ended: (Q4) Jun 30, 2011****District: (840) LONG BEACH**

Line	Description	As of June 30 for the fiscal year specified			
		Actual 2007-08	Actual 2008-09	Actual 2009-10	Projected 2010-2011

**I. Unrestricted General Fund Revenue, Expenditure and Fund Balance:**

<b>A.</b>	<b>Revenues:</b>				
A.1	Unrestricted General Fund Revenues (Objects 8100, 8600, 8800)	111,140,251	110,995,674	107,153,982	107,822,288
A.2	Other Financing Sources (Object 8900)	1,710,730	1,586,220	572,692	1,322,868
A.3	<b>Total Unrestricted Revenue (A.1 + A.2)</b>	112,850,981	112,581,894	107,726,674	109,145,156
<b>B.</b>	<b>Expenditures:</b>				
B.1	Unrestricted General Fund Expenditures (Objects 1000-6000)	107,622,914	109,500,858	105,543,888	102,084,366
B.2	Other Outgo (Objects 7100, 7200, 7300, 7400, 7500, 7600)	3,957,274	3,214,649	3,429,550	2,417,224
B.3	<b>Total Unrestricted Expenditures (B.1 + B.2)</b>	111,580,188	112,715,507	108,973,438	104,501,590
C.	<b>Revenues Over(Under) Expenditures (A.3 - B.3)</b>	1,270,793	-133,613	-1,246,764	4,643,566
<b>D.</b>	<b>Fund Balance, Beginning</b>	15,759,912	14,882,492	14,748,879	13,502,115
D.1	Prior Year Adjustments + (-)	-2,148,213	0	0	0
D.2	<b>Adjusted Fund Balance, Beginning (D + D.1)</b>	13,611,699	14,882,492	14,748,879	13,502,115
<b>E.</b>	<b>Fund Balance, Ending (C. + D.2)</b>	14,882,492	14,748,879	13,502,115	18,145,681

F.1	Percentage of GF Fund Balance to GF Expenditures (E. / B.3)	13.3%	13.1%	12.4%	17.4%
-----	---	-------	-------	-------	-------

**II. Annualized Attendance FTES:**

G.1	Annualized FTES (excluding apprentice and non-resident)	21,641	21,499	21,162	21,036
-----	---	--------	--------	--------	--------

**III. Total General Fund Cash Balance (Unrestricted and Restricted)**

		As of the specified quarter ended for each fiscal year			
		2007-08	2008-09	2009-10	2010-2011
H.1	Cash, excluding borrowed funds		8,315,310	7,137,584	-6,552,516
H.2	Cash, borrowed funds only		0	0	7,500,000
H.3	Total Cash (H.1+ H.2)	12,544,759	8,315,310	7,137,584	947,484

**IV. Unrestricted General Fund Revenue, Expenditure and Fund Balance:**

Line	Description	Adopted Budget (Col. 1)	Annual Current Budget (Col. 2)	Year-to-Date Actuals (Col. 3)	Percentage (Col. 3/Col. 2)
I.	<b>Revenues:</b>				
I.1	Unrestricted General Fund Revenues (Objects 8100, 8600, 8800)	102,938,062	102,864,092	107,822,288	104.8%
I.2	Other Financing Sources (Object 8900)	1,199,644	1,199,644	1,322,868	110.3%
I.3	<b>Total Unrestricted Revenue (I.1 + I.2)</b>	104,137,706	104,063,736	109,145,156	104.9%
J.	<b>Expenditures:</b>				
J.1	Unrestricted General Fund Expenditures (Objects 1000-6000)	107,147,703	107,200,418	102,084,366	95.2%
J.2	Other Outgo (Objects 7100, 7200, 7300, 7400, 7500, 7600)	2,639,452	2,639,452	2,417,224	91.6%
J.3	<b>Total Unrestricted Expenditures (J.1 + J.2)</b>	109,787,155	109,839,870	104,501,590	95.1%
K.	<b>Revenues Over(Under) Expenditures (I.3 - J.3)</b>	-5,649,449	-5,776,134	4,643,566	
L	Adjusted Fund Balance, Beginning	13,502,115	13,502,115	13,502,115	
L.1	<b>Fund Balance, Ending (C. + L.2)</b>	7,852,666	7,725,981	18,145,681	
M	Percentage of GF Fund Balance to GF Expenditures (L.1 / J.3)	7.2%	7%		

V. Has the district settled any employee contracts during this quarter?

YES

If yes, complete the following: *(If multi-year settlement, provide information for all years covered.)*

Contract Period Settled (Specify) YYYY-YY	Management		Academic				Classified	
	Total Cost Increase	% *	Permanent		Temporary		Total Cost Increase	% *
Total Cost Increase			% *	Total Cost Increase	% *			
<b>a. SALARIES:</b>								
<b>Year 1:</b> 2011-12	281,000	3.08%					1,175,000	5.77%
<b>Year 2:</b>								
<b>Year 3:</b>								
<b>b. BENEFITS:</b>								
<b>Year 1:</b> 2011-12	-210,000						-573,000	
<b>Year 2:</b>								
<b>Year 3:</b>								

\* As specified in Collective Bargaining Agreement or other Employment Contract

**c. Provide an explanation on how the district intends to fund the salary and benefit increases, and also identify the revenue source/object code.**

For 2011-12 Management furloughs were reduced from 16 days (6.15%) to 8 days (3.08%) for a salary increase of \$281,000. Temporary classified furloughs, 15 days (5.77%), were eliminated June 30, 2011 for an increase of \$1,175,000.

Management and classified employees agreed to health benefit plan modifications and increased employee contributions resulting in estimated savings of \$210,000 for management and \$573,000 for classified.

**VI. Did the district have significant events for the quarter (include incurrence of long-term debt, settlement of audit findings or legal suits, significant differences in budgeted revenues or expenditures, borrowing of funds (TRANS), issuance of COPs, etc.)?**

**NO**

If yes, list events and their financial ramifications. (Enter explanation below, include additional pages if needed.)

**VII. Does the district have significant fiscal problems that must be addressed?**

**This year?  
Next year?**

**YES  
YES**

If yes, what are the problems and what actions will be taken? (Enter explanation below, include additional pages if needed.)

Cashflow continues to be a concern. We have regularly borrowed from other funds in recent years. We issued a \$10 million TRAN on July 1, 2011. With 2011-12 deferrals estimated at about 25% of our state apportionment allocation and mid-year cuts looming, we anticipate issuing \$8 million in Mid-Year TRAN in the spring. Even with this financing, cash is expected to be very low in June and July 2012.

CALIFORNIA COMMUNITY COLLEGES  
CHANCELLOR'S OFFICE

Quarterly Financial Status Report, CCFS-311Q  
CERTIFY QUARTERLY DATA

CHANGE THE PERIOD

Fiscal Year: 2010-2011

Quarter Ended: (Q4) Jun 30, 2011


District: (840) LONG BEACH


Your Quarterly Data is Certified for this quarter.


Chief Business Officer

CBO Name: Ann-Marie Gabel

CBO Phone: 562-938-4406

CBO Signature:   
Date Signed: 8/15/11

Chief Executive Officer Name: Eloy Oakley  


CEO Signature:   
Date Signed: 8/16/11

Electronic Cert Date: 08/15/2011

District Contact Person

Name: John Thompson

Title: Director Fiscal Services

Telephone: 562-938-4102

Fax: 562-938-4011

E-Mail: jthompson@lbcc.edu

California Community Colleges, Chancellor's Office  
1102 Q Street Sacramento, California 95814-6511

Send questions to:  
Christine Atalig (916)327-5772 [catalig@ccccc.edu](mailto:catalig@ccccc.edu) or Tracy Britten (916)323-6899 [tbritten@ccccc.edu](mailto:tbritten@ccccc.edu)

© 2007 State of California. All Rights Reserved.