

CALIFORNIA COMMUNITY COLLEGES CHANCELLOR'S OFFICE

Quarterly Financial Status Report, CCFS-311Q CERTIFY QUARTERLY DATA

[CHANGE THE PERIOD](#) ▼

Fiscal Year: 2022-2023

Quarter Ended: (Q1) Sep 30, 2022

District: (840) LONG BEACH

Your Quarterly Data is ready for certification.
Please complete the fields below and click on the 'Certify This Quarter' button

Chief Business Officer


CBO Name:

CBO Phone:
Use format 999-555-1212

CBO Signature: *Raymond "Chip" West III, Ph.D.*

Date Signed:

Chief Executive Officer Name:

CEO Signature: 
Mike Munoz (Nov 14, 2022 08:39 PST)

Date Signed:

Electronic Cert Date:**District Contact Person**

Name:

Title:

Telephone:
Use format 999-555-1212

Fax:
Use format 999-555-1212

E-Mail:

California Community Colleges, Chancellor's Office
Fiscal Services Unit
1102 Q Street, Suite 4550
Sacramento, California 95811

Send questions to:
ccfs311admin@cccco.edu

CALIFORNIA COMMUNITY COLLEGES CHANCELLOR'S OFFICE

Quarterly Financial Status Report, CCFS-311Q VIEW QUARTERLY DATA

CHANGE THE PERIOD ▼

Fiscal Year: 2022-2023

District: (840) LONG BEACH

Quarter Ended: (Q1) Sep 30, 2022

Line	Description	As of June 30 for the fiscal year specified			
		Actual 2019-20	Actual 2020-21	Actual 2021-22	Projected 2022-23
I. Unrestricted General Fund Revenue, Expenditure and Fund Balance:					
A.	Revenues:				
A.1	Unrestricted General Fund Revenues (Objects 8100, 8600, 8800)	140,934,796	144,884,682	154,669,437	173,643,779
A.2	Other Financing Sources (Object 8900)	346,746	1,036	6,968	158
A.3	Total Unrestricted Revenue (A.1 + A.2)	141,281,542	144,885,718	154,676,405	173,643,937
B.	Expenditures:				
B.1	Unrestricted General Fund Expenditures (Objects 1000-6000)	136,969,750	135,761,480	138,378,272	163,254,372
B.2	Other Outgo (Objects 7100, 7200, 7300, 7400, 7500, 7600)	1,340,235	1,339,189	1,487,303	5,831,000
B.3	Total Unrestricted Expenditures (B.1 + B.2)	138,309,985	137,100,669	139,865,575	169,085,372
C.	Revenues Over(Under) Expenditures (A.3 - B.3)	2,971,557	7,785,049	14,810,830	4,558,565
D.	Fund Balance, Beginning	36,212,646	39,184,203	46,969,252	61,780,082
D.1	Prior Year Adjustments + (-)	0	0	0	0
D.2	Adjusted Fund Balance, Beginning (D + D.1)	36,212,646	39,184,203	46,969,252	61,780,082
E.	Fund Balance, Ending (C. + D.2)	39,184,203	46,969,252	61,780,082	66,338,647
F.1	Percentage of GF Fund Balance to GF Expenditures (E. / B.3)	28.3%	34.3%	44.2%	39.2%

II. Annualized Attendance FTES:

		Actual 2019-20	Actual 2020-21	Actual 2021-22	Projected 2022-23
G.1	Annualized FTES (excluding apprentice and non-resident)	19,836.00	19,478.05	17,363.31	N/A

III. Total General Fund Cash Balance (Unrestricted and Restricted)

		As of the specified quarter ended for each fiscal year			
		2019-20	2020-21	2021-22	2022-23
H.1	Cash, excluding borrowed funds		52,751,077	64,953,854	93,310,125
H.2	Cash, borrowed funds only		0	0	0

H.3	Total Cash (H.1+ H.2)	48,257,899	52,751,077	64,953,854	93,310,125
-----	-----------------------	------------	------------	------------	------------

IV. Unrestricted General Fund Revenue, Expenditure and Fund Balance:

Line	Description	Adopted Budget (Col. 1)	Annual Current Budget (Col. 2)	Year-to-Date Actuals (Col. 3)	Percentage (Col. 3/Col. 2)
I.	Revenues:				
I.1	Unrestricted General Fund Revenues (Objects 8100, 8600, 8800)	174,221,183	174,221,183	38,139,993	21.9%
I.2	Other Financing Sources (Object 8900)	0	0	158	
I.3	Total Unrestricted Revenue (I.1 + I.2)	174,221,183	174,221,183	38,140,151	21.9%
J.	Expenditures:				
J.1	Unrestricted General Fund Expenditures (Objects 1000-6000)	166,803,807	167,599,734	38,147,636	22.8%
J.2	Other Outgo (Objects 7100, 7200, 7300, 7400, 7500, 7600)	1,831,000	1,831,000	0	
J.3	Total Unrestricted Expenditures (J.1 + J.2)	168,634,807	169,430,734	38,147,636	22.5%
K.	Revenues Over(Under) Expenditures (I.3 - J.3)	5,586,376	4,790,449	-7,485	
L	Adjusted Fund Balance, Beginning	61,780,082	61,780,082	61,780,082	
L.1	Fund Balance, Ending (C. + L.2)	67,366,458	66,570,531	61,772,597	
M	Percentage of GF Fund Balance to GF Expenditures (L.1 / J.3)	39.9%	39.3%		

V. Has the district settled any employee contracts during this quarter?

YES

If yes, complete the following: (If multi-year settlement, provide information for all years covered.)

Contract Period Settled (Specify) YYYY-YY	Management		Academic				Classified	
			Permanent		Temporary			
	Total Cost Increase	% *	Total Cost Increase	% *	Total Cost Increase	% *	Total Cost Increase	% *
a. SALARIES:								
Year 1: 21-22					684,000			
Year 2: 22-23	1,260,784	6.56%	3,438,015	6.56%	1,228,451	6.56%	2,970,076	6.56%
Year 3:								
b. BENEFITS:								
Year 1: 21-22					157,320			
Year 2: 22-23	422,329	6.56%	861,160	6.56%	307,850	6.56%	1,103,128	6.56%
Year 3:								

** As specified in Collective Bargaining Agreement or other Employment Contract*

c. Provide an explanation on how the district intends to fund the salary and benefit increases, and also identify the revenue source/object code.

The District intends to fund salary and benefit increases with current apportionment revenue (8611) and one-time funds from fund balance carried over from prior years.

d. Did any contracts settled in this time period cover part-time, temporary faculty? YES

d.1 Does the contract include minimum standards for the terms of reemployment preference and evaluation for part-time, temporary faculty in order to remain eligible to receive Student Equity and Achievement Program funds*? YES

**As a condition for receiving Student Equity and Achievement Program funds, negotiations between districts and the exclusive representative for part-time, temporary faculty must include minimum standards for the terms of reemployment preference and evaluation as outlined in Education Code section 87482.3. Education Code section 78222(d)(2) links the negotiation requirement to the receipt of funds for the Student Equity and Achievement Program.*

d.2 Does the collective bargaining agreement achieve parity between compensation for full-time and part-time, temporary faculty? YES

VI. Did the district have significant events for the quarter (include incurrence of long-term debt, settlement of audit findings or legal suits, significant differences in budgeted revenues or expenditures, borrowing of funds (TRANS), issuance of COPs, etc.)? NO

If yes, list events and their financial ramifications. (Enter explanation below, include additional pages if needed.)

VII. Does the district have significant fiscal problems that must be addressed? This year? NO Next year? YES

If yes, what are the problems and what actions will be taken? (Enter explanation below, include additional pages if needed.)

The 6.56% COLA increases plus additional increases to SCFF metrics along with carryover HEERF funding make the 2022-23 budget for the Long Beach CCD very positive. We are projecting a \$4.5 million surplus for 2022-23. However, ongoing challenges like inflation and supply chain issues combined with the news that State revenues are down for 2022-23 remind us to remain cautious going forward. The increased SCFF funding put LBCCD out of hold harmless for 2022-23, but we will likely go back in subsequent years due to emergency conditions ending after 2022-23. With increasing costs, declining enrollment throughout the state, and the impending end to federal HEERF funding, the long-term future is challenging. Based on our 2021-22 CCFS-320 P-3, Annual report, resident FTES is down 10.9% from last year and down 12.5% from 2019-20. Outreach and efforts to help students re-engage continue. However, the significant enrollment declines along with the end of COLA increases after 2024-25 to the hold harmless protection in the funding formula make future budgeting very uncertain.









Certify Quarterly Data - CCFS-311Q (Quarterly Financial Status Report)

Final Audit Report

2022-11-14

Created:	2022-11-10
By:	Miriam Rodriguez (mrodriguez@lbcc.edu)
Status:	Signed
Transaction ID:	CBJCHBCAABAAOgJB7lb8oU4Stv-6etDIkegvyqd_FDwK

"Certify Quarterly Data - CCFS-311Q (Quarterly Financial Status Report)" History

-  Document created by Miriam Rodriguez (mrodriguez@lbcc.edu)
2022-11-10 - 4:26:41 PM GMT
-  Document emailed to Chip West (cwest@lbcc.edu) for signature
2022-11-10 - 4:28:10 PM GMT
-  Email viewed by Chip West (cwest@lbcc.edu)
2022-11-14 - 4:27:28 PM GMT
-  Document e-signed by Chip West (cwest@lbcc.edu)
Signature Date: 2022-11-14 - 4:27:42 PM GMT - Time Source: server
-  Document emailed to Mike Munoz (mmunoz@lbcc.edu) for signature
2022-11-14 - 4:27:43 PM GMT
-  Email viewed by Mike Munoz (mmunoz@lbcc.edu)
2022-11-14 - 4:38:48 PM GMT
-  Document e-signed by Mike Munoz (mmunoz@lbcc.edu)
Signature Date: 2022-11-14 - 4:39:06 PM GMT - Time Source: server
-  Agreement completed.
2022-11-14 - 4:39:06 PM GMT