

**LONG BEACH COMMUNITY COLLEGE DISTRICT**

**LOS ANGELES COUNTY**

**REPORT ON  
AUDIT OF FINANCIAL STATEMENTS  
AND SUPPLEMENTARY INFORMATION  
INCLUDING REPORTS ON COMPLIANCE  
June 30, 2010**



**LONG BEACH  
CITY COLLEGE**

LONG BEACH COMMUNITY COLLEGE DISTRICT

AUDIT REPORT  
June 30, 2010

CONTENTS

	<u>Page</u>
<b>INDEPENDENT AUDITORS' REPORT</b>	
<b>MANAGEMENT'S DISCUSSION AND ANALYSIS</b> .....	i-xviii
<b>BASIC FINANCIAL STATEMENTS:</b>	
Statement of Net Assets .....	1
Statement of Revenues, Expenses and Changes in Net Assets.....	2
Statement of Cash Flows .....	3-4
Statement of Fiduciary Net Assets.....	5
Statement of Changes in Fiduciary Net Assets.....	6
Statement of Other Postemployment Benefits Plan Net Assets .....	7
Statement of Changes in Other Postemployment Benefits Plan Net Assets.....	8
<b>NOTES TO FINANCIAL STATEMENTS</b> .....	9-42
<b>REQUIRED SUPPLEMENTARY INFORMATION:</b>	
Schedule of Postemployment Healthcare Benefits Funding Progress.....	43
Schedule of Employer Contributions.....	44
Notes to Required Supplementary Information .....	45
<b>SUPPLEMENTARY INFORMATION:</b>	
History and Organization.....	46
Schedule of Expenditures of Federal Awards.....	47-48
Schedule of State Financial Assistance - Grants .....	49
Schedule of Workload Measures for State General Apportionment Annual (Actual) Attendance .....	50
Reconciliation of Annual Financial and Budget Report with Audited Fund Balances .....	51
Schedule of Financial Trends and Analysis.....	52
Schedule of Budgetary Comparison for the General Fund.....	53
Notes to Supplementary Information.....	54-55

**LONG BEACH COMMUNITY COLLEGE DISTRICT**

**AUDIT REPORT  
June 30, 2010**

**CONTENTS**

	<u>Page</u>
<b>OTHER INDEPENDENT AUDITORS' REPORTS:</b>	
Report on Internal Control over Financial Reporting and on Compliance and Other Matters Based on an Audit of Financial Statements Performed in Accordance with Government Auditing Standards.....	56-57
Report on Compliance with Requirements Applicable to Each Major Program and on Internal Control over Compliance in Accordance with OMB Circular A-133 .....	58-59
Report on State Compliance .....	60-62
<b>FINDINGS AND QUESTIONED COSTS:</b>	
Schedule of Findings and Questioned Costs – Summary of Auditor Results .....	63
Schedule of Findings and Questioned Costs Related to Financial Statements.....	64
Schedule of Findings and Questioned Costs Related to Federal Awards.....	65
Status of Prior Year Findings and Questioned Costs.....	66
<b>CONTINUING DISCLOSURE INFORMATION.....</b>	<b>67</b>



## INDEPENDENT AUDITORS' REPORT

The Board of Trustees  
Long Beach Community College District  
4901 E. Carson Street  
Long Beach, CA 90808

We have audited the accompanying basic financial statements of the Long Beach Community College District, as of and for the year ended June 30, 2010 as listed in the table of contents. These financial statements are the responsibility of the District's management. Our responsibility is to express an opinion on these financial statements based on our audit.

We conducted our audit in accordance with auditing standards generally accepted in the United States of America and the standards applicable to financial audits contained in *Government Auditing Standards* issued by the Comptroller General of the United States. Those standards require that we plan and perform the audit to obtain reasonable assurance about whether the financial statements are free of material misstatement. An audit includes examining, on a test basis, evidence supporting the amounts and disclosures in the basic financial statements. An audit also includes assessing the accounting principles used and significant estimates made by management, as well as evaluating the overall basic financial statement presentation. We believe that our audit provides a reasonable basis for our opinion.

In our opinion, the basic financial statements listed in the aforementioned table of contents present fairly, in all material respects, the financial position of the Long Beach Community College District as of June 30, 2010, and the results of its operations, changes in net assets and cash flows for the fiscal year then ended in conformity with accounting principles generally accepted in the United States of America.

In accordance with *Government Auditing Standards*, we have also issued our report dated December 2, 2010 on our consideration of the Long Beach Community College District's internal control over financial reporting and our tests of its compliance with certain provisions of laws, regulations, contracts and grant agreements and other matters. The purpose of that report is to describe the scope of our testing of internal control over financial reporting and compliance and the results of that testing, and not to provide an opinion on the internal control over financial reporting or on compliance. That report is an integral part of an audit performed in accordance with *Government Auditing Standards* and should be read in conjunction with this report in considering the results of our audit.

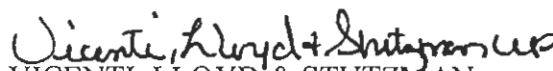
2210 E. Route 66, Suite 100, Glendora, CA 91740

Tel 626.857.7300 | Fax 626.857.7302 | E-Mail [INFO@VLSLLP.COM](mailto:INFO@VLSLLP.COM) | Web [WWW.VLSLLP.COM](http://WWW.VLSLLP.COM)

The Board of Trustees  
Long Beach Community College District

Accounting principles generally accepted in the United States of America require that the required supplementary information such as management's discussion and analysis, the schedule of postemployment health care benefits funding progress and the schedule of employer contributions be presented to supplement the basic financial statements. Such information, although not a part of the basic financial statements, is required by the Governmental Accounting Standards Board, who considers it to be an essential part of financial reporting for placing the basic financial statements in an appropriate operational, economic, or historical context. We have applied certain limited procedures to the required supplementary information in accordance with auditing standards generally accepted in the United States of America, which consisted of inquiries of management about the methods of preparing the information and comparing the information for consistency with management's responses to our inquiries, the basic financial statements, and other knowledge we obtained during our audit of the basic financial statements. We do not express an opinion or provide any assurance on the information because the limited procedures do not provide us with sufficient evidence to express an opinion or provide any assurance.

Our audit was conducted for the purpose of forming an opinion on the Long Beach Community College District financial statements as a whole. The supplementary schedules and the continuing disclosure information are presented for purposes of additional analysis and are not a required part of the basic financial statements. The accompanying schedule of expenditures of federal awards is presented for purposes of additional analysis as required by U.S. Office of Management and Budget Circular A-133, *Audits of States, Local Governments, and Non-Profit Organizations*, and is also not a required part of the basic financial statements of Long Beach Community College District. The supplementary section including the schedule of expenditures of federal awards are the responsibility of management and were derived from and relate directly to the underlying accounting and other records used to prepare the financial statements. The information has been subjected to the auditing procedures applied in the audit of the financial statements and certain additional procedures, including comparing and reconciling such information directly to the underlying accounting and other records used to prepare the financial statements or to the financial statements themselves, and other additional procedures in accordance with auditing standards generally accepted in the United States of America. In our opinion, the information is fairly stated in all material respects in relation to the basic financial statements as a whole. The continuing disclosure information has not been subjected to the auditing procedures applied in the audit of the basic financial statements and, accordingly, we do not express an opinion or provide any assurance on it.

  
VICENTI, LLOYD & STUTZMAN LLP

December 2, 2010

# LONG BEACH COMMUNITY COLLEGE DISTRICT

## MANAGEMENT'S DISCUSSION AND ANALYSIS

June 30, 2010

### **Introduction**

The following discussion and analysis provides an overview of the financial position and activities of the Long Beach Community College District (the "District") for the year ended June 30, 2010. This discussion is prepared by management and should be read in conjunction with the financial statements and notes, which follow this section.

The District is a comprehensive California college located in the southern part of Los Angeles County covering an urban area of approximately 128 square miles, serving approximately 28,000 students at two campuses, the Liberal Arts Campus and the Pacific Coast Campus, and at various satellite locations. To serve its community, the District offers a comprehensive set of education programs and support services in response to student and community needs and plays a key role in transfer preparation, workforce development, basic skills, associate degrees, economic development, and lifelong learning.

### **Accounting Standards**

In June 1999, the Governmental Accounting Standards Board (GASB) released Statement No. 34, "Basic Financial Statement and Management's Discussion and Analysis for State and Local Governments," which changed the reporting format for annual financial statements. In November 1999, GASB released Statement No. 35, "Basic Financial Statement and Management's Discussion and Analysis for Public Colleges and Universities," which applies these reporting standards to public colleges and universities. The Fiscal Accountability and Standards Committee of the California Community Colleges Chancellor's Office recommended that all California community colleges follow these standards under the Business Type Activity (BTA) model. Nearly all public colleges and universities nationwide have selected the BTA reporting model, which makes it easier to display comparable data. As such, the District uses the BTA model for reporting its financial statements. Under the BTA model state and local taxes and investment income are classified as non-operating revenues.

# LONG BEACH COMMUNITY COLLEGE DISTRICT

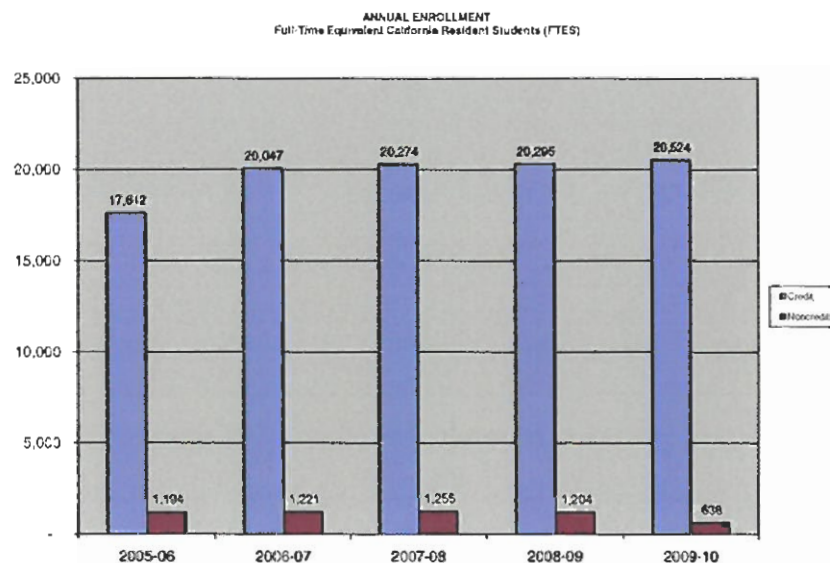
## MANAGEMENT'S DISCUSSION AND ANALYSIS

June 30, 2010

### Selected Highlights

This section is to provide an overview of the District's financial activities. A comparative analysis is included in the Management's Discussion and Analysis using prior year information.

- Cash balance (cash and cash equivalents) current and restricted increased \$138,479,633 (241.7%) from \$57,295,273 to \$195,774,906.
- Total operating and non-operating revenues decreased \$1,914,392 (0.9%) from \$204,232,456 to \$202,318,064.
- In 2009-10 the District's primary funding source was "State Apportionment Funding" received from the State of California through the State Chancellor's Office. This funding is comprised of State apportionment, local property taxes, and student enrollment fees, which were \$26 per unit in the year ending June 30, 2010. The primary basis of this apportionment is the calculation of Full-Time Equivalent Students (FTES). Our total apportionment eligible FTES were 21,162 for the 2009-10 fiscal year.
- Total ending fund balances (modified accrual basis) increased \$144,369,300 (236.5%) from \$61,054,686 to \$205,423,986.
- Net assets for governmental activities decreased \$13,038,666 (20.7%) from \$62,858,924 to \$49,820,258.



## LONG BEACH COMMUNITY COLLEGE DISTRICT

### MANAGEMENT'S DISCUSSION AND ANALYSIS

June 30, 2010

- The primary expenditure of the District is for the salaries and benefits for academic, classified, and administrative personnel. These costs decreased from the previous fiscal year by \$1,778,085 to \$113,390,854. This 1.6% net decrease is due to management furloughs, the modified hiring freeze and savings from the faculty Supplemental Early Retirement Plan (SERP).
- The District has made significant progress with the construction of new facilities including:

Location	% Complete
<u>Liberal Arts Campus</u>	
South Quad Complex	99%
Parking Structure – Liberal Arts Campus	20%
Building O Renovation	35%
Warehouse Retrofit	100%
<u>Pacific Coast Campus</u>	
Technology I Building	100%
Swing Space – Pacific Coast Campus	60%
<u>Both Campuses</u>	
Infrastructure Upgrades	30%
Landscape and Signage Upgrades	10%

Projects in the planning and design stages are:

- Building A Renovation – Liberal Arts Campus
- Multi-Disciplinary Academic Building – Pacific Coast Campus
- Building CC Renovation – Pacific Coast Campus
- Building I-Bookstore – Liberal Arts Campus
- Student Services Center Retrofit (GG) – Pacific Coast Campus

These projects were funded through the District's \$616 million General Obligation Bond programs (Election 2002 and Election 2008), Bond Anticipation Notes (BAN), and/or State facilities construction program funding.

- The District provided student financial aid to qualifying students of the District in the amount of \$50,840,132. This represents a \$17,000,723 increase from the 2008-09 fiscal year. This aid is provided through grants and loans from the Federal and State programs. The increase is primarily due to Federal Pell Grant maximums, which increased from \$4,731 per student to \$5,350 per student along with a significantly increased number of applications. This is a 13.1% increase in financial support to students who received Pell grants.



LONG BEACH COMMUNITY COLLEGE DISTRICT

MANAGEMENT'S DISCUSSION AND ANALYSIS

June 30, 2010

**Financial Statement Presentation and Basis of Accounting Governmental Funds**

The District's financial report includes three primary financial statements: The Statement of Net Assets, the Statement of Revenues, Expenses and Changes in Net Assets, and the Statement of Cash Flows. Additional information regarding these financial statements is provided on the following pages.

The financial statements noted above are prepared in accordance with Governmental Accounting Standards Board Statements No. 34 and 35, which provides an entity wide perspective. Therefore, the financial data presented in these financial statements is a combined total of all District governmental funds including Student Financial Aid Programs, Proprietary Funds and a portion of the Retiree Benefits Fund deemed to be governmental in nature.

Also, in accordance with Governmental Accounting Standards Board Statements No. 34 and 35, the financial statements have been prepared under the full accrual basis of accounting, which requires that revenues are recognized when earned and expenses are recorded when an obligation has been incurred. A reconciliation between the fund balances reported on the June 30, 2010 Annual Financial and Budget Report (CCFS-311) based upon governmental accounting principles and the modified accrual basis of accounting and the total net assets recorded on the full accrual basis of accounting is as follows:

Unrestricted Fund Balance	\$ 13,502,115
Restricted Fund Balance	3,333,755
Bond Interest and Redcmption Fund Balance	3,709,147
Revenue Bond Construction Fund Balance (2002 and 2008 Election)	131,622,749
Capital Outlay Projects Fund Balance	8,889,152
Child Development Fund Balance	38,145
Other Special Revenue Funds Balance (Veteran's Stadium Operation and Contract/Community Education)	1,500,760
Other Trust Fund Balance (Retiree Benefits)	11,292,389
Student Financial Aid and Trust Fund Balance	121,523
Self Insurance Fund Balance	<u>178,486</u>
Total Fund Balances as reported on the Annual Financial and Budget Report (CCFS-311)	174,188,221
Auxiliary (not reported on CCFS-311)	1,645,958
Revenue Bond Construction Fund Balance - 2008 Election (premium reported on CCFS-311)	<u>29,589,807</u>
Total Ending Fund balances	<u>\$ 205,423,986</u>

**LONG BEACH COMMUNITY COLLEGE DISTRICT**  
**MANAGEMENT'S DISCUSSION AND ANALYSIS**  
**June 30, 2010**

Amounts reported for governmental activities in the statement of net assets are different because of the following GASB 34/35 full accrual requirements:

Total Ending Fund balances	\$ 205,423,986
Capital assets used for governmental activities are not financial resources and therefore are not reported as assets in governmental funds. However, capital assets, net of accumulated depreciation are added to total net assets. Capital assets of \$456,805, are already reported in the Auxiliary Fund.	256,869,140
Compensated absences and load banking are not due and payable in the current period, and therefore are not reported in the governmental funds. Compensated absences and load banking of \$182,922 and \$61,922 are already reported in the Unrestricted General Fund and the Auxiliary, respectively.	(4,893,452)
Short-term and long-term liabilities for bonds and bond anticipation notes that are not due and payable in the current period, and therefore are not reported as liabilities in the governmental funds. Short-term and long-term liabilities are added to the statement of net assets which reduces the total net assets reported.	(398,136,606)
Issuance costs related to bonds incurred through June 30, 2010 are capitalized and added to total net assets.	3,520,355
Interest expense related to bonds and notes incurred through June 30, 2010 are required to be accrued under full accrual basis of accounting. This liability is added to the statement of net assets, which reduces the total net assets reported.	(8,432,814)
The supplemental employee retirement plan liability is not due and payable in the current period and, therefore, not reported as a liability in the governmental funds.	(2,088,672)
Estimated claims liability for self-insured risk of loss is not accrued in governmental funds.	(1,431,672)
Amounts for 2009-10 property taxes levied for debt service not received as of June 30, 2010.	1,405,831
Employer contributions for other postemployment retirement benefits which are less than the actuarially determined required contribution are recognized as a liability	(1,417,438)
Reduction for postemployment retirement benefits (OPEB) for amounts held in an irrevocable trust and reported as fiduciary activity.	<u>(998,400)</u>
Total Net Assets	<u>\$ 49,820,258</u>

**LONG BEACH COMMUNITY COLLEGE DISTRICT**  
**MANAGEMENT'S DISCUSSION AND ANALYSIS**  
**June 30, 2010**

**Statement of Net Assets**

The Statement of Net Assets presents the assets, liabilities and net assets of the District as of the end of the fiscal year. It is prepared using the full accrual basis of accounting, which is similar to the accounting basis used by most private-sector organizations. The Statement of Net Assets is a "point-in-time" financial statement. The purpose of this statement is to present the readers with a fiscal snapshot of the District on June 30, 2010. The Statement of Net Assets presents end-of-year data concerning assets (current and non-current), liabilities (current and non-current) and net assets (assets minus liabilities).

From the data presented, readers of the Statement of Net Assets are able to determine the assets available to continue the operations of the District. Readers are also able to determine how much the District owes vendors and employees. Finally, the Statement of Net Assets provides a picture of the net assets and their availability for expenditure by the District.

The difference between total assets and total liabilities (net assets) is one indicator of the current financial condition of the District. The change in net assets is an indicator of whether the overall financial condition has improved or worsened during the year. Assets and liabilities are generally measured using current values. One notable exception is capital assets, which are stated at historical cost less an allocation for depreciation expense.

Cash and cash equivalents increased \$138,479,633 due to \$179.6 million in Bond Anticipation Notes proceeds less spending \$28.6 million on construction projects and equipment purchases and \$12.5 million in capital principal and interest payments.

Accounts receivable balance is comparable to prior year; however, \$6.5 million increase in miscellaneous and student receivables were offset by a \$5.7 million decrease in State facilities and other receivables.

Capital assets increased 10.2% from \$233,542,995 to \$257,325,945. This is the result of the District's continuing investment in constructing and renovating buildings at each of the District's two campuses.

Accounts payable and accrued liabilities decreased 25.2% from \$26,386,811 to \$19,732,498. Accounts payable decrease due to \$4.2 million in decreased capital outlay and bond project liabilities and \$623.6 thousand in student financial aid liabilities.

Total net assets decreased 20.7% from \$62,858,924 to \$49,820,258. Major components comprising this decrease are the \$35.1 million decrease in net assets invested in capital assets, net of related debt offset by the \$22.1 million increase in net assets restricted for debt service.

**LONG BEACH COMMUNITY COLLEGE DISTRICT**

**MANAGEMENT'S DISCUSSION AND ANALYSIS**

**June 30, 2010**

A summarized comparison of statement of net assets is presented below:

	(in thousands) <u>2010</u>	(in thousands) <u>2009</u>	<u>Change</u>
<b>ASSETS</b>			
Current assets			
Cash and cash equivalents	\$ 158,962	\$ 49,702	220%
Receivables	31,232	30,512	2%
Inventories	610	900	-32%
Prepaid expenses	<u>1,462</u>	<u>1,219</u>	20%
Total current assets	<u>192,266</u>	<u>82,333</u>	134%
Non-current assets			
Restricted cash and cash equivalents	36,813	7,593	385%
Capitalized fees	3,520	3,123	13%
Capital assets, net of depreciation	<u>257,326</u>	<u>233,543</u>	10%
Total non-current assets	<u>297,659</u>	<u>244,259</u>	22%
<b>TOTAL ASSETS</b>	<u>489,925</u>	<u>326,592</u>	50%
<b>LIABILITIES</b>			
Current liabilities			
Accounts payable and accrued liabilities	28,165	26,385	7%
Due to fiduciary	82		100%
Deferred revenue	3,602	3,465	4%
Amounts held in trust for others	43	29	48%
Estimated claims liability	1,432	1,432	0%
Long-term liabilities - current portion	<u>8,858</u>	<u>8,108</u>	9%
Total current liabilities	<u>42,182</u>	<u>39,419</u>	7%
Non-current liabilities			
Long-term liabilities less current portion	<u>397,923</u>	<u>224,314</u>	77%
Total non-current liabilities	<u>397,923</u>	<u>224,314</u>	77%
<b>TOTAL LIABILITIES</b>	<u>440,105</u>	<u>263,733</u>	67%
<b>NET ASSETS</b>			
Invested in capital assets, net of related debt	(9,189)	25,904	-135%
Restricted	38,417	15,826	143%
Unrestricted	<u>20,592</u>	<u>21,129</u>	-3%
<b>TOTAL NET ASSETS</b>	<u>\$ 49,820</u>	<u>\$ 62,859</u>	-21%

This schedule has been prepared from the Statement of Net Assets presented on page 1.

## LONG BEACH COMMUNITY COLLEGE DISTRICT

### MANAGEMENT'S DISCUSSION AND ANALYSIS

June 30, 2010

The components of net assets are investment in capital assets, restricted assets and unrestricted assets. The negative (\$9.2) million in net assets invested in capital assets, net of related debt consists of \$257.3 million in capital assets, net of accumulated depreciation and Revenue Bond Construction Fund net assets of \$161.2 million, less (\$427.7) in bond and notes debt.

\$38,415,806 of restricted assets are assets that must be used to meet the goals and purposes of the Federal, State, local, or private agencies providing the assets or amounts designated for debt services.

The value of unrestricted assets was \$20,592,364. Many of the unrestricted net assets have been designated by the Board for such purposes as Federal and State grants objectives, outstanding commitments on contracts, and general reserves for the ongoing financial health of the District.

#### **Statement of Revenues, Expenses and Changes in Net Assets**

Changes in total net assets as presented on the Statement of Net Assets are based on the activity presented in the Statement of Revenues, Expenses and Changes in Net Assets. The purpose of this statement is to present the operating and non-operating revenues earned, whether received or not, by the District, the operating and non-operating expenses incurred, whether paid or not, by the District, and any other revenues, expenses, gains and/or losses earned or incurred by the District. Thus, this Statement presents the District's results of operations.

Generally, operating revenues are earned for providing educational and programmatic services to students, customers and constituencies of the District. Operating expenses are those expenses incurred to provide services provided in return for the operating revenues used to fulfill the mission of the District. Non-operating revenues are those received or pledged for which goods and services are not provided to the entity providing the revenues. For example, state appropriations are non-operating revenues because they are provided by the legislature to the District without the legislature directly receiving services for those revenues.

**LONG BEACH COMMUNITY COLLEGE DISTRICT**

**MANAGEMENT'S DISCUSSION AND ANALYSIS**

**June 30, 2010**

A summarized comparison of the Statement of Revenues, Expense and Changes in Net Assets is presented below:

	(in thousands) <u>2010</u>	(in thousands) <u>2009</u>	<u>Change</u>
Operating Revenues			
Net tuition and fees	\$ 9,412	\$ 8,491	11%
Grants and contracts, non-capital	73,576	58,444	26%
Auxiliary sales and charges	<u>6,995</u>	<u>7,379</u>	-5%
Total operating revenues	<u>89,983</u>	<u>74,314</u>	21%
Operating Expenses			
Salaries and benefits	113,392	115,169	-2%
Supplies, materials and other operating expenses and services	33,571	42,233	-21%
Financial aid	50,840	33,839	50%
Depreciation	<u>5,079</u>	<u>3,767</u>	35%
Total operating expenses	<u>202,882</u>	<u>195,008</u>	4%
Operating loss	<u>(112,899)</u>	<u>(120,694)</u>	-6%
Non-operating revenues			
State apportionments, non-capital	82,673	86,986	-5%
Local property taxes	11,568	11,420	1%
State taxes and other revenues	3,100	3,086	0%
Investment income, net	<u>453</u>	<u>771</u>	-41%
Total non-operating revenues	<u>97,794</u>	<u>102,263</u>	-4%
Other revenues, (expenses), gains or (losses)			
State apportionments, capital	1,288	14,092	-91%
Local property taxes and other revenues, capital	11,821	11,717	1%
Investment income, capital	1,432	1,847	-22%
Interest expense	<u>(12,475)</u>	<u>(10,070)</u>	24%
Total other revenues, (expenses), gains or (losses)	<u>2,066</u>	<u>17,586</u>	-88%
Change in net assets	<u>(13,039)</u>	<u>(845)</u>	1443%
Net assets, beginning of year as previously reported	62,859	74,954	-16%
Adjustment for restatement	<u>          </u>	<u>(11,250)</u>	-100%
Net assets, beginning of year as restated	<u>62,859</u>	<u>63,704</u>	-1%
Net assets, end of year	<u>\$ 49,820</u>	<u>\$ 62,859</u>	-21%

**LONG BEACH COMMUNITY COLLEGE DISTRICT**

**MANAGEMENT'S DISCUSSION AND ANALYSIS**

**June 30, 2010**

While the distinction between operating and non-operating revenues is useful to managers for profit business enterprises, this distinction is not as important for managers of public sector community colleges. Therefore, to simplify the discussion, operating revenue, non-operating revenue and other revenues were combined in the following table:

	(in thousands)	(in thousands)	
	<u>2010</u>	<u>2009</u>	<u>Change</u>
Revenues			
Operating Revenues	\$ 89,983	\$ 74,314	21%
Non Operating Revenues	97,794	102,263	-4%
Other Revenues	<u>14,541</u>	<u>27,656</u>	-47%
	202,318	204,233	-1%
Expense			
Operating Expenses	(202,882)	(195,008)	4%
Other Expenses	<u>(12,475)</u>	<u>(10,070)</u>	24%
Total Expenses	(215,357)	(205,078)	5%
Change in Net Assets	<u>(13,039)</u>	<u>(845)</u>	1443%
Net Assets at beginning of year	62,859	74,954	-16%
Adjustment for restatement		<u>(11,250)</u>	100%
Net Assets at beginning of year, restated	<u>62,859</u>	<u>63,704</u>	-1%
Net Assets End of Year	<u>\$ 49,820</u>	<u>\$ 62,859</u>	-21%

This schedule has been prepared from the Statement of Revenues, Expenses, and Changes in Net Assets presented on page 2.

Operating revenue increased 21% due to the increase in enrollment fee from \$20 to \$26, and non-resident and international tuition rate increases.

The 47% decrease in other revenues is due to less funding for the State facilities construction.

Operating expenses increased 4% because the sharp increase in demand for financial aid exceeded the cuts to salaries and operating expenses.

**LONG BEACH COMMUNITY COLLEGE DISTRICT**

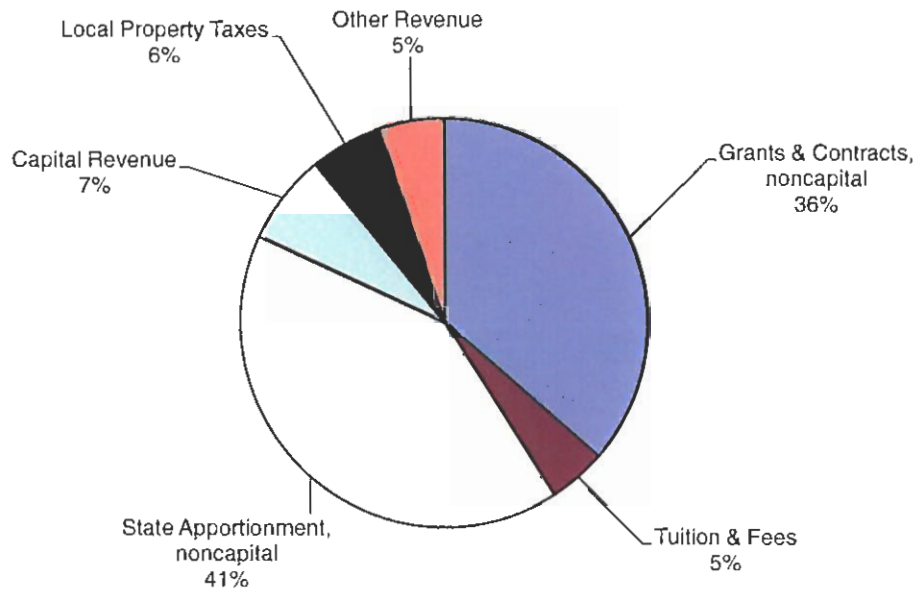
**MANAGEMENT'S DISCUSSION AND ANALYSIS**

**June 30, 2010**

Total revenues were \$202,318,064 while total expenditures were \$215,356,730. This yields a decrease in net assets of \$13,038,666, representing a 20.7% decrease in net assets.

The following charts show the sources of revenue to the District. The largest source (41%) is State apportionment, which is derived from the State's funding formula for Community Colleges.

**Revenue 2009-10**

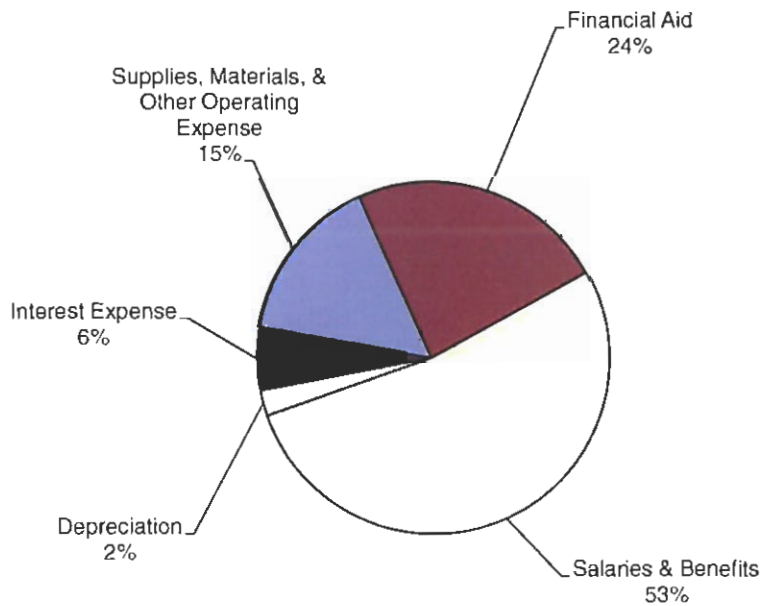




**LONG BEACH COMMUNITY COLLEGE DISTRICT**  
**MANAGEMENT'S DISCUSSION AND ANALYSIS**  
**June 30, 2010**

The following chart shows where the District's money is spent. The largest category of expenses (53%) is for salaries and benefits. This reflects the college's reliance on faculty members and support staff to perform its educational mission.

**Expenses 2009-10**



**LONG BEACH COMMUNITY COLLEGE DISTRICT**  
**MANAGEMENT'S DISCUSSION AND ANALYSIS**  
**June 30, 2010**

**Statement of Cash Flows**

The Statement of Cash Flows provides information about cash receipts and cash payments during the fiscal year. This Statement helps users assess the District's ability to generate positive cash flows, meet obligations as they come due, and the need for external financing.

The Statement of Cash Flows is divided into four parts: Cash Flows from Operating Activities, Cash Flows from Non-Capital Financing Activities, Cash Flows from Capital and Related Financing Activities, and Cash Flows from Investing Activities. The first part reflects operating cash flows and shows the net cash provided by the operating activities of the District. The second part details cash received for non-operating, non-investing and non-capital financial purposes. The third part shows cash flows from capital projects and related financing activities. This part deals with the cash used for the construction and improvement of capital facilities and related items. The fourth part provides information from investing activities and the amount of interest received.

Operating activities – Cash receipts from operating activities are derived from a variety of sources, including from student fees, enterprise activities, and from Federal, State, local, and private grants. Uses of cash are salaries and benefits for employees, payments to vendors, and financial aid to students. Cash receipts and payments vary based on timing of the District receiving and disbursing cash; however, throughout the year, the District always maintained a positive cash position.

Non-capital financing activities – These cash sources include State apportionment, local property taxes, and grants.

Capital and related financing – The increased cash provided is due to Bond Anticipation Notes proceeds less purchases of capital assets and debt repayments.

The net change in cash, considering all sources and uses, was an increase of \$138,479,633. This results in an end of year cash balance of \$195,774,906. As a matter of prudent financial management, the District maintains a positive cash position at all times.

**LONG BEACH COMMUNITY COLLEGE DISTRICT**  
**MANAGEMENT'S DISCUSSION AND ANALYSIS**  
**June 30, 2010**

A summarized comparison of the Statement of Cash Flows for 2008-09 and 2009-10 is presented below:

	(in thousands)	(in thousands)	
	<u>2010</u>	<u>2009</u>	<u>Change</u>
Cash Provided By (Used in)			
Operating activities	\$ (112,534)	\$ (118,724)	5%
Non-capital financing activities	94,830	93,793	1%
Capital and related financing activities	155,658	(46,792)	433%
Investing activities	<u>526</u>	<u>7,509</u>	-93%
Net increase in cash and cash equivalents	138,480	(64,214)	316%
Cash balance, beginning of year	<u>57,295</u>	<u>121,509</u>	-53%
Cash balance, end of year	<u>\$ 195,775</u>	<u>\$ 57,295</u>	242%

This schedule has been prepared from the Statement of Cash Flow presented on page 3.

Cash used in operating activities decreased due to an increase in receipts from Federal grants and their respective expense and a decrease in disbursements for salaries and operating expenses to address necessary budget cuts.

**LONG BEACH COMMUNITY COLLEGE DISTRICT**  
**MANAGEMENT'S DISCUSSION AND ANALYSIS**  
**June 30, 2010**

**Capital Assets and Debt Administration**

Capital Assets

In accordance with GASB requirements, all assets, including land, is recorded at historical cost. Actual fair-market value of land is substantially higher than historical cost. This is due to the fact that land for the Liberal Arts Campus and the Pacific Coast Campus was acquired approximately seventy-five years ago and land values in Southern California have increased over this time. On June 30, 2009, the District had \$233.5 million, net of depreciation, in a broad range of capital assets including land, buildings, equipment and construction in progress. During the 2009-10 fiscal year, the District continued to modernize various facilities throughout the District at a cost of \$28.6 million. At the end of the year capital assets, net of depreciation, were valued at \$257.3 million which is a 10.2% increase.

Note 5 to the financial statements provides additional information on capital assets. A comparison of capital assets net of depreciation is summarized below:

	(in thousands) Balance <u>June 30, 2010</u>	(in thousands) Balance <u>June 30, 2009</u>	<u>Change</u>
Land	\$ 25,699	\$ 25,012	3%
Site and Site Improvements	224,547	124,409	80%
Equipment	10,532	13,043	-19%
Construction in Progress	<u>46,629</u>	<u>119,860</u>	-61%
Totals at historical cost	<u>307,407</u>	<u>282,324</u>	9%
Less accumulated depreciation for:			
Site and Site Improvements	42,236	38,024	11%
Equipment	<u>7,845</u>	<u>10,757</u>	-27%
Total accumulated depreciation	<u>50,081</u>	<u>48,781</u>	3%
Governmental capital assets, net	<u>\$ 257,326</u>	<u>\$ 233,543</u>	10%

**LONG BEACH COMMUNITY COLLEGE DISTRICT**  
**MANAGEMENT'S DISCUSSION AND ANALYSIS**  
**June 30, 2010**

Long-Term Debt

At the end of the year, the District had \$406.8 million in long-term debt. During the 2009-10 fiscal year, long-term debt increased by \$174.4 million. This is the net effect of issuing \$150 million in Bond Anticipation Notes, plus note premium of \$30.5 million, less \$5.1 million in General Obligation bond payments and other retirements.

Notes 6 through 9, as well as Notes 12 and 13, to the financial statements provide additional information on long-term liabilities. A comparison of long-term debt is summarized below:

	(in thousands) Balance <u>June 30, 2010</u>	(in thousands) Balance <u>June 30, 2009</u>	<u>Change</u>
Compensated absences	\$ 5,138	\$ 5,013	2%
General obligation bonds	222,737	225,226	-1%
Bond anticipation notes	175,400	-	100%
Other postemployment benefits other than pensions (OPEB)	1,417	120	100%
Supplemental employee retirement plan	<u>2,089</u>	<u>2,063</u>	1%
Total long term debt	406,781	232,422	75%
Total short term portion	<u>(8,858)</u>	<u>(8,108)</u>	9%
Total long term portion	<u>\$ 397,923</u>	<u>\$ 224,314</u>	77%

**LONG BEACH COMMUNITY COLLEGE DISTRICT**  
**MANAGEMENT'S DISCUSSION AND ANALYSIS**  
**June 30, 2010**

**Economic Factors Affecting the Future of Long Beach Community College District**

The economic position of Long Beach Community College District is closely tied to the economic health of the State of California. State appointment and other State revenues, non-capital, of \$96 million support 49% of total operating expenses, excluding depreciation.

The continuing State budget deficits negatively impact future State funding projections. The 2010-11 State budget was signed 100 days late. The 3.39% workload measure and severe State categorical cuts from 2009-10 carry over into 2010-11. Additional State funding, mainly in growth revenue, is a positive sign, however; overly optimistic revenue projections make the chance of mid-year budget cuts likely. Increased apportionment deferrals put pressure on the District's cash-flow needs and decreases interest income. The District will continue to make appropriate budget cuts as needed and to meet its educational mission and commitment to students.

These funding reductions pose a daunting challenge to the District, and ongoing difficult resource allocation decisions will have to be made. The planning, leadership and governance processes at Long Beach Community College District are strong. The District's governing board, administration and faculty are fully prepared to meet this challenge and continue to make the difficult resource allocation decisions.

On a positive note, the Retiree Health Benefit Fund balance increased from \$9.5 million to \$11.3 million, of this balance, \$1.0 million represents the ending fund balance of the irrevocable trust reported in a separate statement of net assets and statement of changes in net assets for Other Postemployment Benefits Plan in accordance with GASB 43/45.

Ongoing construction projects will continue for the next several years; which will continue to increase the value of the District's capital assets because construction costs will be capitalized and capital assets will increase. There will be some additional costs for the operation and maintenance of those new facilities.

The District issued \$150 million in Bond Anticipation Notes in January, 2010 to continue to fund ongoing bond construction projects. These three-year notes mature in January, 2013. The District issued \$10 million in Tax Revenue Anticipation Notes due to cash flow needs caused by the late State budget and increasing apportionment deferrals.

**LONG BEACH COMMUNITY COLLEGE DISTRICT**

**MANAGEMENT'S DISCUSSION AND ANALYSIS**

**June 30, 2010**

*Contacting the District*

This financial report is designed to provide our citizens, taxpayers, students, investors and creditors with a general overview of the District's finances and to show the District's accountability for the money it receives. If you have questions about this report or need any additional financial information, contact John Thompson, Director of Fiscal Services, at: Long Beach Community College District, 4901 E. Carson Street – Y14, Long Beach, CA 90808, (562) 938-4102, or via email at [jthompson@lbcc.edu](mailto:jthompson@lbcc.edu).

## **BASIC FINANCIAL STATEMENTS**



**LONG BEACH COMMUNITY COLLEGE DISTRICT**

**STATEMENT OF NET ASSETS**

June 30, 2010

<b>ASSETS</b>	
Current Assets:	
Cash and cash equivalents	\$ 158,962,156
Accounts receivable, net	31,232,076
Stores inventories	610,419
Prepaid expenses	<u>1,461,854</u>
Total Current Assets	<u>192,266,505</u>
Non-current Assets:	
Restricted cash	36,812,750
Capitalized fees	3,520,355
Land	25,698,996
Construction in process	46,628,845
Capital assets, net of accumulated depreciation	<u>184,998,104</u>
Total Non-current Assets	<u>297,659,050</u>
<b>TOTAL ASSETS</b>	<b><u>\$ 489,925,555</u></b>
<b>LIABILITIES AND NET ASSETS</b>	
Current Liabilities:	
Accounts payable	\$ 18,545,558
Accrued liabilities	1,186,940
Accrued interest payable	8,432,814
Due to fiduciary fund	82,338
Deferred revenue	3,602,033
Amounts held in trust for others	42,930
Estimated claims liability	1,431,672
Compensated absences - current portion	2,169,685
General obligation bonds payable - current portion	5,750,000
Supplemental employee retirement plan - current portion	<u>938,809</u>
Total Current Liabilities	<u>42,182,779</u>
Non-current Liabilities:	
Compensated absences	2,968,611
General obligation bonds payable	216,986,606
Bond anticipation notes (BAN)	175,400,000
Other postemployment benefits other than pensions (OPEB)	1,417,438
Supplemental employee retirement plan	<u>1,149,863</u>
Total Non-current Liabilities	<u>397,922,518</u>
<b>TOTAL LIABILITIES</b>	<b><u>440,105,297</u></b>
<b>NET ASSETS</b>	
Invested in capital assets, net of related debt	(9,187,912)
Restricted for:	
Capital projects	8,889,153
Debt service	26,271,971
Scholarships & loans	121,523
Other special services	3,133,159
Unrestricted	<u>20,592,364</u>
<b>TOTAL NET ASSETS</b>	<b><u>49,820,258</u></b>
<b>TOTAL LIABILITIES AND NET ASSETS</b>	<b><u>\$ 489,925,555</u></b>

See the accompanying notes to the financial statements.

LONG BEACH COMMUNITY COLLEGE DISTRICT

STATEMENT OF REVENUES, EXPENSES AND CHANGES IN NET ASSETS  
For the Fiscal Year Ended June 30, 2010

<b>OPERATING REVENUES</b>	
Tuition and fees (gross)	\$ 18,964,161
Less: Scholarship discounts and allowances	<u>(9,551,832)</u>
Net tuition and fees	9,412,329
Grants and contracts, non-capital:	
Federal	56,975,635
State	10,641,937
Local	5,958,261
Auxiliary enterprise sales and charges	<u>6,995,001</u>
<b>TOTAL OPERATING REVENUES</b>	<u>89,983,163</u>
<b>OPERATING EXPENSES</b>	
Salaries	84,845,715
Employee benefits	28,545,139
Supplies, materials, and other operating expenses and services	30,771,700
Financial aid	50,840,132
Utilities	2,799,772
Depreciation	<u>5,078,754</u>
<b>TOTAL OPERATING EXPENSES</b>	<u>202,881,212</u>
Operating loss	<u>(112,898,049)</u>
<b>NON-OPERATING REVENUES</b>	
State apportionments, non-capital	82,672,696
Local property taxes	11,568,405
State taxes and other revenues	3,099,549
Investment income - non-capital	<u>453,105</u>
<b>TOTAL NON-OPERATING REVENUES</b>	<u>97,793,755</u>
Loss before other revenues, (expenses), gains or (losses)	<u>(15,104,294)</u>
<b>OTHER REVENUES, (EXPENSES), GAINS OR (LOSSES)</b>	
State apportionments, capital	1,287,696
Local property taxes and revenues, capital	11,821,081
Investment income - capital	1,432,369
Interest expense on capital asset-related debt	<u>(12,475,518)</u>
<b>TOTAL OTHER REVENUES, (EXPENSES), GAINS OR (LOSSES)</b>	<u>2,065,628</u>
Decrease in net assets	<u>(13,038,666)</u>
<b>NET ASSETS, BEGINNING OF YEAR</b>	<u>62,858,924</u>
<b>NET ASSETS, END OF YEAR</b>	<u>\$ 49,820,258</u>

See the accompanying notes to the financial statements.

LONG BEACH COMMUNITY COLLEGE DISTRICT

STATEMENT OF CASH FLOWS  
For the Fiscal Year Ended June 30, 2010

<b>CASH FLOWS FROM OPERATING ACTIVITIES</b>	
Tuition and fees (net)	\$ 6,458,996
Federal grants and contracts	57,926,404
State grants and contracts	9,565,657
Local grants and contracts	4,261,336
Enterprise sales and charges	7,240,653
Payments to suppliers	(33,451,941)
Payments to/on behalf of employees	(113,115,038)
Payments to/on behalf of students	(51,434,612)
Amounts received/(paid) in trust	<u>14,209</u>
Net cash used by operating activities	<u>(112,534,336)</u>
<b>CASH FLOWS FROM NON-CAPITAL FINANCING ACTIVITIES</b>	
State apportionments and receipts	80,354,194
Property taxes	11,341,871
State tax and other revenues (payments)	<u>3,133,691</u>
Net cash provided by non-capital financing activities	<u>94,829,756</u>
<b>CASH FLOWS FROM CAPITAL AND RELATED FINANCING ACTIVITIES</b>	
State apportionments for capital purposes	8,409,801
Local revenue for capital purposes	11,821,081
Interest on capital investments	902,645
Net purchases of capital assets	(32,868,715)
Proceeds from capital debt	179,550,000
Principal paid on capital debt	(5,750,000)
Interest paid on capital debt	<u>(6,406,428)</u>
Net cash provided by capital and related financing activities	<u>155,658,384</u>
<b>CASH FLOWS FROM INVESTING ACTIVITIES</b>	
Interest on investments	<u>525,829</u>
Net cash provided by investing activities	<u>525,829</u>
<b>NET CHANGE IN CASH AND CASH EQUIVALENTS</b>	138,479,633
<b>CASH BALANCE, Beginning of Year</b>	<u>57,295,273</u>
<b>CASH BALANCE, End of Year</b>	<u>\$ 195,774,906</u>

See the accompanying notes to the financial statements.

LONG BEACH COMMUNITY COLLEGE DISTRICT

STATEMENT OF CASH FLOWS  
For the Fiscal Year Ended June 30, 2010

RECONCILIATION OF NET OPERATING LOSS TO NET CASH  
USED BY OPERATING ACTIVITIES:

Operating loss	\$ (112,898,049)
Adjustments to reconcile net loss to net cash used by operating activities:	
Depreciation expense	5,078,754
Changes in assets and liabilities:	
Receivables, net	(4,372,589)
Inventory	289,385
Prepaid expenses	(260,023)
Accounts payable and accrued liabilities	(1,273,047)
Deferred revenue	(554,274)
Compensated absences	125,035
Due to fiduciary	(6,439)
Amounts held in trust for others	14,209
Other postemployment benefits other than pensions (OPEB)	1,297,386
Supplemental employee retirement plan	<u>25,316</u>
Net cash used by operating activities:	<u>\$ (112,534,336)</u>
Breakdown of ending cash balance:	
Cash and cash equivalents	\$ 158,962,156
Restricted cash and cash equivalents	<u>36,812,750</u>
Total	<u>\$ 195,774,906</u>

See the accompanying notes to the financial statements.

LONG BEACH COMMUNITY COLLEGE DISTRICT

STATEMENT OF FIDUCIARY NET ASSETS

June 30, 2010

	<u>Associated Student Body Fund</u>
<b>ASSETS</b>	
Cash and cash equivalents	\$ 2,458,029
Due from governmental funds	<u>82,338</u>
<b>TOTAL ASSETS</b>	<u>\$ 2,540,367</u>
<b>LIABILITIES AND NET ASSETS</b>	
<b>LIABILITIES</b>	
Accounts payable	\$ 28,166
Amounts held in trust	<u>399,260</u>
<b>TOTAL LIABILITIES</b>	<u>427,426</u>
<b>NET ASSETS</b>	
Unrestricted	<u>2,112,941</u>
<b>TOTAL NET ASSETS</b>	<u>2,112,941</u>
<b>TOTAL LIABILITIES AND NET ASSETS</b>	<u>\$ 2,540,367</u>

See the accompanying notes to the financial statements.

LONG BEACH COMMUNITY COLLEGE DISTRICT  
**STATEMENT OF CHANGES IN FIDUCIARY NET ASSETS**  
For the Fiscal Year Ended June 30, 2010

	<u>Associated Student Body Fund</u>
<b>ADDITIONS</b>	
Student representation fee	\$ 1,137,207
Other local sources	92,477
Interest and investment income	<u>8,976</u>
<b>TOTAL ADDITIONS</b>	<u>1,238,660</u>
<b>DEDUCTIONS</b>	
Salaries	130,504
Benefits	79,916
Supplies, materials, and other operating expenses and services	<u>691,237</u>
<b>TOTAL DEDUCTIONS</b>	<u>901,657</u>
Increase in net assets	337,003
<b>NET ASSETS AT BEGINNING OF YEAR</b>	<u>1,775,938</u>
<b>NET ASSETS, END OF YEAR</b>	<u><u>\$ 2,112,941</u></u>

See the accompanying notes to the financial statements.

LONG BEACH COMMUNITY COLLEGE DISTRICT  
STATEMENT OF OTHER POSTEMPLOYMENT BENEFITS PLAN NET ASSETS  
June 30, 2010

	<u>Retiree Benefit Trust</u>
<b>ASSETS</b>	
Investments	\$ <u>998,400</u>
<b>TOTAL ASSETS</b>	\$ <u>998,400</u>
<b>TOTAL NET ASSETS HELD IN TRUST FOR OTHER POSTEMPLOYMENT BENEFITS</b>	\$ <u>998,400</u>

See the accompanying notes to the financial statements.

LONG BEACH COMMUNITY COLLEGE DISTRICT

STATEMENT OF CHANGES IN OTHER POSTEMPLOYMENT BENEFITS PLAN NET ASSETS  
For the Fiscal Year Ended June 30, 2010

	<u>Retiree Benefit Trust</u>
<b>ADDITIONS</b>	
Investment Income:	
Interest and investment income	\$ 41,019
Realized gain on investments	8,325
Investment expense	<u>(4,266)</u>
Net investment income	45,078
Miscellaneous income	<u>268</u>
<b>TOTAL ADDITIONS</b>	<u>45,346</u>
<b>DEDUCTIONS</b>	
Services and other operating expenses	<u>5,504</u>
<b>TOTAL DEDUCTIONS</b>	<u>5,504</u>
Increase in net assets	39,842
<b>NET ASSETS HELD IN TRUST FOR OTHER POSTEMPLOYMENT BENEFITS, BEGINNING OF YEAR</b>	<u>958,558</u>
<b>NET ASSETS HELD IN TRUST FOR OTHER POSTEMPLOYMENT BENEFITS, END OF YEAR</b>	<u>\$ 998,400</u>

See the accompanying notes to the financial statements.



LONG BEACH COMMUNITY COLLEGE DISTRICT

NOTES TO FINANCIAL STATEMENTS

June 30, 2010

NOTE 1 - SUMMARY OF SIGNIFICANT ACCOUNTING POLICIES:

A. REPORTING ENTITY:

The District is the level of government primarily accountable for activities related to public education. The governing authority consists of elected officials who, together, constitute the Board of Trustees.

The District considered its financial and operational relationships with potential component units under the reporting entity definition of GASB Statement No. 14, *The Financial Reporting Entity*. The basic, but not the only, criterion for including another organization in the District's reporting entity for financial reports is the ability of the District's elected officials to exercise oversight responsibility over such agencies. Oversight responsibility implies that one entity is dependent on another and that the dependent unit should be reported as part of the other.

Oversight responsibility is derived from the District's power and includes, but is not limited to: financial interdependency; selection of governing authority; designation of management; ability to significantly influence operations; and accountability for fiscal matters.

Based upon the requirements of GASB Statement No. 14, and as amended by GASB Statement No. 39, *Determining Whether Certain Organizations are Component Units*, certain organizations warrant inclusion as part of the financial reporting entity because of the nature and significance of their relationship with the District, including their ongoing financial support to the District or its other component units. A legally separate, tax-exempt organization should be reported as a component unit of the District if all of the following criteria are met:

1. The economic resources received or held by the separate organization are entirely or almost entirely for the direct benefit of the District, its component units, or its constituents.
2. The District, or its component units, is entitled to, or has the ability to otherwise access, a majority of the economic resources received or held by the separate organization.
3. The economic resources received or held by an individual organization that the District, or its component units, is entitled to, or has the ability to otherwise access, are significant to the District.

LONG BEACH COMMUNITY COLLEGE DISTRICT

NOTES TO FINANCIAL STATEMENTS

June 30, 2010

**NOTE 1 - SUMMARY OF SIGNIFICANT ACCOUNTING POLICIES: (continued)**

**A. REPORTING ENTITY: (continued)**

Based upon the application of the criteria listed above, the following two potential component units have been included in the District's reporting entity through blended presentation:

Long Beach City College Auxiliary (The Auxiliary) – The Auxiliary is a separate not-for-profit corporation formed to promote and assist the educational program of the District. The Board of Directors is elected independent of any District Board of Trustee's appointments. The Board is responsible for approving their own budget and accounting and finance related activities; however, the District's governing board has fiscal responsibility over the Auxiliary. The activity of the Auxiliary has been blended in the District-wide financial statements. Individually prepared financial statements are not prepared for the Long Beach City College Auxiliary.

Futuris Public Entity Investment Trust – The Trust is an irrevocable governmental trust pursuant to Section 115 of the Internal Revenue Code for the purpose of funding certain post-employment benefits. The Long Beach City College Retirement Board of Authority (the Board of Authority) retains the responsibility to oversee the management of the Trust, including the Benefit Trust Company's, requirement that investments and assets held within the Trust continually adhere to the requirements of the California Government Code Section 53600.5, that specifies that the trustee's primary roll is to preserve capital, then maintain secondary responsibilities for investment liquidity and thirdly, to investment yield. As such, the Board of Authority acts as the Fiduciary of the Trust. The financial activity of the Trust has been discreetly presented.

Based upon the application of the criteria listed above, the following potential component unit has been excluded from the District's reporting entity:

Long Beach City College Foundation – The Foundation is a separate not-for-profit corporation. The Foundation is not included as a component unit because the third criterion was not met; the economic resources received and held by the Foundation are not significant to the District. Separate financial statements for the Foundation can be obtained through the District.

LONG BEACH COMMUNITY COLLEGE DISTRICT

NOTES TO FINANCIAL STATEMENTS

June 30, 2010

**NOTE 1 - SUMMARY OF SIGNIFICANT ACCOUNTING POLICIES: (continued)**

**B. FINANCIAL STATEMENT PRESENTATION:**

The accompanying financial statements have been prepared in conformity with generally accepted accounting principles as prescribed by the Governmental Accounting Standards Board (GASB), including Statement No. 34, *Basic Financial Statements and Management's Discussion and Analysis – for State and Local Governments* and including Statement No. 35, *Basic Financial Statements and Management's Discussion and Analysis of Public College and Universities*, issued in June and November 1999 and *Audits of State and Local Governmental Units* issued by the American Institute of Certified Public Accountants. The financial statement presentation required by GASB No. 34 and No. 35 provides a comprehensive, entity-wide perspective of the District's financial activities. The entity-wide perspective replaces the fund-group perspective previously required. Proprietary activities reported in the enterprise and internal service funds are included in the entity-wide perspective. Fiduciary activities, including postemployment trust activities, are excluded from the basic financial statements. Student Financial Aid programs and retiree benefit activities not included in the Futuris Trust are included in the basic financial statements.

**C. BASIS OF ACCOUNTING:**

Basis of accounting refers to when revenues and expenditures or expenses are recognized in the accounts and reported in the financial statements. Basis of accounting relates to the timing of measurement made, regardless of the measurement focus applied.

For financial reporting purposes, the District is considered a special-purpose government engaged in business-type activities. Accordingly, the District's basic financial statements have been presented using the economic resources measurement focus and the accrual basis of accounting. Under the accrual basis, revenues are recognized when earned, and expenses are recorded when an obligation has been incurred. All significant intra-agency transactions have been eliminated with exception of those between the District and its fiduciary funds.

LONG BEACH COMMUNITY COLLEGE DISTRICT

NOTES TO FINANCIAL STATEMENTS

June 30, 2010

**NOTE 1 - SUMMARY OF SIGNIFICANT ACCOUNTING POLICIES: (continued)**

**C. BASIS OF ACCOUNTING: (continued)**

The statements of plan net assets and changes in plan net assets of the other postemployment benefits trust are prepared using the accrual basis of accounting. Employer contributions to the plan are recognized when due and the employer has made a formal commitment to provide the contributions. Benefits and refunds are recognized when due and payable in accordance with the terms of the plan.

For internal accounting purposes, the budgetary and financial accounts of the District have been recorded and maintained in accordance with the Chancellor's Office of the California Community College's *Budget and Accounting Manual*.

To ensure compliance with the California Education Code, the financial resources of the District are divided into separate funds for which separate accounts are maintained for recording cash, other resources and all related liabilities, obligations and equities.

By state law, the District's Governing Board must approve a budget no later than September 15. A public hearing must be conducted to receive comments prior to adoption. The District's Governing Board satisfied these requirements. Budgets for all governmental funds were adopted on a basis consistent with generally accepted accounting principles (GAAP).

These budgets are revised by the District's Governing Board during the year to give consideration to unanticipated income and expenditures. Formal budgetary integration was employed as a management control device during the year for all budgeted funds. Expenditures cannot legally exceed appropriations by major object account.

LONG BEACH COMMUNITY COLLEGE DISTRICT

NOTES TO FINANCIAL STATEMENTS

June 30, 2010

NOTE 1 - SUMMARY OF SIGNIFICANT ACCOUNTING POLICIES: (continued)

C. BASIS OF ACCOUNTING: (continued)

In accordance with GASB Statement No. 20, the District follows all GASB statements issued prior to November 30, 1989 until subsequently amended, superceded or rescinded. The District has the option to apply all Financial Accounting Standards Board (FASB) pronouncements issued after November 30, 1989 unless FASB conflicts with GASB. The District has elected to not apply FASB pronouncements issued after the applicable date.

1. Cash and Cash Equivalents

The District's cash and cash equivalents are considered to be cash on hand, demand deposits and short-term investments with original maturities of three months or less from the date of acquisition. Cash in the County Treasury is recorded at cost, which approximates fair value, in accordance with the requirements of GASB Statement No. 31.

2. Accounts Receivable

Accounts receivable consists primarily of amounts due from the Federal government, state and local governments, or private sources, in connection with reimbursement of allowable expenditures made pursuant to the District's grant and contracts. The District recognized for budgetary and financial reporting purposes any amount of state appropriations deferred from the current fiscal year and appropriated from the subsequent fiscal year for payment of current year costs as a receivable in the current year.

3. Stores Inventories

Inventory is expensed when purchased in the General Fund; these items consist of expendable instructional, custodial, health and other supplies for consumption. Inventory is valued at cost in the Auxiliary Fund and consists of text books and other items sold in the bookstore.

LONG BEACH COMMUNITY COLLEGE DISTRICT

NOTES TO FINANCIAL STATEMENTS

June 30, 2010

NOTE 1 - SUMMARY OF SIGNIFICANT ACCOUNTING POLICIES: (continued)

C. BASIS OF ACCOUNTING: (continued)

4. Prepaid Expenses

Payments made to vendors for goods or services that will benefit periods beyond June 30, 2010, are recorded as prepaid items using the consumption method. A current asset for the prepaid amount is recorded at the time of the purchase and an expenditure/expense is reported in the year in which goods or services are consumed. Prepaid expenses consist primarily of prepaid insurance premiums, maintenance agreements, professional services, and Supplementary Employee Retirement Plan payments.

5. Restricted Cash and Cash Equivalents

Restricted cash and cash equivalents are those amounts externally restricted as to use pursuant to the requirements of the District's grants and contracts and amounts restricted for debt service payments on the general obligation bonds, and bond anticipation notes.

6. Investments

Investments in the Trust are reported at fair value, which is determined by the most recent bid and asking price as obtained from dealers that make markets in such securities.

7. Capitalized Fees

Amounts paid for fees and underwriting costs associated with long-term debt are capitalized and amortized to interest expense over the life of the liability. These costs are amortized using the straight-line method.

LONG BEACH COMMUNITY COLLEGE DISTRICT

NOTES TO FINANCIAL STATEMENTS

June 30, 2010

NOTE 1 - SUMMARY OF SIGNIFICANT ACCOUNTING POLICIES: (continued)

C. BASIS OF ACCOUNTING: (continued)

8. Capital Assets

Capital assets are recorded at cost at the date of acquisition. Donated capital assets are recorded at their estimated fair value at the date of donation. For equipment, the District's capitalization policy includes all items with a unit cost of \$5,000 or more and an estimated useful life of greater than one year. Buildings as well as renovations to buildings, infrastructure, and land improvements that significantly increase the value or extend the useful life of the structure are capitalized. Interest incurred during construction is not capitalized.

The cost of normal maintenance and repairs that does not add to the value of the asset or materially extend the asset's life is recorded in operating expense in the year in which the expense was incurred. Depreciation is computed using the straight-line method over the estimated useful lives of the assets, generally 50 years for buildings, 25 years for portable buildings, 20 years for building and land improvements, 5 years for equipment and vehicles and 3 years for technology.

9. Accounts Payable

Accounts payable consists of amounts due to vendors.

10. Accrued Liabilities

Accrued liabilities consist of salary and benefits payable.

11. Deferred Revenue

Cash received for student fees and federal and state special projects and programs is recognized as revenue to the extent that qualified expenditures have been incurred. Deferred revenue is recorded to the extent cash received on specific projects and programs exceed qualified expenditures.

LONG BEACH COMMUNITY COLLEGE DISTRICT

NOTES TO FINANCIAL STATEMENTS

June 30, 2010

NOTE 1 - SUMMARY OF SIGNIFICANT ACCOUNTING POLICIES: (continued)

C. BASIS OF ACCOUNTING: (continued)

12. Compensated Absences

In accordance with GASB Statement No. 16, accumulated unpaid employee vacation benefits and load banking are recognized as liabilities of the District as compensated absences in the Statement of Net Assets. The entire compensated absences liability is accrued when incurred in the government-wide and in the proprietary fund financial statements. A liability for these amounts is reported in governmental funds only if they have matured, for example, as a result of employee resignations and retirement.

Load banking hours consist of hours worked by instructors in excess of a full-time load for which they may carry forward for future paid time off.

Sick leave benefits are accumulated without limit for each employee. The employees do not gain a vested right to accumulated sick leave, therefore, accumulated employee sick leave benefits are not recognized as liabilities of the District. The District's policy is to record sick leave as an operating expense in the period taken since such benefits do not vest nor is payment probable; however, unused sick leave is added to the creditable service period for calculation of retirement benefits when the employee retires and within the constraints of the appropriate retirement systems.

13. Net Assets

Invested in capital assets, net of related debt: This represents the District's total investment in capital assets, net of outstanding debt obligations related to those capital assets. To the extent debt has been incurred but not yet expended for capital assets, such amounts are included as a component of invested in capital assets, net of related debt.

Restricted net assets – expendable: Restricted expendable net assets include resources in which the District is legally or contractually obligated to spend resources in accordance with restrictions imposed by external third parties or by enabling legislation adopted by the District. The District first applies restricted resources when an expense is incurred for purposes for which both restricted and unrestricted net assets are available.



LONG BEACH COMMUNITY COLLEGE DISTRICT

NOTES TO FINANCIAL STATEMENTS

June 30, 2010

NOTE 1 - SUMMARY OF SIGNIFICANT ACCOUNTING POLICIES: (continued)

C. BASIS OF ACCOUNTING: (continued)

13. Net Assets (continued)

Restricted net assets – nonexpendable: Nonexpendable restricted net assets consist of endowment and similar type funds in which donors or other outside sources have stipulated, as a condition of the gift instrument, that the principal is to be maintained inviolate and in perpetuity, and invested for the purpose of producing present and future income, which may either be expended or added to principal. The District had no restricted net assets – nonexpendable.

Unrestricted net assets: Unrestricted net assets represent resources available to be used for transactions relating to the general operations of the District, and may be used at the discretion of the governing board to meet current expenses for any purpose.

14. State Apportionments

Certain current year apportionments from the state are based upon various financial and statistical information of the previous year.

Any prior year corrections due to the recalculation in February of 2011 will be recorded in the year computed by the State.

The District has recorded accounts receivable of approximately \$17.8 million related to the deferred apportionment payment, net of property tax and enrollment fee revenue adjustments.

LONG BEACH COMMUNITY COLLEGE DISTRICT

NOTES TO FINANCIAL STATEMENTS

June 30, 2010

NOTE 1 - SUMMARY OF SIGNIFICANT ACCOUNTING POLICIES: (continued)

C. BASIS OF ACCOUNTING: (continued)

15. Property Taxes

Secured property taxes attach as an enforceable lien on property as of March 1. Taxes are payable in two installments on November 15 and March 15. Unsecured property taxes are payable in one installment on or before August 31.

Real and personal property tax revenues are reported in the same manner in which the County auditor records and reports actual property tax receipts to the Department of Education. This is generally on a cash basis. A receivable has not been recognized in the General Fund for property taxes due to the fact that any receivable is offset by a payable to the State for apportionment purposes. Property taxes for debt service purposes have been accrued in the basic financial statements.

16. On-Behalf Payments

GASB Statement No. 24 requires that direct on-behalf payments for fringe benefits and salaries made by one entity to a third party recipient for the employees of another, legally separate entity be recognized as revenue and expenditures by the employer government. The State of California makes direct on-behalf payments for retirement benefits to the State Teachers' Retirement System on behalf of all community college and school districts in California. However, a fiscal advisory was issued by the California Department of Education instructing districts not to record revenue and expenditures for these on-behalf payments. The amount of on-behalf payments made for the District is estimated at \$869,000 for STRS.

LONG BEACH COMMUNITY COLLEGE DISTRICT

NOTES TO FINANCIAL STATEMENTS

June 30, 2010

NOTE 1 - SUMMARY OF SIGNIFICANT ACCOUNTING POLICIES: (continued)

C. BASIS OF ACCOUNTING: (continued)

17. Classification of Revenues

The District has classified its revenues as either operating or nonoperating revenues according to the following criteria:

Operating revenues: Operating revenues include activities that have the characteristics of exchange transactions, such as student fees, net of scholarship discounts and allowances, and Federal and most state and local grants and contracts.

Nonoperating revenues: Nonoperating revenues include activities that have the characteristics of nonexchange transactions, such as State apportionments, taxes, and other revenue sources that are defined as nonoperating revenues by GASB No. 9, *Reporting Cash Flows of Proprietary and Nonexpendable Trust Funds and Governmental Entities that use Proprietary Fund Accounting*, and GASB No. 33, *Accounting and Financial Reporting for Nonexchange Transactions*.

18. Scholarship Discounts and Allowances

Student tuition and fee revenues, and certain other revenues from students, are reported net of scholarship discounts and allowances in the statement of revenues, expenses, and changes in net assets. Scholarship discounts and allowances are the difference between the stated charge for goods and services provided by the District, and the amount that is paid by students and/or third parties making payments on the students' behalf. Certain governmental grants, such as Pell grants, and other Federal, state or nongovernmental programs, are recorded as operating revenues in the District's financial statements. To the extent that revenues from such programs are used to satisfy tuition and fees and other student charges, the District has recorded a scholarship discount and allowance.

LONG BEACH COMMUNITY COLLEGE DISTRICT

NOTES TO FINANCIAL STATEMENTS

June 30, 2010

NOTE 1 - SUMMARY OF SIGNIFICANT ACCOUNTING POLICIES: (continued)

C. BASIS OF ACCOUNTING: (continued)

19. Estimates

The preparation of the financial statements in conformity with generally accepted accounting principles requires management to make estimates and assumptions that affect the amounts reported in the financial statements and accompanying notes. Actual results may differ from those estimates.

20. Tax Status

The Auxiliary qualifies as a tax exempt organization under the Internal Revenue Code Section 501(c)(3) and California Revenue and Taxation Code 23701d.

The Auxiliary has evaluated its tax positions and the certainty as to whether those positions will be sustained in the event of any audit by taxing authorities at the federal and state levels. The primary tax positions evaluated relate to the Auxiliary's continued qualification as a tax-exempt organization and whether there are unrelated business income activities that would be taxable. Management has determined that all income tax positions will more likely than not be sustained upon potential audit or examination; therefore, no disclosures of uncertain income tax positions are required.

The Auxiliary files informational returns in the U.S. federal jurisdiction, and the state of California. With few exceptions, the Auxiliary is no longer subject to U.S. federal and state examinations by tax authorities for years before 2005.

LONG BEACH COMMUNITY COLLEGE DISTRICT

NOTES TO FINANCIAL STATEMENTS

June 30, 2010

**NOTE 2 – DEPOSITS AND INVESTMENTS:**

**A. Custodial Credit Risk**

Custodial credit risk is the risk that in the event of a bank failure, the District's deposits may not be returned to it. The District has established a policy for custodial risk. As of June 30, 2010, \$3,506,356 of the District's bank balance of \$4,744,074 was exposed to credit risk as follows:

Uninsured and uncollateralized	\$ 3,506,356
--------------------------------	--------------

**B. Cash in County Treasury**

In accordance with Title 5 and the *Budget and Accounting Manual*, the District maintains substantially all of its cash in the Los Angeles County Treasury as part of the common investment pool. The county pools these funds with those of other districts in the county and invests the cash. These pooled funds are carried at cost which approximates fair value. The fair market value of the District's deposits in this pool as of June 30, 2010, as provided by the pool sponsor, was \$193,314,859. Interest earned is deposited monthly into participating funds. Any investment losses are proportionately shared by all funds in the pool.

The County is authorized to deposit cash and invest excess funds by California Government Code Section 53648 et. seq. The funds maintained by the County are either secured by federal depository insurance or are collateralized.

The District operates a warrant pass-through fund as a holding account for amounts collected from employees for federal taxes, state taxes and other contributions. The District had Cash in the County Treasury amounting to \$1,752,493 on June 30, 2010, which represents withholdings payable and amounts due to the general fund for payments made on the warrant pass-through fund's behalf.

LONG BEACH COMMUNITY COLLEGE DISTRICT

NOTES TO FINANCIAL STATEMENTS

June 30, 2010

NOTE 2 – DEPOSITS AND INVESTMENTS: (continued)

**C. Investments**

Investments held by the Futuris Public Entity Investment Trust (the Trust) are limited to those within the terms of the trust agreement, any applicable plan documents and in accordance with California Code Section 53620 through 53622. The Trust did not violate any provisions of the investment policy during the fiscal year ended June 30, 2010.

Investments held by the Trust at June 30, 2010 are presented below:

<u>Investment</u>	<u>Fair Value</u>
Mutual Funds	\$ 998,400

**Interest Rate Risk**

Interest rate risk is the risk that changes in interest rates of debt investments will adversely affect the fair value of an investment. The Trust does not have a formal policy that limits investment maturities as a means of managing its exposure to fair value losses arising from increasing interest rates.

**Credit Risk**

Credit risk is the risk that an issuer or other counterparty to an investment will not fulfill its obligations. The Trust authorizes the use of a broad range of investment choices that have distinctly different risk and return characteristics, with the provision that all investments must continue to adhere to the underlying requirements of California Government Code Section 53600.5 and, in particular, its emphasis on preservation of capital. As of June 30, 2010, the Trust's investments are in mutual funds which are not rated.

LONG BEACH COMMUNITY COLLEGE DISTRICT

NOTES TO FINANCIAL STATEMENTS

June 30, 2010

NOTE 2 – DEPOSITS AND INVESTMENTS: (continued)

C. Investments (continued)

**Concentration of Credit Risk**

Concentration of credit risk is the risk of a loss attributed to the magnitude of a government's investment in a single issuer. In accordance with Governmental Accounting Standards Board Statement No. 40, *Deposit and Investment Risk Disclosures*, the Trust is exposed to concentration of credit risk whenever investments in any one issuer exceed 5%. Investments guaranteed by the U.S. government and investments in mutual funds and external investment pools are excluded from this requirement. The Trust's investment policy limits investments in any single equity security to be not more than 5%. In addition, the Trust's investment policy prohibits investments in any mutual fund that holds more than 5% of its portfolio in any single issue or issuer. At June 30, 2010 the Trust had not invested more than 5% of its portfolio in one issuer.

NOTE 3 – ACCOUNTS RECEIVABLE:

The accounts receivable balance as of June 30, 2010 consists of the following:

Federal and State	\$17,940,978
Miscellaneous	5,984,254
Due from Warrant Pass-Through Fund	1,722,979
Tuition and Fees	<u>5,583,865</u>
	<u>\$31,232,076</u>

**LONG BEACH COMMUNITY COLLEGE DISTRICT**

**NOTES TO FINANCIAL STATEMENTS**

**June 30, 2010**

**NOTE 4 – INTERFUND TRANSACTIONS:**

Interfund transfers consist of operating transfers from funds receiving resources to funds through which the resources are to be expended. Interfund receivables and payables result when an interfund transfer is transacted after the close of the fiscal year. Interfund activity within the governmental funds has been eliminated in the basic financial statements.

**NOTE 5 - CAPITAL ASSETS:**

The following provides a summary of changes in capital assets for the year ended June 30, 2010:

	<u>Balance June 30, 2009</u>	<u>Additions</u>	<u>Retirements/ Deletions</u>	<u>Balance June 30, 2010</u>
Land	\$ 25,012,063	\$ 686,933	\$	\$ 25,698,996
Site and site improvements	124,408,862	100,138,959		224,547,821
Equipment	13,043,429	1,267,400	(3,778,781)	10,532,048
Construction in progress	119,860,431	25,384,841	(98,616,427)	46,628,845
Total cost	<u>282,324,785</u>	<u>127,478,133</u>	<u>(102,395,208)</u>	<u>307,407,710</u>
Less accumulated depreciation for:				
Site and site improvements	38,024,436	4,211,871		42,236,307
Equipment	10,757,354	866,885	(3,778,781)	7,845,458
Total accumulated depreciation	<u>48,781,790</u>	<u>5,078,756</u>	<u>(3,778,781)</u>	<u>50,081,765</u>
Capital assets, net	<u>\$ 233,542,995</u>	<u>\$ 122,399,377</u>	<u>\$ (98,616,427)</u>	<u>\$ 257,325,945</u>



**LONG BEACH COMMUNITY COLLEGE DISTRICT**

**NOTES TO FINANCIAL STATEMENTS**

**June 30, 2010**

**NOTE 6 - GENERAL OBLIGATION BONDS – MEASURE E (2002):**

On March 5, 2002, \$176 million in general obligation bonds were authorized by an election held within Long Beach Community College District under Proposition 39/Measure E. Proceeds from the sale of the bonds will be used to finance the construction, acquisition, furnishing and equipping of District facilities.

During the fiscal year ended June 2003, the District issued, through the County of Los Angeles, General Obligation 2002 Election Series A (2003) Bonds totaling \$40,000,000 under a bond authorization approved in a general election held in March 2002. The bonds were issued as current interest bonds and contain an interest provision ranging from 2.5 percent to 5 percent, depending on the maturity date of the bond. The proceeds of such bonds are to be used for acquisition, construction, furnishing, and equipping of District facilities.

On November 29, 2005 the District offered for sale \$65,000,000 in General Obligation 2002 Election Series B (2005) Bonds. The bonds were issued as current interest bonds and contain an interest provision ranging from 3.75 percent to 5 percent, depending on maturity date of the bond. The proceeds of these bonds are to be used for acquisition, construction, furnishing and equipping of District facilities.

On November 29, 2005, the District offered for sale \$28,224,898 in General Obligation 2002 Election Series C (2005) Bonds. The bonds were issued as current interest bonds in the aggregate principal amount of \$21,485,000 and capital appreciation bonds in the aggregate principal amount of \$6,739,898. These bonds contain an interest provision ranging from 3.75 percent to 4.73 percent depending on maturity date of the bond. These bonds were issued to refund certain outstanding general obligation bonds (Series A) of the District and to pay for certain capital improvements.

The capital appreciation bonds were issued with maturity dates of May 1, 2014 through May 1, 2017. Prior to the applicable maturity date, each bond will accrete interest on the principal component. At June 30, 2010, \$8,440,938 in accreted interest has been accrued and included in long-term debt.

LONG BEACH COMMUNITY COLLEGE DISTRICT

NOTES TO FINANCIAL STATEMENTS

June 30, 2010

**NOTE 6 - GENERAL OBLIGATION BONDS – MEASURE E (2002): (continued)**

\$5,502,159 in proceeds, net of costs, were deposited in the Revenue Bond Construction Fund. The balance of proceeds associated with the refunding were deposited in an escrow fund for future repayment. At June 30, 2010 the outstanding balance of the defeased debt to be paid by the escrow agent totaled \$27,175,000. This amount is scheduled to be repaid in May 2013. These bonds are considered fully defeased and are not recorded on the financial statements. The difference in cash flow requirements related to this refunding amounted to a savings of approximately \$4,546,350. These savings resulted in a re-calculation of the collections and payments toward bond payoffs and are included in the consolidated schedule noted on the subsequent page.

On October 24, 2007, the District offered for sale \$70,999,987 in General Obligation 2002 Election Series D (2007) Bonds. The bonds were issued as current interest bonds in the aggregate principal amount of \$43,550,000 and capital appreciation bonds in the aggregate principal amount of \$27,449,987. These bonds contain an interest provision ranging from 3.63 percent to 6.01 percent depending on maturity date of the bond. These bonds were issued to be used for acquisition, construction, furnishing and equipping of District facilities.

The capital appreciation bonds were issued with maturity dates of May 1, 2013 through May 1, 2025. Prior to the applicable maturity date, each bond will accrete interest on the principal component. At June 30, 2010, \$3,139,834 in accreted interest has been accrued and included in long-term debt.

Proceeds received in excess of debt are added to the maturity amount and amortized to interest expense over the life of the liability. The Bonds included total premiums of \$10,733,216. This amount will be amortized using the straight-line method. Amortization of \$645,289 was recognized during the 2009-10 year.

Associated issuance costs are recorded as capitalized fees on the statement of net assets. The Bonds included issuance costs of \$2,114,256. This amount will be amortized using the straight-line method. Amortization of \$99,540 was recognized during 2009-10.

The difference between the reacquisition price and the net carrying amount on refunded debt is deferred and amortized as a component of interest expense over the life of the new debt. Payments to the refunding escrow agent exceeded the existing carrying value of the refunded debt by \$1,048,716. Amortization of \$45,596 was recognized during the 2009-10 year.

**LONG BEACH COMMUNITY COLLEGE DISTRICT**

**NOTES TO FINANCIAL STATEMENTS  
June 30, 2010**

**NOTE 6 - GENERAL OBLIGATION BONDS – MEASURE E (2002): (continued)**

The following summarizes the outstanding bonded debt of Measure E (2002) at June 30, 2010.

Date of Issue	Interest Rate %	Original Maturity Dates (1)	Amount of Original Issue	Outstanding July 1, 2009	Issued Current Year	Redeemed Current Year	Outstanding June 30, 2010
04/30/03 A	2.5-5.0%	5/1/2004 to 8/1/2027	\$ 40,000,000	\$ 4,645,000	\$	\$ 1,095,000	\$ 3,550,000
11/29/05 B	3.75-5.0%	5/1/2006 to 5/1/2030	65,000,000	60,015,000		605,000	59,410,000
11/29/05 C	3.75-4.73%	5/1/2006 to 5/1/2017	28,224,898	22,054,898		3,380,000	18,674,898
10/24/07 D	3.63-6.01%	5/1/2013 to 5/1/2032	70,999,987	70,999,987			70,999,987
			<u>\$ 204,224,885</u>	<u>\$ 157,714,885</u>	<u>\$ -</u>	<u>\$ 5,080,000</u>	<u>\$ 152,634,885</u>

<sup>(1)</sup> Final maturity date on refunded portion:  
Series A 5/1/2013

The annual requirements to amortize all Measure E (2002) bonds payable, outstanding as of June 30, 2010, are as follows:

Fiscal Year Ending June 30,	Principal	Accreted Interest	Interest	Total
2011	\$ 5,750,000	\$	\$ 5,662,045	\$ 11,412,045
2012	6,380,000		5,434,170	11,814,170
2013	7,158,580	56,420	5,188,750	12,403,750
2014	4,181,135	3,078,865	4,912,750	12,172,750
2015	4,550,469	3,454,531	4,850,750	12,855,750
2016-2020	26,958,787	14,066,213	22,871,500	63,896,500
2021-2025	29,610,914	13,634,086	19,531,500	62,776,500
2026-2030	53,990,000		11,857,750	65,847,750
2031-2032	14,055,000		1,062,750	15,117,750
<b>Total Debt Service</b>	<u>\$ 152,634,885</u>	<u>\$ 34,290,115</u>	<u>\$ 81,371,965</u>	<u>\$ 268,296,965</u>

**LONG BEACH COMMUNITY COLLEGE DISTRICT**

**NOTES TO FINANCIAL STATEMENTS**

**June 30, 2010**

**NOTE 7 - GENERAL OBLIGATION BONDS – MEASURE E (2008):**

On February 5, 2008, \$440 million in general obligation bonds were authorized by an election held within Long Beach Community College District under Proposition 39/Measure E. Proceeds from the sale of the bonds will be used to finance the construction, acquisition, furnishing and equipping of District facilities. In addition, proceeds will be used for the prepayment of certain lease and financing obligations of the District.

On July 8, 2009, the District offered for sale \$48,373,981 in General Obligation 2009 Election Series A (2009) Bonds. The bonds were issued as current interest bonds in the aggregate principal amount of \$24,990,000 and capital appreciation bonds in the aggregate principal amount of \$23,383,981. These bonds contain an interest provision ranging from 3.59 percent to 5.45 percent depending on maturity date of the bond. These bonds were issued to be used for acquisition, construction, furnishing and equipping of District facilities as well as the prepayment of obligations of the District as noted above.

The capital appreciation bonds were issued with maturity dates of June 1, 2012 through June 1, 2018 and June 1, 2027 through June 1, 2033. Prior to the applicable maturity date, each bond will accrete interest on the principal component. At June 30, 2010, \$2,284,628 in accreted interest has been accrued and included in long-term debt.

Proceeds received in excess of debt are added to the maturity amount and amortized to interest expense over the life of the liability. The bonds included a premium of \$1,060,612, which is amortized using the straight-line method. Amortization of \$42,425 was recognized during the 2009-10 year.

Associated issuance costs are recorded as capitalized fees on the statement of net assets. The Bonds included issuance costs of \$1,130,044. This amount will be amortized using the straight-line method. Amortization of \$46,394 was recognized during 2009-10.

The following summarizes the outstanding bonded debt of Measure E (2008) at June 30, 2010.

<u>Date of Issue</u>	<u>Interest Rate %</u>	<u>Maturity Dates</u>	<u>Amount of Original Issue</u>	<u>Outstanding July 1, 2009</u>	<u>Redeemed Current Year</u>	<u>Outstanding June 30, 2010</u>
7/8/2008 A	3.59-5.45%	6/1/2012 to 6/1/2033	<u>\$ 48,373,981</u>	<u>\$ 48,373,981</u>	<u>\$ -</u>	<u>\$ 48,373,981</u>

**LONG BEACH COMMUNITY COLLEGE DISTRICT**

**NOTES TO FINANCIAL STATEMENTS**

**June 30, 2010**

**NOTE 7 - GENERAL OBLIGATION BONDS – MEASURE E (2008): (continued)**

The annual requirements to amortize the Measure E (2008) bonds payable, outstanding as of June 30, 2010, are as follows:

Fiscal Year Ending June 30,	Principal	Accreted Interest	Interest	Total
2011	\$	\$	\$ 1,219,675	\$ 1,219,675
2012	326,959	48,041	1,219,675	1,594,675
2013	509,118	100,882	1,219,675	1,829,675
2014	657,319	167,681	1,219,675	2,044,675
2015	591,014	188,986	1,219,675	1,999,675
2016-2020	7,570,203	1,754,797	6,021,175	15,346,175
2021-2025	16,385,000		3,804,500	20,189,500
2026-2030	13,869,436	17,900,564	228,500	31,998,500
2031-2033	8,464,932	21,925,068		30,390,000
Total Debt Service	<u>\$ 48,373,981</u>	<u>\$ 42,086,019</u>	<u>\$ 16,152,550</u>	<u>\$ 106,612,550</u>

**NOTE 8 – BOND ANTICIPATION NOTES:**

On January 7, 2010, the District issued \$150,000,000 in bond anticipation notes. The notes were issued to finance the acquisition, construction, equipment, furnishings and improvement of certain District facilities.

The principal on the notes are payable only at maturity, and the District will pay interest on an annual basis. The interest rate is 9.85% per annum. The maturity date is January 15, 2013. The principal amount of the notes, together with the interest thereon, will be payable from the proceeds of any future sale of bonds pursuant to the authorization, or from other funds of the District lawfully available for the purpose of repaying the notes.

Proceeds received in excess of debt are added to the maturity amount and amortized to interest expense over the life of the liability. The notes included total premiums of \$30,480,000. This amount will be amortized using the straight line method. Amortization of \$5,080,000 was recognized during 2009-10.

Associated issuance costs are recorded as capitalized fees on the statement of net assets. The notes included issuance costs of \$930,000. This amount will be amortized using the straight-line method. Amortization of \$155,000 was recognized during 2009-10.

**LONG BEACH COMMUNITY COLLEGE DISTRICT**

**NOTES TO FINANCIAL STATEMENTS**

**June 30, 2010**

**NOTE 8 – BOND ANTICIPATION NOTES: (continued)**

The annual requirements to amortize the notes payable, outstanding as of June 30, 2010, are as follows:

<u>Year Ended</u> <u>June 30</u>	<u>Principal</u>	<u>Interest</u>	<u>Total</u>
2011	\$	\$ 14,775,000	\$ 14,775,000
2012		14,755,000	14,755,000
2013	<u>150,000,000</u>	<u>15,103,333</u>	<u>165,103,333</u>
Total Debt Service	<u>\$ 150,000,000</u>	<u>\$ 44,633,333</u>	<u>\$ 194,633,333</u>

**NOTE 9 – LONG-TERM DEBT:**

A schedule of changes in long-term debt for the year ended June 30, 2010 is shown below:

	<u>Balance</u> <u>June 30, 2009</u>	<u>Additions</u>	<u>Retirements</u>	<u>Balance</u> <u>June 30, 2010</u>	<u>Balance Due In</u> <u>One Year</u>
Compensated absences	\$ 5,013,261	\$ 125,035	\$	\$ 5,138,296	\$ 2,169,685
General obligation bonds (2002 election):					
Bonds payable	157,714,885		5,080,000	152,634,885	5,750,000
Accreted interest	9,606,956	1,973,816		11,580,772	
Bond premium	8,352,590		645,289	7,707,301	
Deferred liability	(866,332)		(45,596)	(820,736)	
General obligation bonds (2008 election):					
Bonds payable	48,373,981			48,373,981	
Accreted interest	1,025,062	1,259,566		2,284,628	
Bond premium	1,018,200		42,425	975,775	
Bond anticipation notes:					
Notes payable		150,000,000		150,000,000	
Notes premium		30,480,000	5,080,000	25,400,000	
Other postemployment benefits other than pensions (OPEB)	120,052	1,297,386		1,417,438	
Supplemental employee retirement plan	2,063,356	964,125	938,809	2,088,672	938,809
	<u>\$ 232,422,011</u>	<u>\$ 186,099,928</u>	<u>\$ 11,740,927</u>	<u>\$ 406,781,012</u>	<u>\$ 8,858,494</u>

## LONG BEACH COMMUNITY COLLEGE DISTRICT

### NOTES TO FINANCIAL STATEMENTS

June 30, 2010

#### NOTE 10 – INTERNAL SERVICE ACTIVITY:

The District is exposed to various risks of loss related to torts; theft of, damage to, and destruction of assets; errors and omissions; injuries to employees; and natural disasters. The District has established an Internal Service Fund to account for and finance its risks of loss related to property and liability. Under this program, the Internal Service Fund provides coverage for up to a maximum of \$10,000 for each general liability claim and \$5,000 for each property damage claim. The District participates in a JPA to provide excess insurance coverage above the member retained limit for property and liability claims. Settled claims have not exceeded the coverage provided by the JPA in any of the past three fiscal years.

Funding of the Internal Service Fund is based on estimates of the amounts needed to pay prior and current year claims. Funding is provided by transfers from the General Fund. Claims paid within the member retained limit during 2009-10 totaled \$167,649.

Prior to July 1, 2003, the District was self-insured for risks of loss related to workers' compensation. Under this program, the District provided funding ranging from \$100,000 up to a maximum of \$350,000, based on the claim year, for each workers' compensation claim. The District purchased commercial insurance and/or participated in a JPA to provide coverage for claims above the self-insured retention level to the statutory limit of \$1M. Settled claims have not exceeded this additional coverage in any of the past three fiscal years.

Effective July 1, 2003, the District participates in a JPA that provides first-dollar coverage for risk of loss related to workers' compensation. The District continues to pay for run-off claims related to years prior to July 1, 2003. Run-off claims payment activity is reported in the District's General Fund. Run-off claims paid during 2009-10 totaled \$110,342.

#### Claims Liability

At June 30, 2010, the District accrued the worker's compensation claims liability for run-off claims in accordance with GASB Statement No. 10, which requires that a liability for claims be reported if information prior to the issuance of the financial statements indicates that it is probable that a liability has been incurred at the date of the financial statements and the amount of the loss can be reasonably estimated. The amount of future liability is estimated at \$1,431,672.

An estimate for claims liability related to property and liability risk has not been recorded and is not believed to be material.

# LONG BEACH COMMUNITY COLLEGE DISTRICT

## NOTES TO FINANCIAL STATEMENTS

June 30, 2010

### NOTE 11 - EMPLOYEE RETIREMENT PLANS:

Qualified employees are covered under multiple-employer defined benefit pension plans maintained by agencies of the State of California. Academic employees are members of the State Teachers' Retirement System (STRS) and classified employees are members of the Public Employees' Retirement System (PERS) and part-time, seasonal and temporary employees and employees not covered by STRS or PERS are members of the Alternative Retirement System (ARS).

#### State Teachers' Retirement System (STRS)

##### **Plan Description**

The District contributes to the State Teachers' Retirement System (STRS), a cost-sharing multiple-employer public employee retirement system defined benefit pension plan administered by STRS. The plan provides retirement, disability and survivor benefits to beneficiaries. Benefit provisions are established by State statutes, as legislatively amended, within the State Teachers' Retirement Law. STRS issues a separate comprehensive annual financial report that includes financial statements and required supplementary information. Copies of the STRS annual financial report may be obtained from STRS, 7667 Folsom Boulevard, Sacramento, CA 95826.

##### **Funding Policy**

Active plan members are required to contribute 8.0% of their salary and the District is required to contribute an actuarially determined rate. The actuarial methods and assumptions used for determining the rate are those adopted by the STRS Teachers' Retirement Board. The required employer contribution rate for fiscal year 2009-10 was 8.25% of annual payroll. The contribution requirements of the plan members are established and may be amended by State statute.



**LONG BEACH COMMUNITY COLLEGE DISTRICT**

**NOTES TO FINANCIAL STATEMENTS**

**June 30, 2010**

**NOTE 11 - EMPLOYEE RETIREMENT PLANS: (continued)**

**Public Employees' Retirement System (PERS)**

**Plan Description**

The District contributes to the School Employer Pool and the Auxiliary contributes to the water district pool under the California Public Employees' Retirement System (CalPERS), a cost-sharing multiple-employer public employee retirement system defined benefit pension plan administered by CalPERS. Both entities contribute to separate pools due to the number of employees. The plan provides retirement and disability benefits, annual cost-of-living adjustments, and death benefits to plan members and beneficiaries. Benefit provisions are established by State statutes, as legislatively amended, within the Public Employees' Retirement Law. CalPERS issues a separate comprehensive annual financial report that includes required supplementary information. Copies of the CalPERS' annual financial report may be obtained from the CalPERS Executive Office, 400 P Street, Sacramento, CA 95814.

**Funding Policy**

Active plan members are required to contribute 7.0% of their salary for District employees and 8.0% of their salary for Auxiliary employees. The District and Auxiliary are required to contribute an actuarially determined rate. The actuarial methods and assumptions used for determining the rate are those adopted by the CalPERS Board of Administration. The required employer contribution rate for fiscal year 2009-10 was 9.709% of annual payroll for the District and 28.930% of annual payroll for the Auxiliary. The contribution requirements of the plan members are established and may be amended by State statute.

**Contributions to STRS and PERS**

The District's contributions to STRS and PERS for each of the last three fiscal years is as follows:

Year Ended June 30,	STRS		PERS		
	Required Contribution	Percent Contributed	Required Contribution District	Required Contribution Auxiliary	Percent Contributed
2008	\$3,572,485	100%	\$2,753,880	199,837	100%
2009	3,804,273	100%	2,940,763	190,086	100%
2010	3,550,955	100%	3,026,949	364,182	100%

**LONG BEACH COMMUNITY COLLEGE DISTRICT**

**NOTES TO FINANCIAL STATEMENTS**

**June 30, 2010**

**NOTE 11 - EMPLOYEE RETIREMENT PLANS: (continued)**

**Alternative Retirement System (ARS)**

**Plan Description**

The Alternative Retirement System Plan (ARS) is a defined contribution plan qualifying under §401(a) and §501 of the Internal Revenue Code. The plan covers part-time, seasonal and temporary employees and employees not covered by §3121(b)(7)(F) of the Internal Revenue Code. The benefit provisions and contribution requirements of plan members are established and may be amended by the Governing Board of the District. The plan is administered by MidAmerica Administrative Solutions, Inc.

**Funding Policy**

The District does not contribute any percentage based on the employee's gross earnings. An employee is required to contribute 7.5% of his or her gross earnings to the pension plan. Total contributions were made by the employees in the amount of \$449,195 during the fiscal year. The total amount of covered compensation was \$5,989,224. Contributions made by the employee vest immediately.

**NOTE 12 – SUPPLEMENTAL EMPLOYEE RETIREMENT PLAN:**

The District has four Supplemental Employee Retirement Plans for faculty and management/confidential employees. The accumulated future liability for the District at June 30, 2010 is \$2,088,672.

**2005-06 Supplemental Employee Retirement Plan:**

In 2005-06, the Board of Trustees approved the implementation of the District's Supplemental Employee Retirement Plan for faculty and management/confidential employees; this plan became effective July 1, 2006.

A total of 8 faculty and 1 management/confidential employee are participating. The District will pay benefits of \$135,075 annually over five years totaling \$675,375. The first payment was made during 2006-07. The total remaining liability of \$135,075 has been reflected in these financial statements.

LONG BEACH COMMUNITY COLLEGE DISTRICT

NOTES TO FINANCIAL STATEMENTS

June 30, 2010

**NOTE 12 – SUPPLEMENTAL EMPLOYEE RETIREMENT PLAN: (continued)**

**2006-07 Supplemental Employee Retirement Plan:**

In 2006-07, the Board of Trustees approved the implementation of the District's Supplemental Employee Retirement Plan for faculty and management/confidential employees.

One management/confidential employee is participating. The District will pay benefits of \$39,521 annually through 2010-11 totaling \$197,605. The total remaining liability of \$39,521 has been reflected in these financial statements.

**2006-07 Supplemental Employee Retirement Plan**

In 2006-07, the Board of Trustees approved the implementation of the District's Supplemental Employee Retirement Plan for faculty and management/confidential employees, effective July 1, 2007.

A total of 21 faculty employees and 12 management/confidential are participating. The District will pay benefits of \$571,388 annually through 2011-12, beginning August 2007 for a total liability of \$2,888,138. The total remaining liability of \$1,142,776 has been reflected in these financial statements.

**2009-10 Supplemental Employee Retirement Plan**

In 2009-10, the Board of Trustees approved the implementation of the District's Supplemental Employee Retirement Plan for faculty and management/confidential employees, effective December 31, 2009

Thirteen faculty employees are participating. The District will pay benefits of \$192,825 annually through 2013-14 for a total liability of \$964,125. The total remaining liability of \$771,300 has been reflected in these financial statements.

LONG BEACH COMMUNITY COLLEGE DISTRICT

NOTES TO FINANCIAL STATEMENTS

June 30, 2010

NOTE 13 – POSTEMPLOYMENT HEALTHCARE BENEFITS:

Plan Description

The District provides employee health benefits coverage for eligible retirees and their families. Employees hired prior to February 1, 1995 who retire from District service are eligible for Option A or B. Employees hired after February 1, 1995 are eligible for Option B.

**Option A:**

An employee who retires from the District under PERS/STRS guidelines, after more than twelve/fifteen years of service for classified/academic qualifies for District-paid hospital-medical-benefits. Employees who retire under age 65 qualify for coverage up to age 67. Employees who retire after age 65 qualify for up to 4 years of coverage past retirement based on years of service.

**Option B:**

An employee, who retires from the District under PERS/STRS, after more than twelve/fifteen years of service for classified/academic qualifies for one year of District-paid hospital/medical benefits for every three/five years of full-time District service.

Benefit provisions are established through negotiations between the District and the bargaining unions representing employees and are renegotiated each three-year bargaining period. The Retiree Health Plan does not issue a separate financial report.

Membership of the plan consisted of the following at June 30, 2010:

Retirees and beneficiaries receiving benefits	251
Terminated plan members entitled to but not yet receiving benefits	6
Active plan members	<u>842</u>
Total	<u>1,099</u>

LONG BEACH COMMUNITY COLLEGE DISTRICT

NOTES TO FINANCIAL STATEMENTS

June 30, 2010

**NOTE 13 – POSTEMPLOYMENT HEALTHCARE BENEFITS: (continued)**

**Funding Policy**

The District currently finances benefits on a pay-as-you-go basis. The District incurs 100 percent of the cost of current year premiums for eligible retired plan members and their spouses as applicable. For fiscal year 2009-10, the District contributed \$2,163,866 to the plan.

**Annual OPEB Cost and Net OPEB Obligation**

The District's annual other postemployment benefit (OPEB) cost (expense) is calculated based on the annual required contribution of the employer (ARC), an amount actuarially determined in accordance with the parameters of GASB Statement No. 45. The ARC represents a level of funding that, if paid on an ongoing basis, is projected to cover normal cost each year and amortize any unfunded actuarial liabilities (or funding excess) over a period not to exceed thirty years. The table on the following page shows the components of the District's annual OPEB cost for the year, the amount actually contributed, and changes in the OPEB obligation.

Annual required contribution	\$ 3,460,567
Interest on net OPEB obligation	6,002
Adjustment to annual required contribution	<u>(5,317)</u>
Annual OPEB cost (expense)	3,461,252
Contributions made	<u>(2,163,866)</u>
Change in net OPEB obligation	1,297,386
Net OPEB obligation - beginning of year	<u>120,052</u>
Net OPEB obligation - end of year	<u><u>\$ 1,417,438</u></u>

LONG BEACH COMMUNITY COLLEGE DISTRICT

NOTES TO FINANCIAL STATEMENTS

June 30, 2010

**NOTE 13 – POSTEMPLOYMENT HEALTHCARE BENEFITS:** (continued)

**Annual OPEB Cost and Net OPEB Obligation (continued)**

The District's annual OPEB cost for the year, the percentage of annual OPEB cost contributed, and the net OPEB obligation for fiscal year ended 2010 was as follows:

<u>Fiscal Year Ended</u>	<u>Annual OPEB Cost</u>	<u>Percentage of Annual OPEB Cost Contributed</u>	<u>Net OPEB Obligation</u>
6/30/2009	\$ 2,303,765	94.8%	\$ 120,052
6/30/2010	3,461,252	62.5%	1,417,438

Fiscal year 2008-09 was the fiscal year of implementation of GASB Statement No. 45 and the District elected to implement prospectively, therefore, only two years of comparative data is available. In future years, three-year trend information will be presented.

**Funding Status and Funding Progress**

As of September 1, 2009, the most recent actuarial valuation date, the actuarial accrued liability for benefits was \$31,394,983 and the unfunded actuarial accrued liability (UAAL) was \$30,230,355. The covered payroll (annual payroll of active employees covered by the plan) was \$62,401,719, and the ratio of the UAAL to the covered payroll was 48.44%. The District has established an irrevocable trust to mitigate the unfunded liability required by GASB 45. For fiscal year 2009-10, the District did not make a contribution to the trust. The ending reserve balance in the trust totaled \$998,400 at June 30, 2010. Additionally, the District does maintain a retiree benefits fund to designate resources for retiree health care costs. Designated resources in the fund totaled \$10,293,989 at June 30, 2010.

Actuarial valuations of an ongoing benefit plan involve estimates of the value of reported amounts and assumptions about the probability of occurrence of events far into the future. Examples include assumptions about future employment, mortality, and the healthcare cost trend. Actuarially determined amounts are subject to continual revision as actual results are compared with past expectations and new estimates are made about the future. The schedule of funding progress, presented as required supplementary information following the notes to the financial statements, presents multiyear trend information about whether the actuarial value of plan assets, if any, is increasing or decreasing over time relative to the actuarial accrued liabilities for benefits.

LONG BEACH COMMUNITY COLLEGE DISTRICT

NOTES TO FINANCIAL STATEMENTS

June 30, 2010

NOTE 13 – POSTEMPLOYMENT HEALTHCARE BENEFITS: (continued)

**Funding Status and Funding Progress (continued)**

The accompanying schedule of employer contributions, also presented as required supplementary information, presents trend information about the amounts contributed to the plan by employers in comparison to the Annual Required Contribution (ARC), an amount that is actuarially determined in accordance with the parameters of GASB Statement 43. The ARC represents a level of funding that, if paid on an ongoing basis, is projected to cover normal cost for each year and amortize any unfunded actuarial liabilities (or funding excess) over a period not to exceed thirty years.

**Actuarial Methods and Assumptions**

Projections of benefits for financial reporting purposes are based on the substantive plan (the plan as understood by the employer and the plan members) and include the types of benefits provided at the time of each valuation and the historical pattern of sharing of benefit costs between the employer and plan members to that point. The actuarial methods and assumptions used include techniques that are designed to reduce the effects of short-term volatility in actuarial accrued liabilities and the actuarial value of assets, if any, consistent with the long-term perspective of the calculations.

For the September 1, 2009 actuarial valuation, the most recent actuarial valuation performed, the entry age normal cost method was used. The actuarial assumptions included a 5.0 percent investment rate of return (net of administrative expenses) which is a blended rate of the expected long-term investment returns on plan assets and on the employers own investments calculated based on the funded level of the plan at the valuation date, and an annual healthcare cost trend rate of 4 percent. Both rates included a 3.0 percent inflation assumption. The actuarial value of assets was determined using the asset values provided by the District and used a 15 year smoothing formula and a 20% corridor around market value. The initial UAAL is being amortized as a level percentage of projected payroll on a closed basis. The remaining amortization period at June 30, 2010 was twenty-nine years. The remaining UAAL is being amortized as a level percentage of projected payroll over a 30 year amortization period. However, it was not necessary at this time for the District to make an election with respect to whether to use an “open” or “closed” amortization period.

**LONG BEACH COMMUNITY COLLEGE DISTRICT**

**NOTES TO FINANCIAL STATEMENTS**

**June 30, 2010**

**NOTE 14 - JOINT VENTURES (JOINT POWERS AGREEMENTS):**

The District participates in five joint Powers Agreements (JPA) entities: Protective Insurance Program for Schools (PIPS), School's Association for Excess Risk (SAFER), Statewide Educational Wrap-up Program (SEWUP), the Statewide Association of Community Colleges (SWACC), and the California Statewide Tax Authority (the Authority). The relationship between the District and the JPAs is such that the JPAs are not component units of the District for financial reporting purposes.

PIPS provides workers' compensation insurance protection to its membership for public schools and community colleges throughout California.

SAFER provides excess insurance coverage for liability losses from \$1,000,000 to \$25,000,000 and \$5,000,000 to \$250,000,000 for excess property coverage.

SEWUP is a consolidated construction insurance program covering the job-site risks of: District as Owner, Construction Manager, General Contractor, contractors and sub-contractors of all tiers. Membership is comprised of 400 California Schools and Community College Districts. Premiums are determined for each construction project or projects.

SWACC provides liability and property insurance for forty-seven community colleges. SWACC is governed by a Board comprised of a member of each of the participating districts. The board controls the operations of SWACC, including selection of management and approval of members beyond their representation on the Board. Each member shares surpluses and deficits proportionately to its participation in SWACC.

The Authority purchases delinquent ad valorem property taxes from school agencies in Los Angeles County to receive additional unrestricted revenues through financing of property tax delinquencies. The Authority is a pass through entity and financial information is not available. For the fiscal year 2009-10, the District received tax and local revenue in the amount of \$429,394 from the Authority for the purchase of delinquent tax receivables at a premium of 8.5%.

Each JPA is governed by a board consisting of a representative from each member district. Each governing board controls the operations of its JPA independent of any influence by the Long Beach Community College District beyond the District's representation on the governing boards.



**LONG BEACH COMMUNITY COLLEGE DISTRICT**

**NOTES TO FINANCIAL STATEMENTS**

**June 30, 2010**

**NOTE 14 - JOINT VENTURES (JOINT POWERS AGREEMENTS): (continued)**

Each JPA is independently accountable for its fiscal matters. All JPA's maintain their own accounting records. Budgets are not subject to any approval other than that of the respective governing boards. Member districts share surpluses and deficits proportionately to their participation in the JPA.

The relationships between the Long Beach Community College District and the JPAs are such that neither JPA is a component unit of the District for financial reporting purposes.

Condensed financial information for the most current information available is as follows:

	PIPS 6/30/2010 <u>(Audited)</u>	SAFER 6/30/2009 <u>(Audited)</u>	SEWUP 6/30/2009 <u>(Audited)</u>	SWACC 6/30/2010 <u>(Audited)</u>
Total assets	\$ 117,734,937	\$ 140,632	\$ 27,044,299	\$ 46,019,292
Total liabilities	<u>69,742,511</u>	<u>10,239</u>	<u>14,643,916</u>	<u>21,417,925</u>
Net assets	<u>\$ 47,992,426</u>	<u>\$ 130,393</u>	<u>\$ 12,400,383</u>	<u>\$ 24,601,367</u>
Total revenues	\$ 5,305,101	\$ 36,307,747	\$ 9,375,700	\$ 11,118,079
Total expenditures	<u>596,363</u>	<u>36,181,611</u>	<u>7,862,074</u>	<u>12,547,315</u>
Change in net assets	<u>\$ 4,708,738</u>	<u>\$ 126,136</u>	<u>\$ 1,513,626</u>	<u>\$ (1,429,236)</u>

**NOTE 15 – FUNCTIONAL EXPENSES:**

	Salaries	Employee Benefits	Supplies, Materials, Utilities Other Expenses and Services	Student Financial Aid	Depreciation	Total
Instructional	\$ 41,619,121	\$ 13,413,787	\$ 2,523,370	\$	\$	\$ 57,556,278
Academic Support	8,148,173	2,585,070	553,935			11,287,178
Student Services	12,483,065	4,003,623	988,853			17,475,541
Operation & Maintenance of Plant	5,705,356	931,273	2,958,782			9,595,411
Institutional Support	10,649,910	3,418,478	5,946,017			20,014,405
Community Services and Economic Development	2,293,048	735,436	2,611,362			5,639,846
Ancillary Services and Auxiliary Operations	3,861,819	1,266,911	6,641,409			11,770,139
Student Aid				50,840,132		50,840,132
Other Outgo	85,223	2,190,560	11,347,745			13,623,528
Depreciation Expense					5,078,754	5,078,754
Total	<u>\$ 84,845,715</u>	<u>\$ 28,545,136</u>	<u>\$ 33,571,473</u>	<u>\$ 50,840,132</u>	<u>\$ 5,078,754</u>	<u>\$ 202,881,212</u>

LONG BEACH COMMUNITY COLLEGE DISTRICT

NOTES TO FINANCIAL STATEMENTS

June 30, 2010

**NOTE 16 - COMMITMENTS AND CONTINGENCIES:**

**A. State and Federal Allowances, Award and Grants**

The District has received state and federal funds for specific purposes that are subject to review and audit by the grantor agencies. Although such audits could generate expenditure disallowances under terms of the grants, it is believed that any required reimbursement will not be material.

**B. Purchase Commitments**

As of June 30, 2010, the District was committed under various capital expenditure purchase agreements for construction and modernization projects totaling approximately \$63.3 million. Projects will be funded through bond anticipation notes proceeds and state funding for capital outlay projects.

**C. Litigation**

The District is involved in various claims and legal actions arising in the ordinary course of business. In the opinion of management, the ultimate disposition of these matters will not have a material adverse effect on the District's financial statements.

In addition, the District is a party to a claim of action to enforce a stop notice seeking recovery in the sum of approximately \$1.1 million. The District's liability is limited to the funds withheld from the general contractor which includes 25% to cover reasonable litigation costs incurred by the District. A liability has been recorded in the basic financial statements.

**NOTE 17 - SUBSEQUENT EVENT:**

**Tax and Revenue Anticipation Notes**

The District issued \$10,000,000 of tax and revenue anticipation notes dated October 8, 2010. The notes include interest at a rate of 2.00% and mature on June 30, 2011. The notes were sold by the District to supplement its cash flow.

Repayment requirements are that \$5,000,000 be deposited with the County Treasurer prior to May, 2011, and a final payment of \$5,000,000, plus an amount sufficient to pay interest on the notes, be deposited prior to June, 2011.

**REQUIRED SUPPLEMENTARY INFORMATION**

**LONG BEACH COMMUNITY COLLEGE DISTRICT**

**SCHEDULE OF POSTEMPLOYMENT HEALTHCARE BENEFITS FUNDING PROGRESS**

For the Fiscal Year Ended June 30, 2010

Actuarial Valuation Date	Actuarial Value of Assets (AVA)	Actuarial Accrued Liability (Unit Cost Method) (AAL)	Unfunded Actuarial Accrued Liability (UAAL)	Funding Ratio	Covered Payroll	UAAL as a Percentage of Covered Payroll
3/1/2007	\$ 104,389	\$ 19,923,941	\$ 19,819,552	0.52%	\$ 59,365,956	33.39%
9/1/2009	1,164,628	31,394,983	30,230,355	3.71%	62,401,719	48.44%

Note: In May 2006, the District established an irrevocable trust for investment and disbursement of funds for the payment of its obligation to eligible employees. At June 30, 2010, the balance in the trust was \$998,400 from District contributions net of trust activities. In addition, the District does maintain a retiree benefits fund to designate resources for retiree health care costs. At June 30, 2010, the fund's designated balance was \$10,333,831.

Fiscal year 2007-08 was the year of implementation of GASB Statement No. 43 for the District's postemployment benefit plan reported as an agency fund in the financial statements with subsequent implementation of GASB Statement No. 45 in fiscal year 2008-09. The District elected to implement prospectively, therefore, only two years of comparative actuarial data is available. In future years, three year actuarial trend information will be presented.

See the accompanying notes to the required supplementary information.

**LONG BEACH COMMUNITY COLLEGE DISTRICT**

**SCHEDULE OF EMPLOYER CONTRIBUTIONS**

**For the Fiscal Year Ended June 30, 2010**

<b><u>Year Ended June 30,</u></b>	<b><u>Annual Required Contribution</u></b>	<b><u>Percentage Contributed</u></b>
2008	\$ 0	N/A
2009	2,303,765	94.8%
2010	3,460,567	62.5%

See the accompanying notes to the required supplementary information.

LONG BEACH COMMUNITY COLLEGE DISTRICT

NOTES TO REQUIRED SUPPLEMENTARY INFORMATION  
For the Fiscal Year Ended June 30, 2010

**NOTE 1 - PURPOSE OF SCHEDULES:**

**A. Schedule of Postemployment Healthcare Benefits Funding Progress**

This schedule is prepared in accordance with Statement No. 45 of the Governmental Accounting Standards Board, *Accounting and Financial Reporting by Employers for Postemployment Benefits Other Than Pensions*. The schedule is intended to show trends about the funding progress of the District's actuarially determined liability for postemployment benefits other than pensions.

**B. Schedule of Employer Contributions**

This schedule is prepared in accordance with Statement No. 43 of the Governmental Accounting Standards Board, *Financial Reporting for Postemployment Benefit Plans Other Than Pension Plans*. The schedule is intended to show trends about the percentage of the annual required contributions made to the plan.

**SUPPLEMENTARY INFORMATION**

# LONG BEACH COMMUNITY COLLEGE DISTRICT

## HISTORY AND ORGANIZATION

June 30, 2010

Long Beach Community College District is a comprehensive California college located in the southern part of Los Angeles County covering an urban area of approximately 128 square miles, serving approximately 28,000 students at two distinct but highly inter-related campuses, the Liberal Arts Campus and the Pacific Coast Campus, and at numerous satellite locations. To serve its community, Long Beach Community College District offers a comprehensive set of education programs and support services in response to student and community needs and plays a key role in transfer preparation, workforce development, basic skills, associate degrees, economic development, and lifelong learning.

### BOARD OF TRUSTEES

<u>Members</u>	<u>Office</u>	<u>Term Expires</u>
Dr. Thomas J. Clark	President	April 2014
Mr. Roberto Uranga	Vice President	April 2012
Mr. Mark J. Bowen	Member	April 2014
Mr. Jeffrey A. Kellogg	Member	April 2014
Mr. Douglas W. Otto	Member	April 2012
Ms. Kristina Alvarez	Student Trustee	May 2011

### ADMINISTRATION

Mr. Eloy O. Oakley	President and District Superintendent
Ms. Ann-Marie Gabel	Vice President, Administrative Services
Mr. Don Berz	Executive Vice President, Academic Affairs
Dr. Don Low	Interim Vice President, Student Support Services
Ms. Lou Anne Bynum	Vice President, Economic and Resource Development
Ms. Rose Del Gaudio	Vice President, Human Resources



LONG BEACH COMMUNITY COLLEGE DISTRICT  
SCHEDULE OF EXPENDITURES OF FEDERAL AWARDS  
For the Fiscal Year Ended June 30, 2010

Program Name	Federal Catalog Number	Pass-Through Entity Identifying Number	Total Program Expenditures
<b>Federal Categorical Aid Programs:</b>			
<b>Workforce Investment Act (WIA) Cluster</b>			
Department of Labor			
Pass-Through Program from California Community College Chancellor's Office:			
Workforce Investment Act, Nursing Initiative Chancellor's Office	17.258	(1)	\$ 219,715
Pass-Through Program from Employment Development Department:			
American Recovery and Reinvestment Act, Workforce Investment Act, Green Building and Clean Energy	17.258	(1)	93,441
American Recovery and Reinvestment Act: Radio Frequency Identification (RFID) Training Grant	17.000	(1)	<u>5,006</u>
Total Workforce Investment Act Cluster			<u>318,162</u>
<b>Student Financial Aid Cluster</b>			
Department of Education			
Direct:			
Supplemental Educational Opportunities Grant (SEOG)	84.007	n/a	563,500
Administrative Allowance - Campus Based Programs	84.000	n/a	84,390
Federal Work Study	84.033	n/a	659,096
American Recovery and Reinvestment Act: Federal Work Study	84.033	n/a	119,512
Administrative Allowance - Pell	84.063	n/a	55,810
Pell	84.063	n/a	40,003,159
William D. Ford Direct Loan Program	84.268	n/a	6,894,390
Academic Competitiveness Grant	84.375	n/a	<u>235,117</u>
Total Student Financial Aid Cluster			<u>48,614,974</u>
<b>TRIO Cluster</b>			
Department of Education			
Direct:			
Student Support Services-Project Launch	84.042A	n/a	312,919
Student Support Services-Disabled	84.042A	n/a	271,850
Upward Bound	84.047A	n/a	<u>542,301</u>
Total TRIO Cluster			<u>1,127,070</u>
<b>Temporary Assistance for Needy Families Cluster</b>			
Department of Health and Human Services			
Pass-Through Program from California Community College Chancellor's Office:			
Temporary Assistance for Needy Families (TANF)	93.558	(1)	177,409
American Recovery and Reinvestment Act: Work Study & Job Development (TANF)	93.714	(1)	<u>369,728</u>
Total Temporary Assistance for Needy Families Cluster			<u>547,137</u>
<b>Department of Agriculture</b>			
Direct:			
Child Nutrition Program	10.558	n/a	<u>56,353</u>
<b>Small Business Development Center</b>			
Direct:			
Small Business Development Center (SBDC)	59.037	n/a	<u>2,554,103</u>

See the accompanying notes to the supplementary information.

LONG BEACH COMMUNITY COLLEGE DISTRICT  
 SCHEDULE OF EXPENDITURES OF FEDERAL AWARDS  
 For the Fiscal Year Ended June 30, 2010

Program Name	Federal Catalog Number	Pass-Through Entity Identifying Number	Total Program Expenditures
<b>Department of Veterans Affairs</b>			
Direct:			
Post 9/11 Veteran Education Assistant - GI Bill Chapter 33	64 028	n/a	186,687
<b>Department of Energy</b>			
Pass-Through Program from Employment Development Department:			
American Recovery and Reinvestment Act: Green Building and Clean Energy	81.041	(1)	567,192
<b>Department of Education</b>			
Direct:			
Title V: Support and Knowledge Improves Latino Learning Success (SKILLS)	84.031S	n/a	810,246
Title V: Strengthening Student Success and Transfer Through a Cooperative Partnership	84.031S	n/a	149,060
Veteran's Education	84.065	n/a	3,692
Subtotal Direct Programs			962,998
Pass-Through Program from California Community College Chancellor's Office:			
Career Technical Education:			
Perkins Title I-C	84.048	(1)	1,233,525
Tech Prep Education	84.243	(1)	70,626
American Recovery and Reinvestment Act: State Fiscal Stabilization Fund	84.394	(1)	517,662
Subtotal Pass-Through Program from California Community College Chancellor's Office			1,821,813
Total Department of Education			2,784,811
<b>Department of Health and Human Services</b>			
Pass-Through Program from California Community College Chancellor's Office:			
Foster Care - Title IV - E	93.658	(1)	87,246
<b>Corporation for National and Community Service (CNCS)</b>			
Direct:			
AmeriCorps National Service Awards	94.006	n/a	131,900
Total Federal Grants			<u>\$ 56,975,635</u>
<b>Student Financial Aid Loan Programs:</b>			
<u>Loans Outstanding</u>			
Long Beach Community College District had the following loan balance outstanding as of 6/30/10:			
Perkins Program	84.038	n/a	2,024,849

Note: (1) Pass-through entity identifying number not readily available.

See the accompanying notes to the supplementary information.

LONG BEACH COMMUNITY COLLEGE DISTRICT

SCHEDULE OF STATE FINANCIAL ASSISTANCE - GRANTS  
For the Fiscal Year Ended June 30, 2010

Program Name	Cash Received	Accounts Receivable	Deferred Revenue	Total	Program Expenditures
State Categorical Aid Programs:					
Basic Skills	\$ 1,347,586	\$	\$ 779,036	\$ 568,550	\$ 568,550
Block Grant - Instructional Equipment	420,945		149,392	271,553	271,553
Board of Governors Financial Assistant Program (BFAP)	882,507		7,970	874,537	874,537
CalWORKS	585,899			585,899	585,899
Cooperative Agencies Resources for Education (CARE)	27,662		2,617	25,045	25,045
Disabled Student Program and Services (DSPS)	926,189			926,189	926,189
Extended Opportunities Program and Services (EOPS)	887,934		86,585	801,349	801,349
Matriculation - Credit	710,575			710,575	710,575
Matriculation - Non-Credit	114,995			114,995	114,995
Nursing Faculty Retention Program	442,743	4,742	117,623	329,862	329,862
Staff Development	3,798			3,798	3,798
Staff Diversity	44,931		33,971	10,960	10,960
Telecommunications and Technology Infrastructure Program (TTIP):					
TTIP - Library Automation	29,309			29,309	29,309
Total State Programs	\$ 6,425,073	\$ 4,742	\$ 1,177,194	\$ 5,252,621	\$ 5,252,621

See the accompanying notes to the supplementary information.

LONG BEACH COMMUNITY COLLEGE DISTRICT

SCHEDULE OF WORKLOAD MEASURES FOR STATE GENERAL APPORTIONMENT  
 ANNUAL (ACTUAL) ATTENDANCE  
 For the Fiscal Year Ended June 30, 2010

	Annual - Factored		
	Reported Data	Audit Adjustments	Revised Data
<b>A. Summer Intersession (Summer 2009 only)</b>			
1. Noncredit <sup>1</sup>	179.16		179.16
2. Credit	1,121.13		1,121.13
<b>B. Summer Intersession (Summer 2010 - Prior to July 1, 2010)</b>			
1. Noncredit <sup>1</sup>			-
2. Credit			-
<b>C. Primary Terms (Exclusive of Summer Intersession)</b>			
1. Census Procedure Courses			
(a) Weekly Census Contact Hours	15,403.66		15,403.66
(b) Daily Census Contact Hours	3,561.04		3,561.04
2. Actual Hours of Attendance Procedure Courses			
(a) Noncredit <sup>1</sup>	458.98		458.98
(b) Credit	356.73		356.73
3. Independent Study/Work Experience			
(a) Weekly Census Contact Hours	59.87		59.87
(b) Daily Census Contact Hours	21.74		21.74
(c) Noncredit Independent Study/Distance Education Courses	N/A		N/A
<b>D. Total FTES</b>	<u>21,162.31</u>	<u>-</u>	<u>21,162.31</u>
<b>Supplemental Information (subset of above information)</b>			
E. In-Service Training Courses (FTES)	317.62		
H. Basic Skills courses and Immigrant Education			
(a) Noncredit <sup>1</sup>	431.33		
(b) Credit	1,301.45		
<b>CCFS 320 Addendum</b>			
CDCP Noncredit FTES	301.11		
<b>Centers FTES</b>			
Noncredit	342.06		
Credit	4,336.66		

<sup>1</sup> Including Career Development and College Preparation (CDCP) FTES  
 N/A - Workload Measure is not applicable

See the accompanying notes to the supplementary information.

**LONG BEACH COMMUNITY COLLEGE DISTRICT**  
**RECONCILIATION OF ANNUAL FINANCIAL AND BUDGET REPORT**  
**WITH AUDITED FUND BALANCES**  
**For the Fiscal Year Ended June 30, 2010**

The audit resulted in one correction to the fund balances reported on the June 30, 2010 Annual Financial and Budget Report (CCFS-311) based upon governmental accounting principles. An accrual for bond anticipation note premiums was reflected on line 9560 of the Revenue Bond Construction Fund balance sheet, resulting in an understatement of the ending fund equity reported.

The financial data for the activity of the Auxiliary is a component part of these financial statements that are not reported in the District's CCFS-311 series.

Additional entries were made to comply with the GASB 34/35 reporting requirements. These entries are not considered audit adjustments for purposes of this reconciliation.

See the accompanying notes to the supplementary information.

LONG BEACH COMMUNITY COLLEGE DISTRICT  
SCHEDULE OF FINANCIAL TRENDS AND ANALYSIS  
For the Fiscal Year Ended June 30,

	<u>(Budget) 2011 (3)</u>		<u>2010</u>		<u>2009</u>		<u>2008</u>	
	<u>Amount</u>	<u>%</u>	<u>Amount</u>	<u>%</u>	<u>Amount</u>	<u>%</u>	<u>Amount</u>	<u>%</u>
<b>COMBINED GENERAL FUND:</b>								
<b>Revenue</b>								
Federal	\$ 6,587,938	5.1	\$ 9,037,366	7.0	\$ 7,939,798	5.7	\$ 7,337,301	5.5
State	91,671,189	71.6	92,971,989	71.5	102,253,100	75.2	104,336,861	77.8
County and Local	21,621,593	16.9	24,111,619	18.6	22,621,439	16.6	20,533,065	15.3
Other Financing Sources	2,593,749	2.0	2,663,185	2.0	3,309,141	2.4	3,521,215	2.6
Total Revenue	<u>122,474,469</u>	<u>95.6</u>	<u>128,784,159</u>	<u>99.1</u>	<u>136,123,478</u>	<u>100.0</u>	<u>135,728,442</u>	<u>101.3</u>
<b>Expenditures</b>								
Academic Salaries	47,511,111	37.3	48,671,110	37.5	52,657,102	38.7	50,693,690	37.8
Classified Salaries	30,693,916	24.0	33,132,046	25.5	33,413,549	24.6	32,045,774	23.9
Employee Benefits	28,001,049	21.9	27,500,874	21.2	26,653,730	19.6	25,845,628	19.3
Supplies and Materials	1,847,606	1.4	2,057,120	1.6	2,422,609	1.8	2,496,110	1.9
Other Operating Expenses and Services	14,654,574	11.4	12,193,956	9.4	13,575,969	10.0	12,956,039	9.7
Capital Outlay	1,452,019	1.1	2,026,796	1.6	3,012,878	2.2	5,043,732	3.8
Other Uses	3,875,162	3.0	4,369,256	3.4	4,284,871	3.1	4,953,482	3.7
Total Expenditures	<u>128,035,437</u>	<u>100.0</u>	<u>129,951,158</u>	<u>100.0</u>	<u>136,020,708</u>	<u>100.0</u>	<u>134,034,455</u>	<u>100.0</u>
Change in Fund Balance	<u>\$ (5,560,968)</u>	<u>(4.3)</u>	<u>\$ (1,166,999)</u>	<u>(0.9)</u>	<u>\$ 102,770</u>	<u>0.1</u>	<u>\$ 1,693,987</u>	<u>1.3</u>
Ending Fund Balance	<u>\$ 11,274,902</u>	<u>8.8</u>	<u>\$ 16,835,870</u>	<u>13.0</u>	<u>\$ 18,002,869</u>	<u>13.2</u>	<u>\$ 17,900,099</u>	<u>13.4</u>
Available Reserve Balance (1)	<u>\$ 5,489,358</u>	<u>4.3</u>	<u>\$ 10,356,204</u>	<u>8.0</u>	<u>\$ 13,446,897</u>	<u>9.9</u>	<u>\$ 10,074,971</u>	<u>7.5</u>
Full-time Equivalent Students (2)	<u>20,457</u>		<u>21,162</u>		<u>21,499</u>		<u>21,529</u>	
Total Long-Term Debt	<u>\$ 398,674,765</u>		<u>\$ 406,781,012</u>		<u>\$ 232,422,011</u>		<u>\$ 235,354,014</u>	

**IMPORTANT NOTES:**

(1) Available reserve balance is the amount designated for general reserve and any other remaining undesignated amounts in the unrestricted General Fund. The California Community College Chancellor's Office has provided guidelines that recommend an ending fund balance of 3% of unrestricted expenditures as a minimum, with a prudent ending fund balance being 5% of expenditures.

The Available Reserve Balance of \$5,489,358 for 2011 represents 5% of the Unrestricted General Fund expenditures of \$109,787,155.

(2) Full-time equivalent students (FTES) represent credit and non-credit factored FTES and excludes FTES generated by non-residents.

(3) The 2011 budget is the original budget adopted by the Board of Trustees on September 28, 2010.

All percentages are of total expenditures.

See the accompanying notes to the supplementary information.

LONG BEACH COMMUNITY COLLEGE DISTRICT

SCHEDULE OF BUDGETARY COMPARISON FOR THE GENERAL FUND  
For the Fiscal Year Ended June 30, 2010

	General Fund (Combined)		
	Revised Budget	Actual	Variance Favorable (Unfavorable)
<b>REVENUES</b>			
<b>Revenue from Federal Sources</b>			
Higher Education Act	\$ 933,212	\$ 959,305	\$ 26,093
Temporary Assistance for Needy Families (TANF)	421,206	547,137	125,931
Veterans Education	96,317	190,379	94,062
Vocational and Technical Education Act	2,458,143	1,304,151	(1,153,992)
American Recovery and Reinvestment Act: State Fiscal Stabilization Fund	517,662	517,662	-
Other Federal Revenue	6,701,901	5,518,732	(1,183,169)
<b>Revenue from State Sources</b>			
General Apportionments	82,362,942	82,672,696	309,754
Categorical Apportionments	10,005,514	7,588,243	(2,417,271)
Other State Revenues	2,793,149	2,711,050	(82,099)
<b>Revenue from Local Sources</b>			
Property Taxes	10,279,541	11,626,556	1,347,015
Interest and Investment Income	200,000	220,955	20,955
Student Fees and Charges	9,040,504	8,757,452	(283,052)
Other Local Revenue	5,324,151	3,506,656	(1,817,495)
<b>TOTAL REVENUES</b>	<u>131,134,242</u>	<u>126,120,974</u>	<u>(5,013,268)</u>
<b>EXPENDITURES</b>			
Academic Salaries	50,022,454	48,671,110	1,351,344
Classified Salaries	34,071,973	33,132,046	939,927
Employee Benefits	27,901,700	27,500,874	400,826
Supplies and Materials	2,802,431	2,057,120	745,311
Other Operating Expenses & Services	18,010,302	12,193,956	5,816,346
Capital Outlay	2,493,009	2,026,796	466,213
<b>TOTAL EXPENDITURES</b>	<u>135,301,869</u>	<u>125,581,902</u>	<u>9,719,967</u>
Excess (deficiencies) of revenues over expenditures	<u>(4,167,627)</u>	<u>539,072</u>	<u>4,706,699</u>
<b>OTHER FINANCING SOURCES (USES)</b>			
Interfund Transfers In	638,357	2,663,185	2,024,828
Interfund Transfers Out	(4,182,278)	(3,963,416)	218,862
Student Financial Aid	<u>(287,009)</u>	<u>(405,840)</u>	<u>(118,831)</u>
<b>TOTAL OTHER FINANCING SOURCES (USES)</b>	<u>(3,830,930)</u>	<u>(1,706,071)</u>	<u>2,124,859</u>
Excess (deficiencies) of revenues over expenditures and other sources (uses)	<u>\$ (7,998,557)</u>	<u>(1,166,999)</u>	<u>\$ 6,831,558</u>
Fund Balances, beginning of year		<u>18,002,869</u>	
Fund Balance, end of year		<u>\$ 16,835,870</u>	

See the accompanying notes to the supplementary information.

**LONG BEACH COMMUNITY COLLEGE DISTRICT**

**NOTES TO SUPPLEMENTARY INFORMATION**

**For the Fiscal Year Ended June 30, 2010**

**NOTE 1 - PURPOSE OF SCHEDULES:**

**A. Schedules of Expenditures of Federal Awards and State Financial Assistance**

The audit of the Long Beach Community College District for the year ended June 30, 2010 was conducted in accordance with OMB Circular A-133, which requires a disclosure of the financial activities of all federally funded programs. To comply with A-133 and state requirements, the Schedules of Expenditures of Federal Awards and State Financial Assistance were prepared for the Long Beach Community College District on the accrual basis of accounting.

**Subrecipients**

Of the Federal expenditures presented in the Schedule of Federal Awards, the District provided Federal awards to subrecipients as follows:

Federal Grantor/Pass-Through Grantor/Program	CFDA Number	Amount Provided to Subrecipients
<b>Small Business Development Center</b>		
Small Business Development Center (SBDC)	59.037	
- Santa Clarita Community College District		\$ 320,000
- El Camino Community College District		300,000
- Santa Monica Community College District		300,000
- Pacific Coast Regional		225,000
		<u>\$ 1,145,000</u>

**B. Schedule of Workload Measures for State General Apportionment**

The Schedule of Workload Measures for State General Apportionment represents the basis of apportionment of the Long Beach Community College District's annual source of funding.

**C. Reconciliation of Annual Financial and Budget Report with Audited Fund Balances**

This schedule reports any audit adjustments made to the fund balances of applicable funds as reported on the Form CCFS-311.



**LONG BEACH COMMUNITY COLLEGE DISTRICT**

**NOTES TO SUPPLEMENTARY INFORMATION  
For the Fiscal Year Ended June 30, 2010**

**NOTE 1 - PURPOSE OF SCHEDULES: (continued)**

**D. Schedule of Financial Trends and Analysis**

The report is prepared to show financial trends of the General Fund over the past three fiscal years as well as the current year budget. This report is intended to identify if the District faces potential fiscal problems and if they have met the recommended available reserve percentages.

**E. Schedule of Budgetary Comparison for the General Fund**

Continuing disclosure for the general obligation bond requires a budgetary comparison be presented for the General Fund. This schedule presents the adopted General Fund budget as of the fiscal year end, actual amounts at fiscal year end and the variance between the adopted budget and actual amounts.

**OTHER INDEPENDENT AUDITORS' REPORTS**



**REPORT ON INTERNAL CONTROL OVER FINANCIAL  
REPORTING AND ON COMPLIANCE AND OTHER  
MATTERS BASED ON AN AUDIT OF FINANCIAL  
STATEMENTS PERFORMED IN ACCORDANCE  
WITH *GOVERNMENT AUDITING STANDARDS***

The Board of Trustees  
Long Beach Community College District  
4901 E. Carson Street  
Long Beach, CA 90808

We have audited the basic financial statements of Long Beach Community College District (the District) as of and for the year ended June 30, 2010, and have issued our report thereon dated December 2, 2010. We conducted our audit in accordance with auditing standards generally accepted in the United States of America and the standards applicable to financial audits contained in *Government Auditing Standards*, issued by the Comptroller General of the United States.

Internal Control Over Financial Reporting

In planning and performing our audit, we considered Long Beach Community College District's internal control over financial reporting as a basis for designing our auditing procedures for the purpose of expressing our opinion on the financial statements, but not for the purpose of expressing an opinion on the effectiveness of the District's internal control over financial reporting. Accordingly, we do not express an opinion on the effectiveness of the District's internal control over financial reporting.

A deficiency in internal control exists when the design or operation of a control does not allow management or employees, in the normal course of performing their assigned functions, to prevent or detect and correct misstatements on a timely basis. A material weakness is a deficiency or a combination of deficiencies in internal control such that there is a reasonable possibility that a material misstatement of the financial statements will not be prevented or detected and corrected on a timely basis.

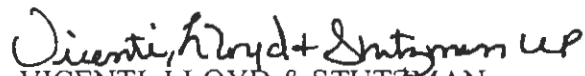
Our consideration of internal control over financial reporting was for the limited purpose described in the first paragraph of this section and was not designed to identify all deficiencies in internal control over financial reporting that might be deficiencies, significant deficiencies or material weaknesses. We did not identify any deficiencies in internal control over financial reporting that we consider to be material weaknesses, as defined above.

**REPORT ON INTERNAL CONTROL OVER FINANCIAL  
REPORTING AND ON COMPLIANCE AND OTHER  
MATTERS BASED ON AN AUDIT OF FINANCIAL  
STATEMENTS PERFORMED IN ACCORDANCE  
WITH *GOVERNMENT AUDITING STANDARDS***

Compliance and Other Matters

As part of obtaining reasonable assurance about whether Long Beach Community College District's financial statements are free of material misstatement, we performed tests of its compliance with certain provisions of laws, regulations, contracts and grant agreements, noncompliance with which could have a direct and material effect on the determination of financial statement amounts. However, providing an opinion on compliance with those provisions was not an objective of our audit and, accordingly, we do not express such an opinion. The results of our tests disclosed no instances of non-compliance or other matters that are required to be reported under *Government Auditing Standards*.

This report is intended solely for the information and use of management, the audit committee, the Board, the California Department of Finance, the State Chancellor's Office and federal awarding agencies and pass-through entities and is not intended to be and should not be used by anyone other than these specified parties.

  
VICENTI, LLOYD & STUTZMAN LLP

December 2, 2010



INDEPENDENT AUDITOR'S REPORT ON  
COMPLIANCE WITH REQUIREMENTS  
APPLICABLE TO EACH MAJOR PROGRAM AND ON  
INTERNAL CONTROL OVER COMPLIANCE IN  
ACCORDANCE WITH OMB CIRCULAR A-133

The Board of Trustees  
Long Beach Community College District  
4901 E. Carson Street  
Long Beach, CA 90808

Compliance

We have audited the compliance of Long Beach Community College District (the District) with the types of compliance requirements described in the U.S. Office of Management and Budget (OMB) Circular A-133 *Compliance Supplement* that are applicable to each of its major federal programs for the year ended June 30, 2010. The District's major federal programs are identified in the summary of auditor's results section of the accompanying schedule of findings and questioned costs. Compliance with the requirements of laws, regulations, contracts and grants applicable to each of its major federal programs is the responsibility of the District's management. Our responsibility is to express an opinion on the District's compliance based on our audit.

We conducted our audit of compliance in accordance with auditing standards generally accepted in the United States of America; the standards applicable to financial audits contained in *Government Auditing Standards*, issued by the Comptroller General of the United States; and OMB Circular A-133, *Audits of States, Local Governments, and Non-Profit Organizations*. Those standards and OMB Circular A-133 require that we plan and perform the audit to obtain reasonable assurance about whether noncompliance with the types of compliance requirements referred to above that could have a direct and material effect on a major federal program occurred. An audit includes examining, on a test basis, evidence about the District's compliance with those requirements and performing such other procedures as we considered necessary in the circumstances. We believe that our audit provides a reasonable basis for our opinion. Our audit does not provide a legal determination of the District's compliance with those requirements.

In our opinion, the District complied, in all material respects, with the requirements referred to above that are applicable to each of its major federal programs for the year ended June 30, 2010.

**INDEPENDENT AUDITOR'S REPORT ON  
COMPLIANCE WITH REQUIREMENTS  
APPLICABLE TO EACH MAJOR PROGRAM AND ON  
INTERNAL CONTROL OVER COMPLIANCE IN  
ACCORDANCE WITH OMB CIRCULAR A-133**

Internal Control Over Compliance

The management of the District is responsible for establishing and maintaining effective internal control over compliance with requirements of laws, regulations, contracts and grants applicable to federal programs. In planning and performing our audit, we considered the District's internal control over compliance with requirements that could have a direct and material effect on a major federal program in order to determine our auditing procedures for the purpose of expressing our opinion on compliance, and to test and report on internal control over compliance in accordance with OMB Circular A-133, but not for the purpose of expressing an opinion on the effectiveness of internal control over compliance. Accordingly, we do not express an opinion on the effectiveness of the District's internal control over compliance.

A deficiency in internal control over compliance exists when the design or operation of a control over compliance does not allow management or employees, in the normal course of performing their assigned functions, to prevent or detect and correct noncompliance with a type of compliance requirement of a federal program on a timely basis. A material weakness in internal control over compliance is a deficiency, or combination of deficiencies in internal control over compliance such that there is a reasonable possibility, that material noncompliance with a type of compliance requirement of a federal program will not be prevented or detected and corrected on a timely basis.

Our consideration of internal control over compliance was for the limited purpose described in the first paragraph of this section and was not designed to identify all deficiencies in internal control over compliance that might be deficiencies, significant deficiencies or material weaknesses. We did not identify any deficiencies in internal control over compliance that we consider to be material weaknesses, as defined above.

This report is intended solely for the information and use of management, the audit committee, the Board, the California Department of Finance, the State Chancellor's Office and federal awarding agencies and pass-through entities and is not intended to be and should not be used by anyone other than these specified parties.

  
VICENTI, LLOYD & STUTZMAN LLP

December 2, 2010

## REPORT ON STATE COMPLIANCE

The Board of Trustees  
Long Beach Community College District  
4901 E. Carson Street  
Long Beach, CA 90808

We have audited the basic financial statements of Long Beach Community College District, as of and for the year ended June 30, 2010, and have issued our report thereon dated December 2, 2010.

Our audit was made in accordance with auditing standards generally accepted in the United States of America, and the standards for financial and compliance audits contained in *Government Auditing Standards*, issued by the Comptroller General of the United States. An audit includes examining, on a test basis, evidence about the District's compliance with those requirements and performing such other procedures as we considered necessary in the circumstances. We believe that our audit provides a reasonable basis for our opinion. Our audit does not provide a legal determination of the District's compliance with those requirements.

In connection with our audit referred to above, we selected and tested transactions and records to determine the District's compliance with the following state laws and regulations in accordance with the Chancellor's Office's California Community Colleges Contracted District Audit Manual (CDAM). Management is responsible for the District's compliance with those requirements. Our responsibility is to express an opinion on the District's compliance based on our examination:

- Whether the District's salaries of classroom instructors equal or exceed 50 percent of the District's current expense of education in accordance with Section 84362 of the Education Code.
- Whether the District has the appropriate documentation to support the FTES, if any, that are claimed for instructional service agreements/contracts.
- Whether the District has the ability to support timely accurate and complete information for workload measures used in the calculation of State General Apportionment.
- Whether the District has acted to ensure that the residency of each student is properly classified and that only the attendance of California residents is claimed for apportionment purposes.

## REPORT ON STATE COMPLIANCE

- Whether the District claimed for apportionment purposes only the attendance of students actively enrolled in a course section as of the census date.
- Whether District has complied with all requirements necessary to claim FTES for the attendance of concurrently enrolled K-12 pupils.
- For programs not impacted by the provisions of Education Code Section 84043, whether the District had local funds to support at least 75 percent of the credit matriculation activities and that all matriculation expenditures are consistent with the District's State approved matriculation plan.
- For programs impacted by the provisions of Education Code Section 84043, whether the District held a regularly scheduled public hearing before funds were redirected and whether the funds were redirected among designated programs.
- Whether the Gann Limit Calculation was properly calculated and supported by adequate documentation.
- Whether the District is reporting the total amount that students should have paid for enrollment fees for the purpose of determining the District's share of annual apportionment.
- Whether the District expended CalWORKS program State and TANF funds to provide specialized student support services, curriculum development, or instruction to eligible CalWORKS students.
- Whether the District spent an amount equal to or greater than the amount provided by the State for scheduled maintenance and special repairs. Funds provided by the State must be to supplement, not supplant, District scheduled maintenance funds. The amount expended for plant maintenance and operations during the base year of 1995-96 was \$3,857,806.
- Whether all District courses that qualify for State apportionment are open to enrollment by the general public unless specifically exempted by statute.
- Whether the District has adopted policies or regulations regarding the authority of the District to require students to provide various types of instructional materials and whether the District has advised students of the exemptions from payment of health fees and established a process to ensure that students may claim the exemptions.

In our opinion, Long Beach Community College District complied with the compliance requirements for the state programs listed on the previous pages and tested. Nothing came to our attention as a result of the aforementioned procedures to indicate that Long Beach Community College District had not complied with the terms and conditions of state assisted educational programs not selected for testing.



## REPORT ON STATE COMPLIANCE

Our examination of compliance made for the purposes set forth in the preceding paragraph of this report would not necessarily disclose all instances of noncompliance.

This report is intended solely for the information and use of management, the audit committee, the Board, the California Department of Finance, the State Chancellor's Office and federal awarding agencies and pass-through entities and is not intended to be and should not be used by anyone other than these specified parties.

*Vicenti, Lloyd & Stutzman LLP*  
VICENTI, LLOYD & STUTZMAN LLP

December 2, 2010

## **FINDINGS AND QUESTIONED COSTS**

**LONG BEACH COMMUNITY COLLEGE DISTRICT**  
**SCHEDULE OF FINDINGS AND QUESTIONED COSTS**  
**SUMMARY OF AUDITOR RESULTS**  
**June 30, 2010**

*Financial Statements*

Type of auditor's report issued: Unqualified

Internal control over financial reporting:

Material weakness(es) identified?        Yes   X   No

Significant deficiencies identified not considered to be material weaknesses?        Yes   X   None reported

Noncompliance material to financial statements noted?        Yes   X   No

*Federal Awards*

Internal control over major programs:

Material weakness(es) identified?        Yes   X   No

Significant deficiencies identified not considered to be material weaknesses?        Yes   X   None reported

Type of auditor's report issued on compliance for major programs: Unqualified

Any audit findings disclosed that are required to be Reported in accordance with Circular A-133, Section .510(a)        Yes   X   No

*Identification of major programs tested:*

<u>CFDA Number(s)</u>	<u>Name of Federal Program or Cluster</u>
84.000, 84.007, 84.033, 84.038 84.063, 84.268 and 84.375	Student Financial Assistance Cluster
84.042A, 84.047A	TRIO Cluster
93.558, 93.714	Temporary Assistance for Needy Families Cluster
59.037	Small Business Development Center
81.041, 17.258	American Recovery and Reinvestment Act: Green Building and Clean Energy
84.394	American Recovery and Reinvestment Act: State Fiscal Stabilization Fund

Dollar threshold used to distinguish between Type A and Type B programs: \$ 300,000

Auditee qualified as low-risk auditee?   X   Yes        No

**LONG BEACH COMMUNITY COLLEGE DISTRICT**  
**SCHEDULE OF FINDINGS AND QUESTIONED COSTS**  
**RELATED TO FINANCIAL STATEMENTS**  
**June 30, 2010**

There were no findings and questioned costs related to financial statements for the fiscal year ended June 30, 2010.

**LONG BEACH COMMUNITY COLLEGE DISTRICT**  
**SCHEDULE OF FINDINGS AND QUESTIONED COSTS**  
**RELATED TO FEDERAL AWARDS**  
**June 30, 2010**

There were no findings and questioned costs related to federal awards for the fiscal year ended June 30, 2010.

**LONG BEACH COMMUNITY COLLEGE DISTRICT**  
**STATUS OF PRIOR YEAR FINDINGS AND QUESTIONED COSTS**  
**June 30, 2010**

There were no prior year findings and questioned costs related to financial statements for the fiscal year ended June 30, 2009.

**CONTINUING DISCLOSURE INFORMATION**

**LONG BEACH COMMUNITY COLLEGE DISTRICT**  
**CONTINUING DISCLOSURE INFORMATION (UNAUDITED)**  
**June 30, 2010**

Assessed valuation for fiscal year 2009-10	\$47,335,702,211	(2)
Secured tax levies for fiscal year 2009-10	\$ 11,177,588	(1)
Secured tax delinquencies for fiscal year 2009-10	\$ 1,017,631	(1)
Secured tax collections for fiscal year 2009-10	\$ 10,159,956	(1)

**2009-10 Largest Local Secured Taxpayers**

	<u>Property Owner</u>	<u>Primary Land Use</u>	<u>2009-10 Assessed Valuation</u>	<u>% of Total</u>
1.	McDonnell Douglas Corp.	Industrial	\$ 404,056,818	0.85%
2.	Macerich Lakewood LLC	Shopping Center	283,627,006	0.60
3.	AES Alamos LLC	Power Plant	226,400,000	0.48
4.	Legacy Partners II LB World Trade LLC	Office Building	153,840,000	0.32
5.	Camden USA	Apartments	137,021,395	0.29
6.	Trizechahn Colony Square GP LLC	Office Building	114,339,960	0.24
7.	GRE Shoreline Square LP	Office Building	94,604,569	0.20
8.	200 Oceangate LLC	Office Building	94,100,000	0.20
9.	Arco Terminal Services Corp.	Industrial	87,271,047	0.18
10.	Noble Utah Long Beach LLC	Hotel	87,019,056	0.18
11.	Advanced Group 05-86	Apartments	81,808,556	0.17
12.	City Place Long Beach LLC	Shopping Center	67,957,537	0.14
13.	Deutsche Bank national Trust	Residential Properties	67,521,293	0.14
14.	HEI Long Beach LLC	Hotel	62,649,404	0.13
15.	Sunstone Ocean LLC	Hotel	54,524,866	0.12
16.	ASN City Place LLC	Shopping Center	49,636,718	0.10
17.	The Boeing Company	Industrial	48,286,649	0.10
18.	Pacific Terminals LLC	Industrial	48,019,662	0.10
19.	Los Altos Gateway LLC	Shopping Center	48,014,555	0.10
20.	Pacific Castle	Shopping Center	46,923,430	0.10
			<u>\$2,257,622,521</u>	<u>4.77%</u>

2009-10 Local Secured Assessed Valuation: \$47,335,702,211

(1)Information obtained from the Los Angeles County Auditor-Controller's Office

(2)Information obtained from California Municipal Statistics, Inc.