









FACULTY & STAFF EVENING SUPPORT & EMERGENCY PROCEDURES

<p>EMERGENCIES DIAL 9-1-1</p> <p>NON-EMERGENCIES Monday - Thursday 5:30 - 10:00 pm CONTACT ADMINISTRATOR ON DUTY (AOD)</p> <p>AOD LOCATIONS LAC T LOBBY 1ST FLOOR 562-938-5800 TTC AA101L 562-938-3800</p> <p>NON-EMERGENCIES Other Days & Times</p> <p>Police Non-Emergency Dispatch (562) 938-4910 (562) 435-6711</p> <p>The Non-Emergency Dispatch number is a City of Long Beach operated service and begins with a recorded message. Please listen to the entire message before making a selection from the menu.</p>		<p>Medical Emergency</p> <ul style="list-style-type: none"> • Avoid hazards and bodily fluids • Call or text 911 • Do NOT move victim unless necessary • If trained, render First Aid
		<p>Smoke or Fire</p> <ul style="list-style-type: none"> • Activate fire alarm • Close, but do NOT lock doors, take personal belongings • Evacuate and go to designated assembly location • Call or text 911
		<p>Evacuation</p> <ul style="list-style-type: none"> • Move immediately to nearest exit • Close but do NOT lock doors, take personal belongings • Go to designated assembly location • Wait for official "all clear" before reentering
		<p>Shelter In Place</p> <ul style="list-style-type: none"> • Stay inside the building or go indoors • Close windows and doors, tape around frames if necessary • Locate any supplies, food, water, radio, or flashlights, etc. • In the event of a hazardous material release, turn off fans, air conditioning or ventilation systems, if able • Monitor official College emergency notification systems for information for further instructions, or an "all clear" signal
		<p>Earthquake</p> <ul style="list-style-type: none"> • Keep Calm - Do not panic • DROP to the ground (before the earthquake drops you!) • Take COVER by getting under a sturdy desk or table • HOLD on until shaking stops • After shaking, evacuate if necessary • Call or Text 911
		<p>Active Shooter</p> <ul style="list-style-type: none"> • RUN: If safe, get as far away as possible. • HIDE: Turn off lights, close blinds, lock and/or barricade doors, remain quiet • FIGHT: Quietly commit to a plan of action • Call or text 911 when safe to do so • Monitor official College emergency notification systems for information for further instructions, or an "all clear" signal
	 <p>LOCKDOWN</p>	<p>Lock Down</p> <ul style="list-style-type: none"> • Lock and/or barricade classroom and office doors • Close windows and window treatments • Turn out the lights, silence and dim cellphones • Remain silent and do not to go into hallways • Hide out of sight from doors and windows • Monitor official College emergency notification systems for information for further instructions, or an "all clear" signal
<p>SAFETY ESCORT</p> 	<p>Safety Escort</p> <ul style="list-style-type: none"> • Escorts are available to students, faculty, and staff at both LAC & TTC • Monday to Friday, 6pm - 11pm • Call (562) 938-4100 to request escort • Or use the QR Code 	