



LONG BEACH
CITY COLLEGE

Getting Started at LBCC

REQUIRED DOCUMENTS BEFORE STARTING

- Personal Email Address
- U.S. Citizens/Permanent Residents:
 - SSN or Alien Registration#
- Undocumented/Dreamers Students:
 - No required documents



CALIFORNIA COMMUNITY COLLEGES


CCC ID:

Username:

Password:


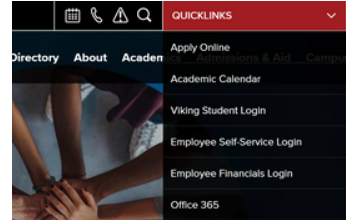
PIN: _____

* FRIENDLY TIP: Take a picture of the screen or type your information in your phones note sections



VISIT LBCC WEBSITE / www.lbcc.edu

- Hover over "QUICKLINKS" located on the top right
- Click on "APPLY ONLINE"
- Click "CREATE AN ACCOUNT," if you've never attended a CA Community College
- **NOTE:** Use your login credentials if you have done dual-enrollment



CREATE AN OPENCCC ACCOUNT

- Click "Begin Creating My Account" if you have a never attended a CA community college
- If you have an account & can't access it, click on "Forgot Password" and complete the necessary steps
- Fill out your personal information to create an account



Create Your OpenCCC Account

OpenCCC allows you to access California Community Colleges secure web applications.

You Must Have an Email Address

The California Community Colleges and OpenCCC will use email to send you important information, account.

Free email accounts are available from many sources:

- Google Gmail
- Yahoo Email
- Microsoft Outlook
- Other Providers


Note: While all of the providers listed above have millions of users and are widely trusted to be reliable, we do not endorse any particular email providers, and will have no liability should any issues arise with a particular provider. All information is kept secure and private as explained in the Privacy Policy. By creating an OpenCCC Account, you agree to our Privacy Policy.

[Begin Creating My Account](#) or [Return to Sign In](#)



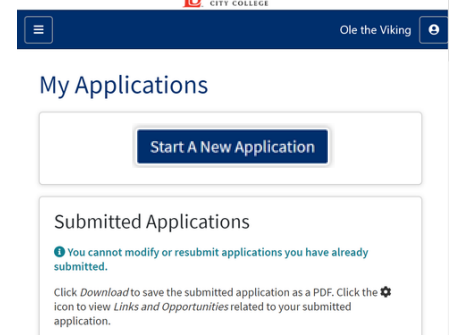
Write down or screenshot your CCCID, username, password & pin.

IMPORTANT: If DACA eligible, **DO NOT** enter your Social Security Number OR Tax Payer Identification Number. Check the box that says you do not have a Social Security #



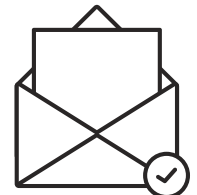
APPLY TO LONG BEACH CITY COLLEGE

- Select on "2022 SUMMER/FALL" term
- Under Education Section; select "First-Time College Student"
 - This includes HS Dual Enrolled Students
- You will be asked to self-report your: **GPA, Highest Level English & Math**
- Application **MUST BE** reviewed before submission



YOU DID IT! YOU ARE NOW A VIKING

- Within 24-72 hours your college acceptance email will be emailed to you with your **LBCC Viking Student ID #**
- Be sure to write down your 7 digit LBCC ID. You will need this to access your Viking Student Portal for orientation



LBCC VIKING STUDENT ID #:

For further assistance, contact our Welcome Center
Email: getstarted@lbcc.edu | Phone: (562)938-4049