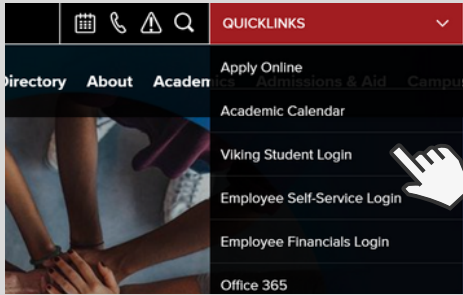


# HOW TO: Complete the Guided Placement Tool

All students are required to complete the online Guided Placement Tool. This is a course placement survey to help counselors know what english, math and reading you place into at the college level.

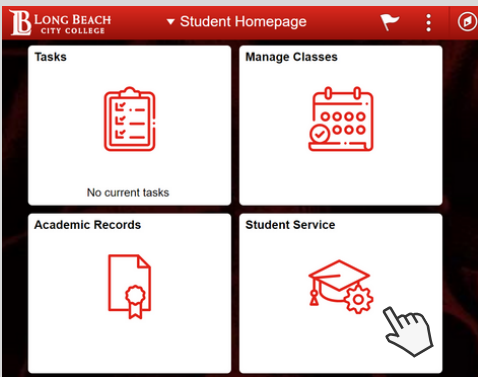
1. Go to [www.lbcc.edu](http://www.lbcc.edu) click on "QUICKLINKS" & select "Viking Student Login."



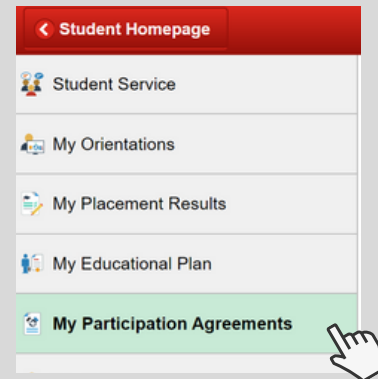
2. Insert LBCC Viking ID# & Password.



3. Click on the "Student Service" box.



4. Click on "My Participation Agreements."



5. Click on "Guided Placement Tool," respond to all the questions.  
*You'll need to know highest level GPA, highest level English & Math grade*

## My Participation Agreements

1 Guided Placement Tool

6. Complete the survey & press **SUBMIT**. Within 24 hrs. you can view your placement results.

