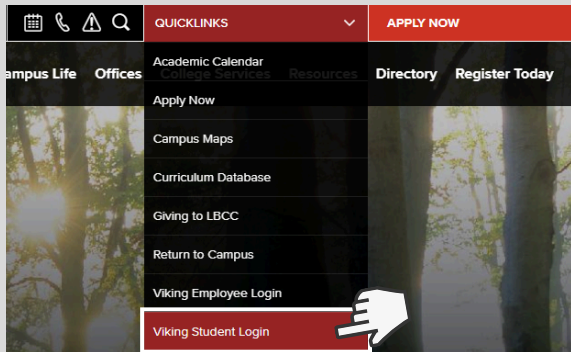


HOW TO: Complete the Guided Placement Tool


Students are required to complete the online Guided Placement Tool. This is a course placement survey to help counselors know what english, math and reading you place into at the college level.

If you submitted your placements on the LBCC application, you will not be assigned the Guided Placement Tool.

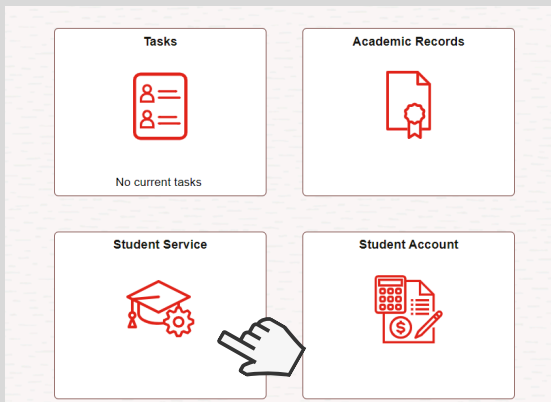
1. Go to www.lbcc.edu click on "Quicklinks," & select "Viking Student Login"



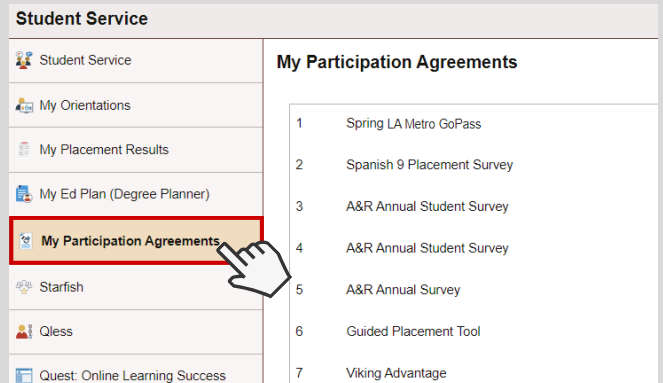
2. Enter LBCC Viking ID# & Password.



3. Click the "Student Service" box.



4. Click "My Participation Agreements"



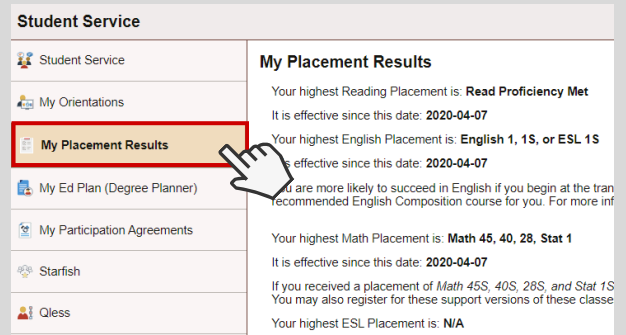
5. Click on "Guided Placement Tool" & respond to all the questions.

My Participation Agreements

1 Guided Placement Tool

You'll need to know your highest level GPA, highest level English & Math grade

6. Once completed, your placement results will be available under "My Placement Results."



For more information about your Placement Results visit www.lbcc.edu/post/understanding-your-placement-results