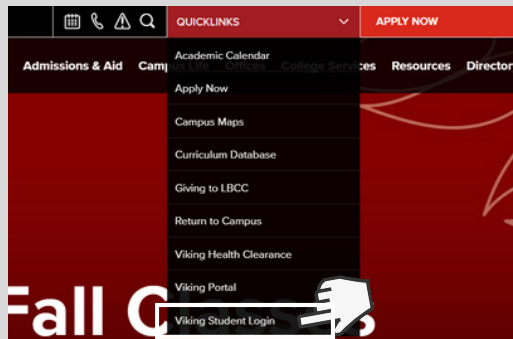



HOW TO: Complete the Guided Placement Tool

All students are required to complete the online Guided Placement Tool. This is a course placement survey to help counselors know what english, math and reading you place into at the college level.

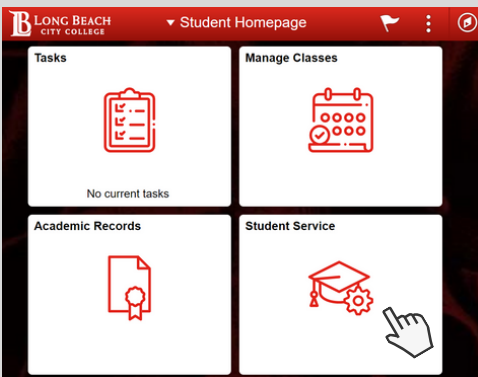
1. Go to www.lbcc.edu.
Hover over "Quicklinks" &
select "Viking Student Login"



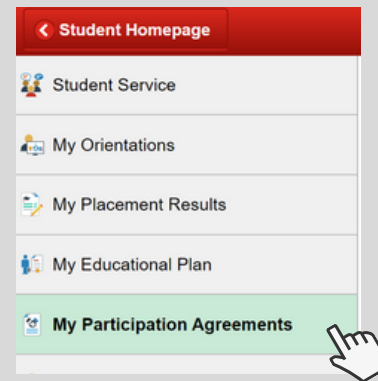
2. Insert LBCC Viking ID#
& Password.



3. Click on the "Student Service" box



4. Click on "My Participation Agreements"

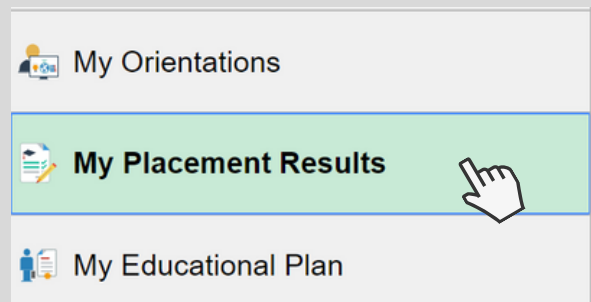


5. Click on "Guided Placement Tool,"
respond to all the questions.
*You'll need to know highest level GPA,
highest level English & Math grade*

My Participation Agreements

1 Guided Placement Tool

6. Once completed, within 24 hrs.
you can view your placement results.



For more information about your Placement Results visit www.lbcc.edu/post/understanding-your-placement-results