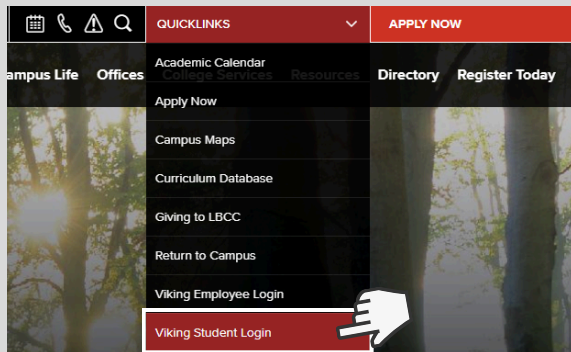


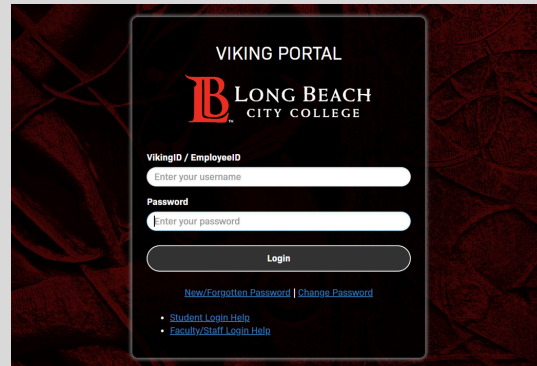
HOW TO: View your Registration Appointment

Registration appointments are visible on the Viking Student Portal several weeks before the start of registration for a given term. Students who've completed all the requirements for the Long Beach College Promise/Viking Advantage can qualify for priority registration. Open registration does not require an appointment & continues throughout the term.

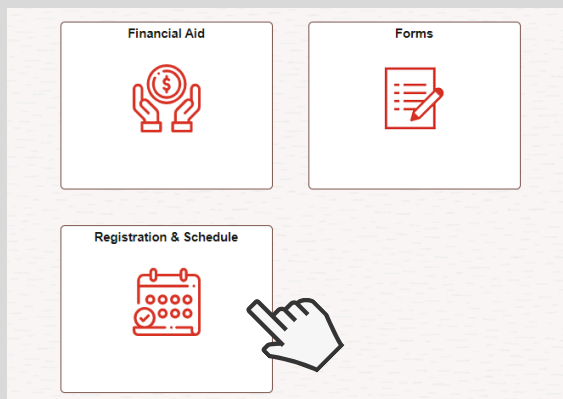
1. Go to www.lbcc.edu click on "Quicklinks," & select "Viking Student Login"



2. Enter LBCC Viking ID# & Password.



3. Click on "Registration & Schedule"



4. On the bottom of the main page, you can view "Registration Appts."

