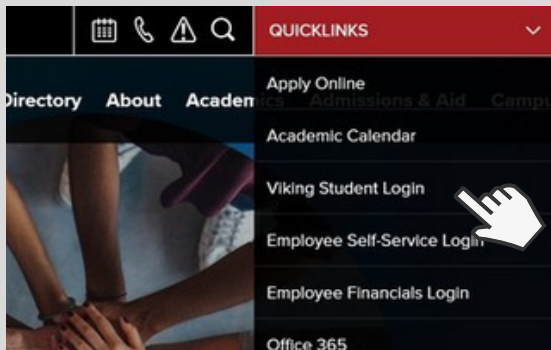



# HOW TO: View your Registration Appointment

Registration appointments are visible here several weeks before the start of registration for a given term. Students who've completed all the requirements for the Long Beach College Promise/ Viking Advantage can qualify for priority registration. Open registration does not require an appointment & continues throughout the term.

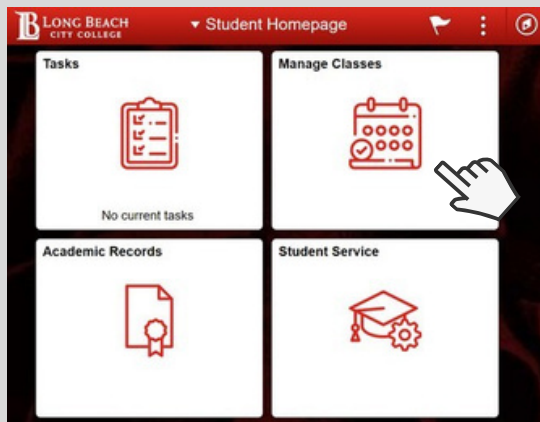
1. Go to [www.lbcc.edu](http://www.lbcc.edu) click on "Quicklinks" & select "Viking Student Login"



2. Insert your Viking ID Number (7 digit number - begins with 0 or 1)



3. Click on "Manage Classes"



4. On the bottom of the main page, you can view "Registration Appts."

