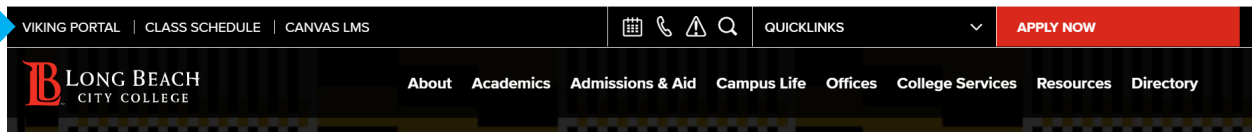


# STUDENT EVALUATION OF FACULTY:

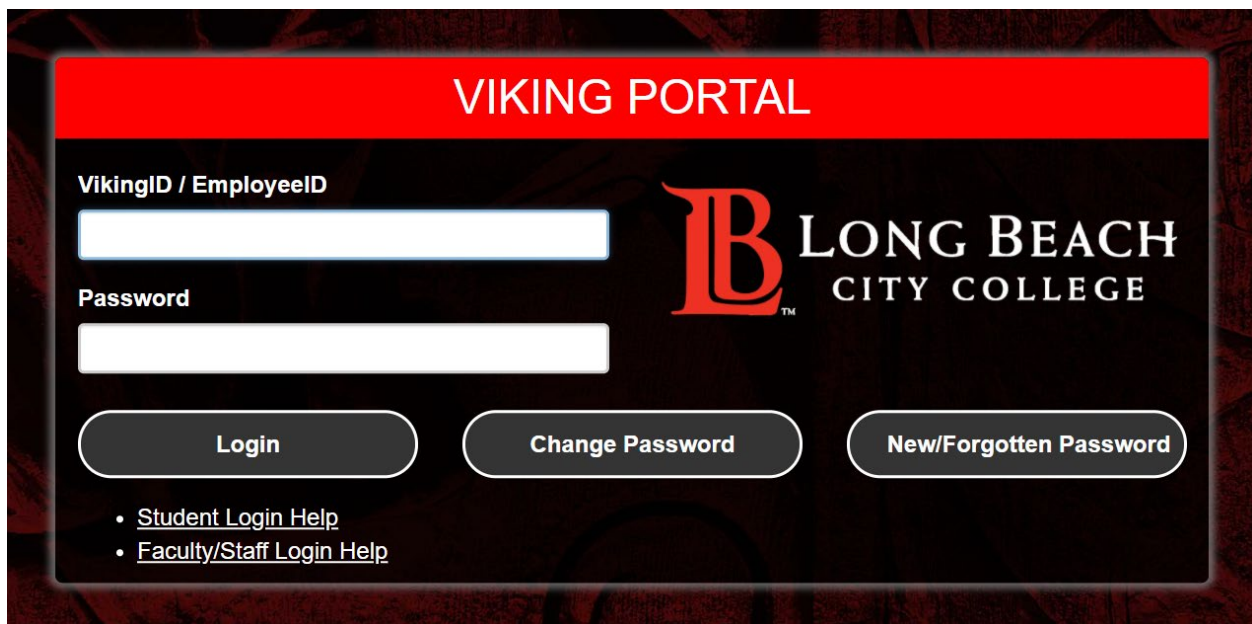
## How to access and complete the Student Evaluation of Faculty

### STEPS TO ACCESS AND SUBMIT A STUDENT EVALUATION OF FACULTY

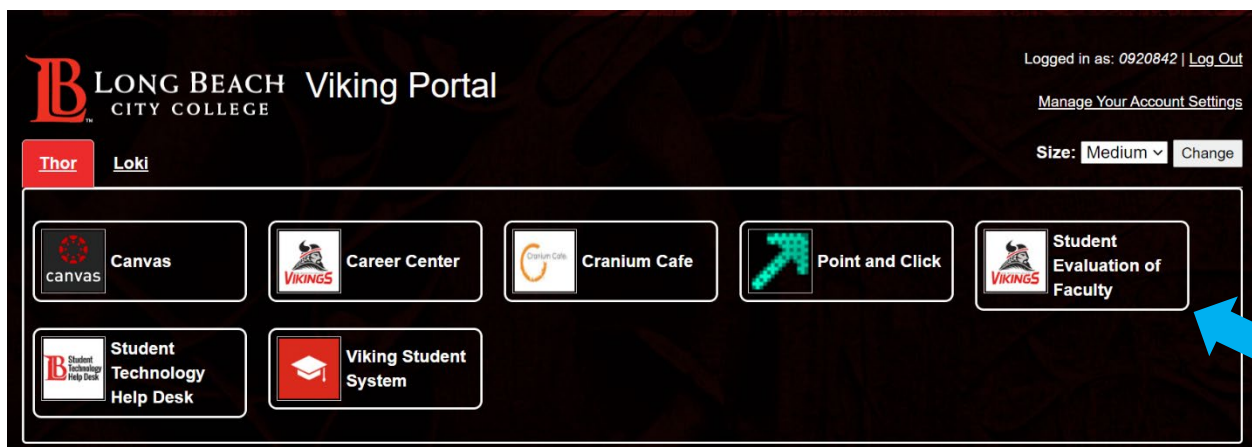
**STEP 1:** Go to the [www.LBCC.edu](http://www.LBCC.edu) website and click on the “Viking Portal” link found on the top left of the homepage.



**STEP 2:** Log into “Viking Portal” using your Viking ID and Password



**STEP 3:** Once logged in, click on the icon/button titled “Student Evaluation of Faculty”



**STEP 4:** The “Student Evaluation of Faculty” link will open a new page with any available evaluations for your courses. Click on your course section/name to open the evaluation for that course.

**LONG BEACH CITY COLLEGE STUDENT EVALUATION OF FACULTY**

**AVAILABLE EVALUATIONS** Portal Logout

Welcome Ole Viking. Please take your time completing the evaluations below.

1. Upon completion of an evaluation, a check mark ✓ will appear next it in the list.
2. An evaluation cannot be completed until its opening date.
3. Please answer each question thoughtfully and honestly. The information you provide regarding the instructor may be used in the future to improve the course.
4. **Your responses are confidential.**

Thank you for participating.

- BCOM 15 #34569 - Business Communications**  
Hussam Kashou | 1-20-2021 to 02-28-2021
- MKTG 47 #34568 - Essentials of Marketing**  
Hussam Kashou | 1-20-2021 to 02-28-2021
- COSN 251 #34567 - Microsoft Windows Client**  
Hussam Kashou | 2-20-2021 to 02-28-2021

Click on your course section/name to open the evaluation for that course.

**STEP 5:** Once the evaluation is open, please answer the questions. You will now have an opportunity to provide constructive comments. Once completed please click the “Submit” button.

**Submit**