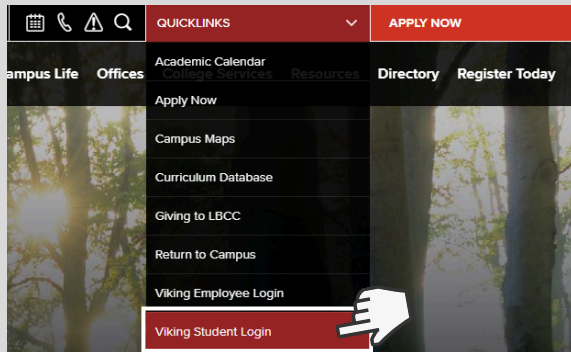



# HOW TO: Complete Participation Agreement for LONG BEACH COLLEGE PROMISE OR VIKING ADVANTAGE

**DIRECTIONS:** Once you've applied to Long Beach City College and created your Viking Student Portal, you will need to complete the online participation agreement for Long Beach College Promise or Viking Advantage.

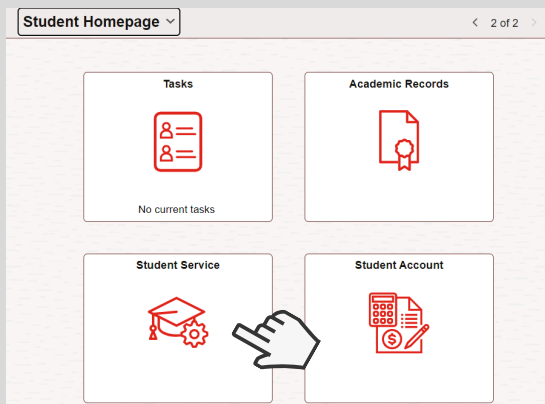
## 1. Go to [www.lbcc.edu](http://www.lbcc.edu) click on "Quicklinks," & select "Viking Student Login"



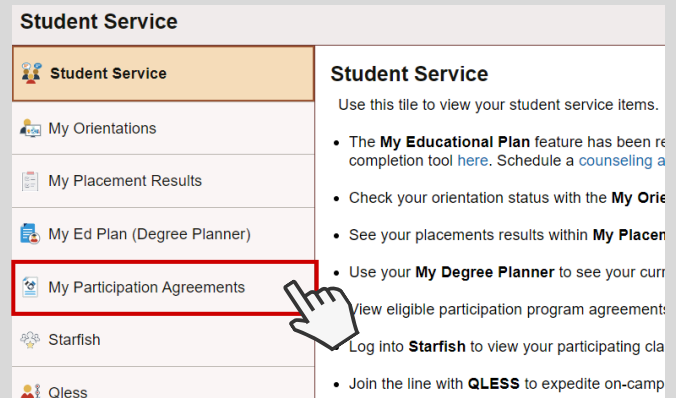
## 2. Enter LBCC Viking ID# & Password.



## 3. Click the "Student Service" box.



## 4. Click "My Participation Agreements"



## 5. Select one of the following: "LBCCP Agreement" OR "Viking Advantage Agreement"



## 6. Review & submit the agreement.

This is my first-time in college.

☐

I will enroll in 12 or more units for Fall and Spring semesters.

☐

I have submitted or will submit my FAFSA/Dream Act.

☐

I have read and agree to the program requirements.

☐

I intend to apply to California State University, Long Beach (CSULB) for transfer?

☐

[Instructions](#) [Submit](#)