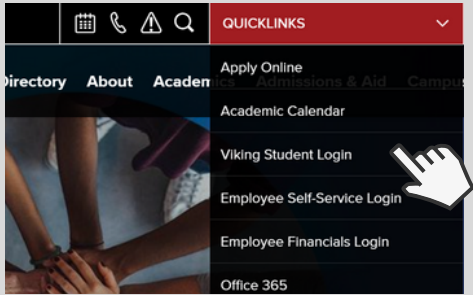


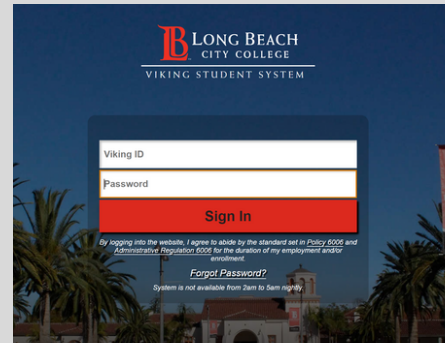
HOW TO: Participate in LONG BEACH COLLEGE PROMISE OR VIKING ADVANTAGE

Once you've applied to Long Beach City College and created your Viking Student Portal, you will need to complete the online participation agreement for Long Beach College Promise or Viking Advantage.

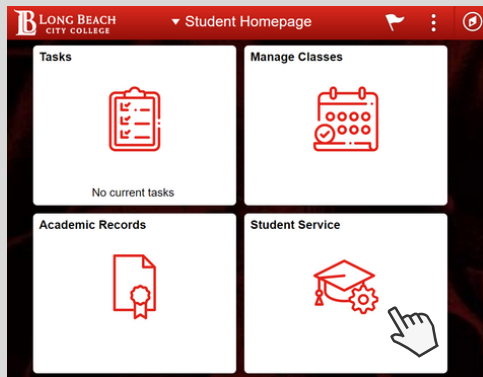
1. Go to www.lbcc.edu click on "QUICKLINKS" & select "Viking Student Login."



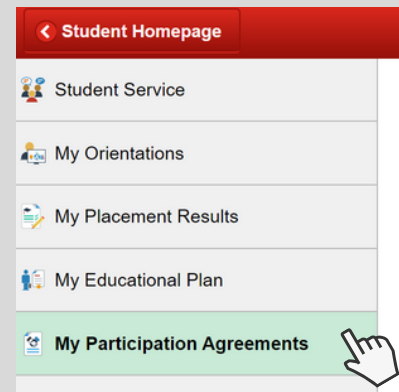
2. Insert LBCC Viking ID# & Password.



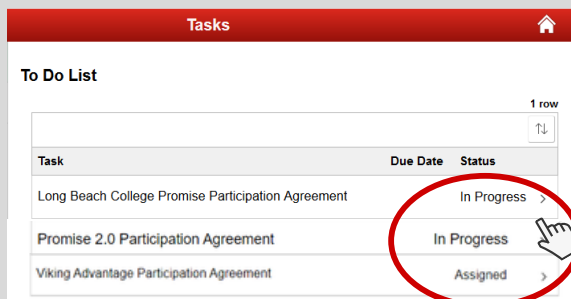
3. Click on the "Student Service" box.



4. Click on "Participation Agreement."



5. Click the view button for "Long Beach College Promise," "Promise 2.0," or "Viking Advantage."



6. Review & complete the agreement, step 6 submit the agreement.

