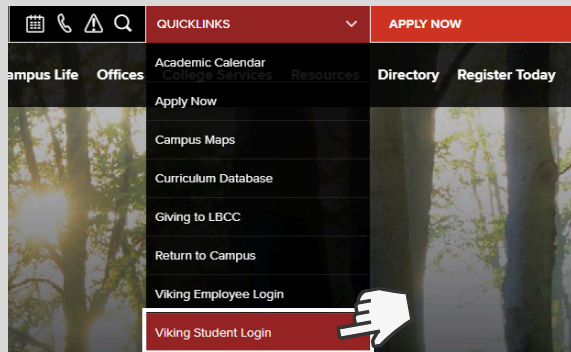



HOW TO: Pay Your Student Fees

DIRECTIONS: After completing the online registration, students can pay for their student fees through their Viking Student Portal. Students are required to pay for their account balance prior to the due date to avoid being dropped from classes.

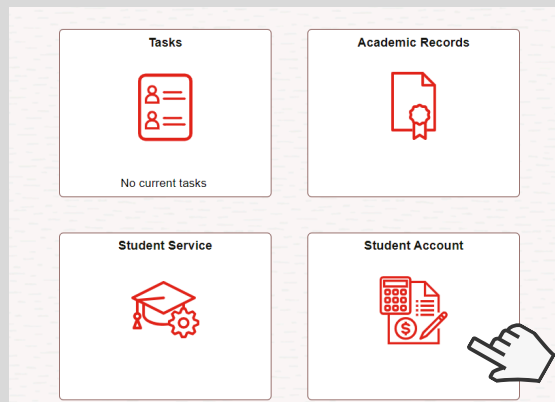
1. Go to www.lbcc.edu click on "Quicklinks," & select "Viking Student Login"



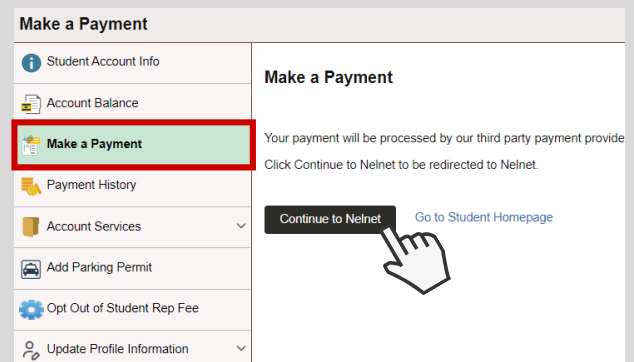
2. Enter LBCC Viking ID# & Password.



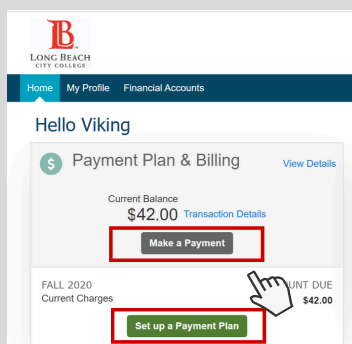
3. Click the "Student Account" box.



4. Click "Make a Payment" & Click "Continue to Nelnet"



5. You can select "Make a Payment" OR "Set up a Payment Plan."



NOTE: You must have a debit or credit card

LIST OF STUDENT FEES:

Fee	Fall/Spring Term	Summer/Winter Term
Enrollment	\$46.00/unit	\$46.00/unit
College Services Card	\$20.00	\$13.00
Student Health Services	\$20.00	\$17.00
Course Materials Fee	Varies	Varies
Student Representation	\$2.00	None

NOTE: Enrollment fee may be waived based on Promise Award eligibility. Additional course fees may apply (Digital Inclusive Access Fee)

Students can also pay for student fees in-person at the Cashier's Office - LAC (Room A-1081) or TTC (Room GG-101).