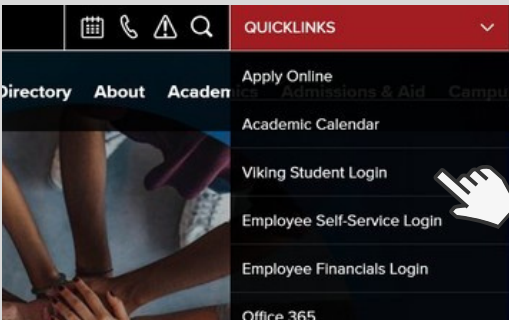


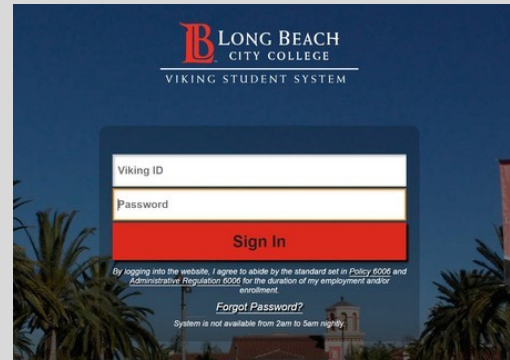
HOW TO: Pay Your Student Fees

After completing your online registration, you can make a payment for your student fees through your Viking Student Portal. Students are required to pay for their account balance prior to the due date, or they will subject to being dropped from their classes.

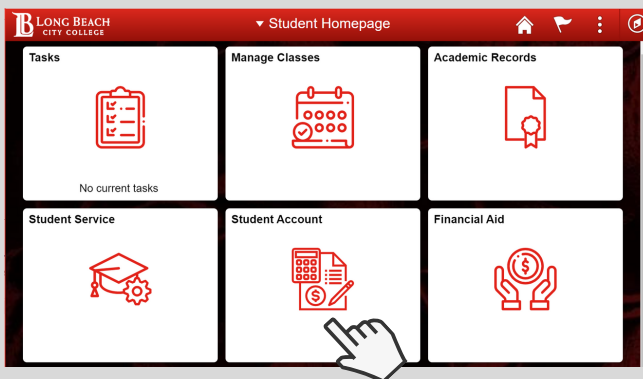
1. GO TO WWW.LBCC.EDU CLICK ON "QUICKLINKS," & SELECT "VIKING STUDENT LOGIN"



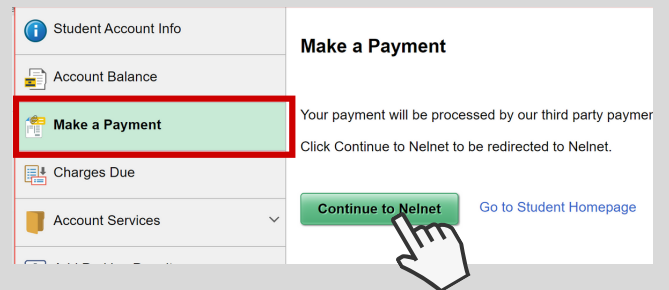
2. ENTER LBCC VIKING ID# & PASSWORD



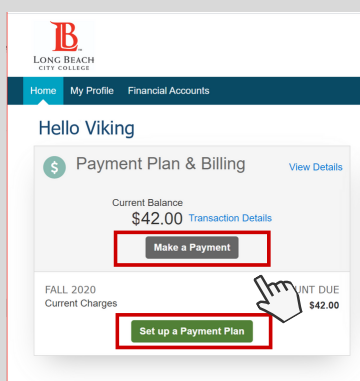
3. CLICK "STUDENT ACCOUNT"



4. CLICK "MAKE A PAYMENT" & CLICK "CONTINUE TO NELNET"



5. YOU CAN CHOSE TO "MAKE A PAYMENT" OR "SET UP A PAYMENT PLAN"



NOTE: YOU MUST HAVE A DEBIT OR CREDIT CARD

LIST OF STUDENT FEES:

Fee	Fall/Spring Term	Summer Term
College Services Card	\$20.00	\$13.00
Student Health Services	\$20.00	\$17.00
Course Materials Fee	Varies	Varies
Student Representation	\$2.00	None

***COURSE FEES MAY APPLY**