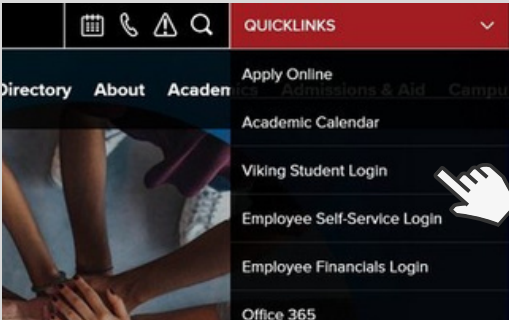


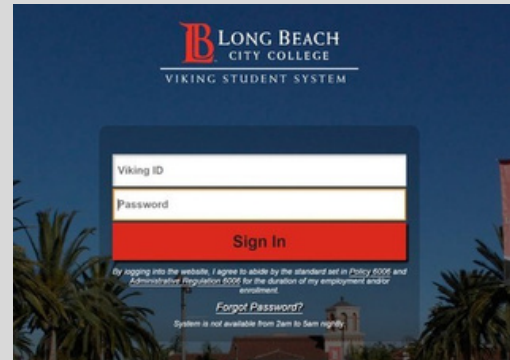
# HOW TO: Pay Your Student Fees

**DIRECTION:** After completing your online registration, students can pay for their student fees through your Viking Student Portal. Students are required to pay for their account balance prior to the due date to avoid being dropped from their classes.

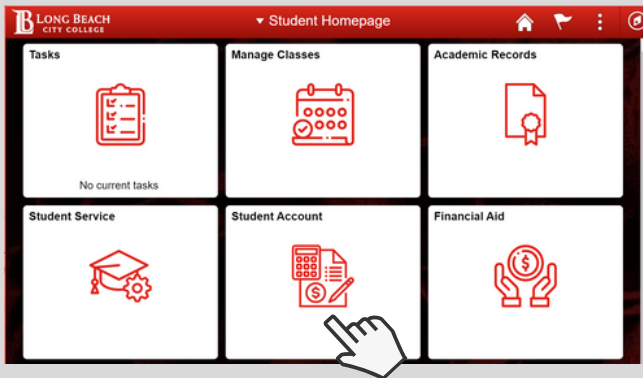
**1. Go to [www.lbcc.edu](http://www.lbcc.edu) click on "QUICKLINKS" & select "VIKING STUDENT LOGIN"**



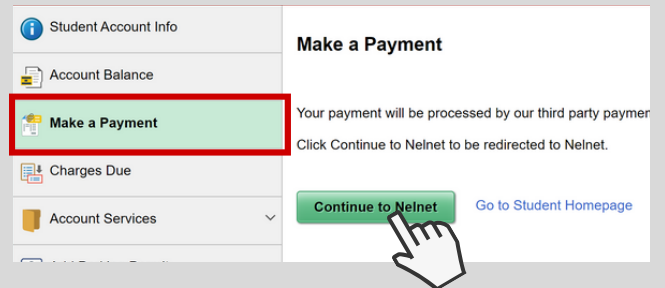
**2. Enter LBCC VIKING ID# & Password**



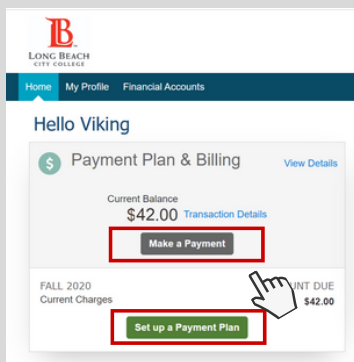
**3. Click "STUDENT ACCOUNT"**



**4. Click "MAKE A PAYMENT" & Click "Continue to Nelnet"**



**5. You can chose to "MAKE A PAYMENT" or "SET UP A PAYMENT PLAN"**



**NOTE: YOU MUST HAVE A DEBIT OR CREDIT CARD**

## LIST OF STUDENT FEES:

Fee	Fall/Spring Term	Summer Term
College Services Card	\$20.00	\$13.00
Student Health Services	\$20.00	\$17.00
Course Materials Fee	Varies	Varies
Student Representation	\$2.00	None

**NOTE: ADDITIONAL COURSE FEES MAY APPLY**