

# Updating ConferZoom URL Links Post Subaccount Migration

FOR LONG BEACH CITY COLLEGE **FACULTY & STAFF**

# Updating ConferZoom URL Links

---

## Introduction

If you are using direct links from ConferZoom to post in Canvas, on a website, or anywhere else, please note the following:

- Prior to the ConferZoom Subaccount migration, all recording URLs look something like this:

**[https://lbcc-edu.zoom.us/rec/share/hKQpX\\_GTYqKQIP3JpngQ-K](https://lbcc-edu.zoom.us/rec/share/hKQpX_GTYqKQIP3JpngQ-K)**

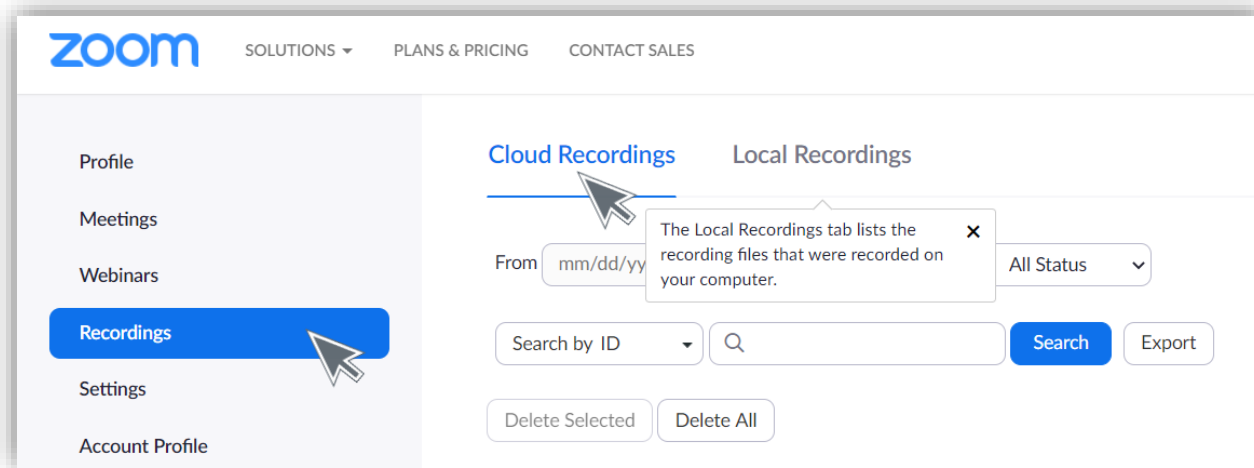
- Notice at the beginning of the URL, it says: **<https://cccconfer.zoom.us>**
- Once we move to an LBCC subaccount, all migrated cloud recording URLs will need to be updated in order to work.
- You have two choices.
  - You can simply go in and exchange the **<https://cccconfer.zoom.us>** to **<https://lbcc-edu.zoom.us>**.
  - Or, you can go back into ConferZoom (post migration) and pick up the link again:

# Updating ConferZoom URL Links

**Step 1:** Log into LBCC's ConferZoom account

➤ Note: you will have access to this account after the migration takes place: <https://lbcc-edu.zoom.us>

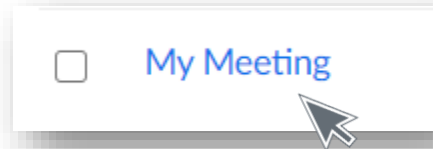
**Step 2:** Click on Recordings and toggle to Cloud Recordings:



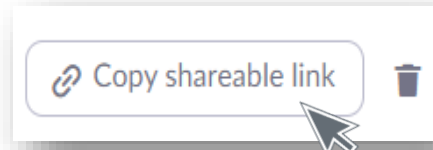
# Updating ConferZoom URL Links

---

**Step 3:** Search for the recording you're wanting to repost. Click on the blue hyperlink:



**Step 4:** Either pull the URL from the top of the browser, or click on:



**Step 5:** Post your link where you need to!

# Updating ConferZoom URL Links

---

If you have any questions, feel free to reach out to the OLET & IITS teams.

- OLET: [olet@lbcc.edu](mailto:olet@lbcc.edu)
- IITS Faculty & Staff Help Desk: [helpdesk@lbcc.edu](mailto:helpdesk@lbcc.edu)
- Call (562) 938-4357